

Halers H6

IP20, High power fixed downlight

Save up to 40%

of your lighting energy costs.

save
40%

Features

- Integrated LED driver.
- Meets building regulations.
- Compatible with building control systems.
- 60,000 hour life (approx.)
- 80° beam angle.
- Flexible cut-out size.
- Dimmable.
- Double insulated.
- High lumen output.
- Selectable light output.
- 35W power consumption. (700mA)
- Plug and Play connection.
- 7 year warranty

Benefits

- Straight to mains connection.
- Parts L1 & L2 compliance.
- Flexibility with other energy saving systems.
- Save time/money on maintenance.
- Wide spread of light.
- Fits a 160-170mm cut-out.
- 1...10V, PUSH & DALI*
- No earthing required.
- Comparable to conventional PL / CFL down lights.
- 1950lm, 1500lm & 1100lm (2 x 26W, 2x 18W, & 1 x 26W)
- Surpasses energy and efficacy requirements for part L.
- Reduced installation time.
- Fit & forget confidence.






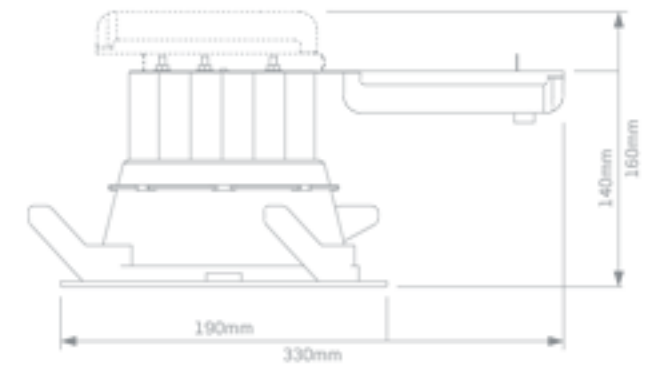
*DALI dimming requires additional module. Sold separately.

Halers H6

This innovative high power LED downlight is set to revolutionise the way ambient lighting is specified and offers a truly superior alternative to ordinary compact fluorescent luminaire. Unparalleled optical performance coupled with energy savings of up to 40% (compared with traditional CFL variants) and luminaire efficacy figures of 56lm per circuit Watt. UK Building Regs Parts L1 and L2 compliant.

Selectable output allows installer to replace 1 x 26W, 2 x 18W and 2 x 26W conventional downlights with just 1 product.

 80°	 160mm	.ldt	.ies	IP20	350mA		500mA		700mA	
t_a 50°C	 60k	NO UV			824lx ø1	1100lm	1136lx ø1	1500lm	1500lx ø1	1950lm
t_c 90°C					18w	61lm pw	26w	58lm pw	35w	56lm pw



HALERS H6 NW (4000° kelvin) in offices

code	description	dimensions	trade price
DL/03/WH/F/NW	35W LED to replace compact fluorescent fittings. 4000° kelvin	Ø 190 x h 160mm	£320.00
DL/03/EM/WH/F/NW	Emergency pack version of the DL/03/WH/F/NW	Ø 190 x h 160mm	£545.00