

V-TAC[®]

INNOVATIVE LED LIGHTING

2017-Q3 Catalogue



5
YEAR
WARRANTY

V-TAC introducing new range of LED bulbs with 5 years warranty using SAMSUNG LED Chip



Who We Are?

V-TAC is a Premium LED Lighting Brand developed with Energy and Lighting Specialists.

We make it a point to design and distribute High Quality, Affordable and Sustainable LED Lighting Solutions.

Our products follow ERP guidelines and are tested and approved by accredited labs.



What We Do?

We Import, Stock and Deliver a complete range of High Quality LED Products at **Market-Leading Prices** all across the EU

OUR APPROVALS



CE/EMC



in **2016** we reached the milestone that is

100 Million \$
Turnover

WE BELIEVE IN GROWING TOGETHER

Our Success is built on
Strong Partnerships and
Distributor Loyalty

OUR STORY

2015
110 Employees
6 Offices

2014
75 Employees
5 Offices
\$ 75m Turnover

2013
55 Employees
4 Offices
\$ 30m Turnover

2012
25 Employees
3 Offices
\$ 18m Turnover

2011
20 Employees
3 Offices
\$ 8m Turnover

2010
11 Employees
2 Offices
\$ 1.50m Turnover



STRENGTH IN NUMBERS

As our Market Size Grows,
We make it a point to recruit Top Talent,
and to establish a Strong Regional Presence.

Founded in 2009, V-TAC has grown from strength to strength and has established itself as a global brand providing energy efficient lighting solutions covering more than 70 countries throughout Europe, Asia Pacific, Africa, Middle East and the USA.

As a result of its relentless pursuit towards excellence, V-TAC has been listed in London Stock Exchange Group's 1000 Companies to Inspire Europe 2016.

V-TAC believes in offering high quality LED solutions with strong product guarantees, competitively priced and easy to install products certified with DEKRA, GS, TUV, CE/EMC, ROHS and UL certifications. With over 1500 value for money products in all categories continued investment in people, systems, and product innovations, V-TAC continues to explore uncharted territories.

Over the last eight years, V-TAC has replaced 50 million standard lights with energy saving LED Lights, resulting in total customer savings of over a £150 million per year, which has led to the reduction of over 150 thousand tons of Carbon Emissions.

With a vision to provide affordable LED Lighting solutions to Residential, Industrial and Commercial sectors, V-TAC surges forward on the foundation of its three pronged approach – Design, Develop and Distribute at lighting speed EVERYDAY!

LED Bulbs 01



SAMSUNG Bulbs

02 - 12



Blister Packing

13 - 20



Plastic Bulbs

21 - 53



Amber Cover

54 - 68



White Cover

69 - 70



Frost Cover

71 - 78



Clear Glass

79 - 92

LED Spotlights 93



GU10-MR16

94 - 101



G4-G9

102 - 104



Accessories

105 - 124

LED Flood lights 125



Shiny White

126 - 128



Shiny Grey/Black

129 - 131



Sand Finish Black

132 - 135



Sand Finish Grey

136 - 141



I - Series

142 - 149



Stand & Italian Series

150 - 153



PIR Sensor Series

154 - 166



Big Power Series

167 - 174

LED Panels 175



60x60 Panels

176 - 182



Big Panels

183 - 187



Accessories

188 - 194



Mini Panels

195 - 224

LED PAR Bulbs 225



AR111

226 - 228



Accessories

229



PAR 38

230



Accessories

232

LED Tubes 233



LED Tubes

234 - 240



Fixtures With LED

241 - 247



Batten Fittings

248



LED Waterproof Fittings

249 - 254

LED HighBays

255



UFO Highbays

256 - 269



Linear Highbays

270 - 272

LED Street Lights

273



LED Street Lights

274 - 277



LED Street Lights

278 - 282


LED Strip Lights

283



Strip Lights

284 - 295



Aluminum Profiles

296 - 300



SMD LED Modules

301 - 302



Power Supplies

203 - 308

LED Track Lights

309



Linear Lights

310 - 312



Track Lights

313 - 328

LED Downlights

329



LED Downlights

330 - 336



Step Lights

337 - 344

LED Dome Lights

345



Dome Light-bulkhead

346 - 366

LED Emergency Lights

367



Exit Lights

368 - 370



Bulkhead Lights

371 - 372

LED Motion Sensor 373



Infrared Sensors

[374 - 384](#)

LED Table Lamps 385



Desk Lamp

[386 - 395](#)



Floor Lamp

[396 - 398](#)

LED Innovative Lights 399



Solar Lights

[400 - 403](#)



Smart Switches

[404 - 406](#)

LED Outdoor 407



Outdoor Fixtures

[408 - 412](#)

Garden Lamps 413



Wall Lamps

[414 - 422](#)



Ceiling and Stand Lamp

[423 - 428](#)

Wall Lights 429



LED Wall Lamps

[430 - 452](#)

Display Screen 453



Outdoor / Indoor Display Screen

[454 - 456](#)

LED / Decorative Pendants 457



Pendants

[458 - 522](#)



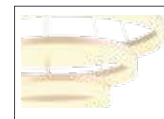
Holders

[523 - 531](#)



Designer Sleek

[532 - 543](#)



Chandeliers

[544 - 553](#)



5 YEARS
WARRANTY



V-TAC introducing new range of LED bulbs with 5 years warranty and

LED provided by Samsung



NEW



5 YEARS WARRANTY

A60 - E27 Bulb

9W VT-209

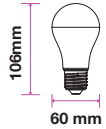
- 156 - 3000K Warm White
- 157 - 4000K Day White
- 158 - 6400K White

EAN Code

- 3800157627696
- 3800157627702
- 3800157627719

BOX QTY. **100**

A+



EQ. Watts:	60W	PF:	>0.5
Voltage/Frequency:	AC:220-240V,50Hz	Beam Angle:	200°
Luminous Flux:	806lm	Base:	E27
Commercial Type:	A60	Body Type:	Thermoplastic
LED Type:	SAMSUNG Chip	Dimension:	60mm x 106mm
CRI:	>80		

NEW



5 YEARS WARRANTY

A60 - E27 Bulb

11W VT-211

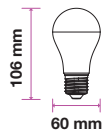
- 177 - 3000K Warm White
- 178 - 4000K Day White
- 179 - 6400K White

EAN Code

- 3800157627900
- 3800157627917
- 3800157627924

BOX QTY. **100**

A+



EQ. Watts:	75W	PF:	>0.5
Voltage/Frequency:	AC:220-240V,50Hz	Beam Angle:	200°
Luminous Flux:	1055lm	Base:	E27
Commercial Type:	A60	Body Type:	Thermoplastic
LED Type:	SAMSUNG Chip	Dimension:	60mm x 106mm
CRI:	>80		

NEW



5 YEARS
WARRANTY

A65 - E27 Bulb

15W VT-215

- 159 - 3000K Warm White
- 160 - 4000K Day White
- 161 - 6400K White

EAN Code

- 3800157627726
- 3800157627733
- 3800157627740

BOX QTY.
100

A+



EQ. Watts:	85W	PF:	>0.5
Voltage/Frequency:	AC:220-240V,50Hz	Beam Angle:	200°
Luminous Flux:	1250lm	Base:	E27
Commercial Type:	A65	Body Type:	Thermoplastic
LED Type:	SAMSUNG Chip	Dimension:	66.5mm x 134mm
CRI:	>80		

NEW



5 YEARS
WARRANTY

A65 - E27 Bulb

17W VT-217

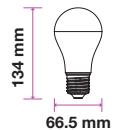
- 162 - 3000K Warm White
- 163 - 4000K Day White
- 164 - 6400K White

EAN Code

- 3800157627757
- 3800157627764
- 3800157627771

BOX QTY.
100

A+



EQ. Watts:	100W	PF:	>0.5
Voltage/Frequency:	AC:220-240V,50Hz	Beam Angle:	200°
Luminous Flux:	1500lm	Base:	E27
Commercial Type:	A65	Body Type:	Thermoplastic
LED Type:	SAMSUNG Chip	Dimension:	66.5 mm x 134mm
CRI:	>80		

NEW



5 YEARS WARRANTY

P45 - E14 Bulb

5.5W VT-236

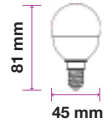
- 168 - 2700K Warm White
- 169 - 4000K Day White
- 170 - 6400K White

EAN Code

- 3800157627818
- 3800157627825
- 3800157627832

BOX QTY. **200**

A+



EQ. Watts:	40W	PF:	>0.5
Voltage/Frequency:	AC: 220-240V,50Hz	Beam Angle:	180°
Luminous Flux:	470lm	Base:	E14
Commercial Type:	P45	Body Type:	Thermoplastic
LED Type:	SAMSUNG Chip	Dimension:	45mm x 81mm
CRI:	>80		

NEW



5 YEARS WARRANTY

G45 - E27 Bulb

5.5W VT-246

- 174 - 3000K Warm White
- 175 - 4000K Day White
- 176 - 6400K White

EAN Code

- 3800157627870
- 3800157627887
- 3800157627894

BOX QTY. **200**

A+



EQ. Watts:	40W	PF:	>0.4
Voltage/Frequency:	AC: 220-240V,50Hz	Beam Angle:	180°
Luminous Flux:	470lm	Base:	E27
Commercial Type:	G45	Body Type:	Thermoplastic
LED Type:	SAMSUNG Chip	Dimension:	45mm x 82mm
CRI:	>80		

NEW



5 YEARS WARRANTY

Candle - E14 Bulb

5.5W VT-226

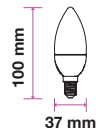
- 171 - 3000K Warm White
- 172 - 4000K Day White
- 173 - 6400K White

EAN Code

- 3800157627849
- 3800157627856
- 3800157627863

BOX QTY. **200**

A+



EQ. Watts:	40W	PF:	>0.5
Voltage/Frequency:	AC: 220-240V,50Hz	Beam Angle:	200°
Luminous Flux:	470lm	Base:	E14
Commercial Type:	Candle	Body Type:	Thermoplastic
LED Type:	SAMSUNG Chip	Dimension:	37mm x 100mm
CRI:	>80		

NEW



5 YEARS WARRANTY

T37 - E27 Bulb

9W VT-237

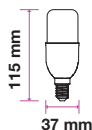
- 144 - 3000K Warm White
- 145 - 4000K Day White
- 146 - 6400K White

EAN Code

- 3800157627573
- 3800157627580
- 3800157627597

BOX QTY. **200**

A+



EQ. Watts:	55W	PF:	>0.5
Voltage/Frequency:	AC:220-240V,50Hz	Beam Angle:	230°
Luminous Flux:	750lm	Base:	E27
Commercial Type:	T37	Body Type:	Thermoplastic
LED Type:	SAMSUNG Chip	Dimension:	37mm x 115mm
CRI:	>80		

NEW



R50 - E14 Bulb

6W VT-250

- 138 - 3000K Warm White
- 139 - 4000K Day White
- 140 - 6400K White

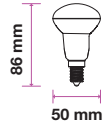
BOX QTY.
200

EAN Code

- 3800157627511
- 3800157627528
- 3800157627535

5 YEARS WARRANTY

A+



EQ. Watts:	40W	PF:	>0.5
Voltage/Frequency:	AC: 220-240V,50Hz	Beam Angle:	120°
Luminous Flux:	450lm	Base:	E14
Commercial Type:	R50	Body Type:	Thermoplastic
LED Type:	SAMSUNG Chip	Dimension:	50mm x 86mm
CRI:	>80		

NEW



R63 - E27 Bulb

8W VT-263

- 141 - 3000K Warm White
- 142 - 4000K Day White
- 143 - 6400K White

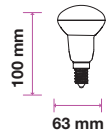
BOX QTY.
200

EAN Code

- 3800157627542
- 3800157627559
- 3800157627566

5 YEARS WARRANTY

A+



EQ. Watts:	60W	PF:	>0.5
Voltage/Frequency:	AC: 220-240V,50Hz	Beam Angle:	120°
Luminous Flux:	600lm	Base:	E27
Commercial Type:	R63	Body Type:	Thermoplastic
LED Type:	SAMSUNG Chip	Dimension:	63mm x 100mm
CRI:	>80		

NEW



R80 - E27 Bulb

10W VT-280

- 135 - 3000K Warm White
- 136 - 4000K Day White
- 137 - 6400K White

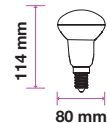
BOX QTY.
100

EAN Code

- 3800157627481
- 3800157627498
- 3800157627504

5 YEARS WARRANTY

A+



EQ. Watts:	75W	PF:	>0.5
Voltage/Frequency:	AC:220-240V, 50Hz	Beam Angle:	120°
Luminous Flux:	800lm	Base:	E27
Commercial Type:	R80	Body Type:	Thermoplastic
LED Type:	SAMSUNG Chip	Dimension:	80mm x 114mm
CRI:	>80		

NEW



PAR 20 - E27 Bulb

8W VT-220

- 147 - 3000K Warm White
- 148 - 4000K Day White
- 149 - 6400K White

BOX QTY.
100

EAN Code

- 3800157627603
- 3800157627610
- 3800157627627

5 YEARS
WARRANTY

A+



EQ. Watts:	45W	PF:	>0.5
Voltage/Frequency:	AC: 220-240V,50Hz	Beam Angle:	40°
Luminous Flux:	495lm	Base:	E27
Commercial Type :	PAR 20	Body Type:	Plastic
LED Type:	SAMSUNG Chip	Dimension:	63.5mm x 83mm
CRI:	>80		

NEW



PAR 30 - E27 Bulb

12W VT-230

- 153 - 3000K Warm White
- 154 - 4000K Day White
- 155 - 6400K White

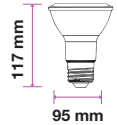
BOX QTY.
30

EAN Code

- 3800157627665
- 3800157627672
- 3800157627689

5 YEARS
WARRANTY

A+



EQ. Watts:	65W	PF:	>0.5
Voltage/Frequency:	AC: 220-240V,50Hz	Beam Angle:	40°
Luminous Flux:	825lm	Base:	E27
Commercial Type :	PAR 30	Body Type:	Plastic
LED Type:	SAMSUNG Chip	Dimension:	95mm x 117mm
CRI:	>80		

NEW



PAR 38 - E27 Bulb

15W VT-238

- 150 - 3000K Warm White
- 151 - 4000K Day White
- 152 - 6400K White

BOX QTY.
30

EAN Code

- 3800157627634
- 3800157627641
- 3800157627658

5 YEARS
WARRANTY

A+



EQ. Watts:	80W	PF:	>0.5
Voltage/Frequency:	AC: 220-240V,50Hz	Beam Angle:	40°
Luminous Flux:	1050lm	Base:	E27
Commercial Type :	PAR 38	Body Type:	Plastic
LED Type:	SAMSUNG Chip	Dimension:	120mm x 132mm
CRI:	>80		



5 YEARS
WARRANTY

GU 10 with Lens

7W VT-277

165 - 3000K Warm White

166 - 4000K Day White

167 - 6400K White

EAN Code

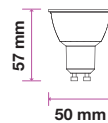
3800157627788

3800157627795

3800157627801


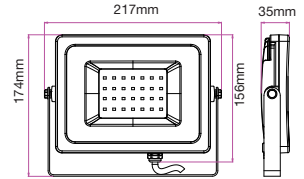
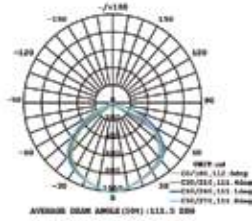
BOX QTY.
200

A+



EQ. Watts:	45W	PF:	>0.5
Voltage/Frequency:	AC:220-240V,50Hz	Beam Angle:	38°
Luminous Flux:	550lm	Base:	GU10
LED Type:	SMD	Body Type:	Plastic
CRI:	>80	Dimension:	50mm x 57mm

LUMINOUS INTENSITY DISTRIBUTION DIAGRAM



Note: The Curves indicate the illuminated area and the average illumination when the luminaire is at different distance.

30W VT-30

- 400 - 3000K Warm White
- 401 - 4000K Day White
- 402 - 6400K White


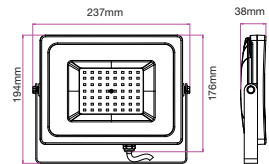

EAN Code

- 3800157629195
- 3800157629034
- 3800157629041



Sensor Compatible:	Yes	Beam Angle:	100°
Voltage/Frequency:	AC:220-240V/50Hz	Color of Fixture:	Black
Luminous Flux:	2550lm	Body Type:	Die casting Aluminium
CRI:	>70	IP Rating:	IP65
PF:	>0.9	Dimension:	217 x 174 x 35mm

LUMINOUS INTENSITY DISTRIBUTION DIAGRAM



Note: The Curves indicate the illuminated area and the average illumination when the luminaire is at different distance.

50W VT-50

- 406 - 3000K Warm White
- 407 - 4000K Day White
- 408 - 6400K White

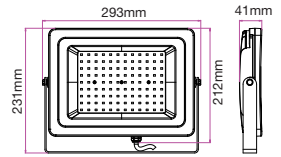

EAN Code

- 3800157629218
- 3800157629072
- 3800157629089



Sensor Compatible:	Yes	Beam Angle:	100°
Voltage/Frequency:	AC:220-240V/50Hz	Color of Fixture:	Black
Luminous Flux:	4250lm	Body Type:	Die casting Aluminium
CRI:	>70	IP Rating:	IP65
PF:	>0.9	Dimension:	237 x 194 x 38mm

LUMINOUS INTENSITY DISTRIBUTION DIAGRAM



100W VT-100


EAN Code

- 412 - 3000K Warm White
- 413 - 4000K Day White
- 414 - 6400K White

- 3800157629232
- 3800157629119
- 3800157629126

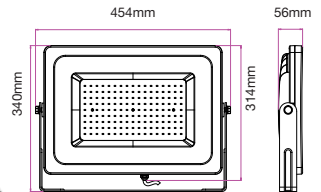



Sensor Compatible: Yes	Beam Angle: 100°
Voltage/Frequency: AC:220-240V/50Hz	Color of Fixture: Black
Luminous Flux: 8500lm	Body Type: Die casting Aluminium
CRI: >70	IP Rating: IP65
PF: >0.9	Dimension: 293 x 231 x 41mm



Note: The Curves indicate the illuminated area and the average illumination when the luminaire is at different distance.

LUMINOUS INTENSITY DISTRIBUTION DIAGRAM



200W VT-200


EAN Code

- 418 - 4000K Day White
- 419 - 6400K White

- 3800157629157
- 3800157629164


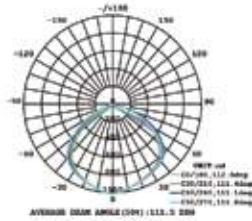


Sensor Compatible: Yes	Beam Angle: 100°
Voltage/Frequency: AC:200-240V/50Hz	Color of Fixture: Black
Luminous Flux: 17000lm	Body Type: Die casting Aluminium
CRI: >70	IP Rating: IP65
PF: >0.9	Dimension: 454 x 340 x 56mm

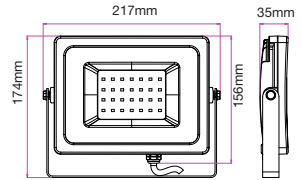


Note: The Curves indicate the illuminated area and the average illumination when the luminaire is at different distance.

LUMINOUS INTENSITY DISTRIBUTION DIAGRAM



Note: The Curves indicate the illuminated area and the average illumination when the luminaires is at different distance.



30W VT-30

- 403 - 3000K Warm White
- 404 - 4000K Day White
- 405 - 6400K White


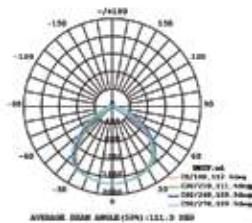
EAN Code

- 3800157629201
- 3800157629058
- 3800157629065

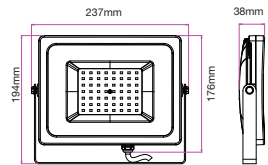


Sensor Compatible:	Yes	Beam Angle:	100°
Voltage/Frequency:	AC:220-240V/50Hz	Color of Fixture:	White
Luminous Flux:	2550lm	Body Type:	Die casting Aluminium
CRI:	>70	IP Rating:	IP65
PF:	>0.9	Dimension:	217 x174 x35mm

LUMINOUS INTENSITY DISTRIBUTION DIAGRAM



Note: The Curves indicate the illuminated area and the average illumination when the luminaires is at different distance.



50W VT-50

- 409 - 3000K Warm White
- 410 - 4000K Day White
- 411 - 6400K White



EAN Code

- 3800157629225
- 3800157629096
- 3800157629102

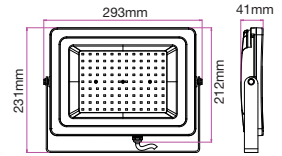


Sensor Compatible:	Yes	Beam Angle:	100°
Voltage/Frequency:	AC:220-240V/50Hz	Color of Fixture:	White
Luminous Flux:	4250lm	Body Type:	Die casting Aluminium
CRI:	>70	IP Rating:	IP65
PF:	>0.9	Dimension:	237 x 194 x38mm

LUMINOUS INTENSITY DISTRIBUTION DIAGRAM



Note: The Curves indicate the illuminated area and the average illumination when the beam is at a different distance.



100W VT-100

EAN Code



- 415 - 3000K Warm White
- 416 - 4000K Day White
- 417 - 6400K White

- 3800157629249
- 3800157629133
- 3800157629140

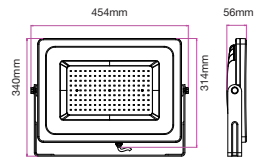


Sensor Compatible:	Yes	Beam Angle:	100°
Voltage/Frequency:	AC:220-240V/50Hz	Color of Fixture:	White
Luminous Flux:	8500lm	Body Type:	Die casting Aluminium
CRI:	>70	IP Rating:	IP65
PF:	>0.9	Dimension:	293 x 41 x 231mm

LUMINOUS INTENSITY DISTRIBUTION DIAGRAM



Note: The Curves indicate the illuminated area and the average illumination when the beam is at a different distance.



200W VT-200

EAN Code

- 420 - 4000K Day White
- 421 - 6400K White

- 3800157629171
- 3800157629188



Sensor Compatible:	Yes	Beam Angle:	100°
Voltage/Frequency:	AC:200-240V/50Hz	Color of Fixture:	White
Luminous Flux:	17000lm	Body Type:	Die casting Aluminium
CRI:	>70	IP Rating:	IP65
PF:	>0.9	Dimension:	454 x 340 x 56mm

LED Bulbs Blister Packing

With a focus on the ever-evolving demands, we are engaged in supplying a wide range of LED Bulb Blister Packs.



NEW



P45 - E14 Bulb

5.5W VT-2146

7355 - 2700K Warm White
7356 - 4000K Day White

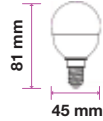
EAN Code

3800157628136
3800157628143

BOX QTY.

50

A+



EQ. Watts:	40W	PF:	>0.5
Voltage/Frequency:	AC: 220-240V,50Hz	Beam Angle:	180°
Luminous Flux:	470lm	Base:	E14
Commercial Type:	P45	Body Type:	Thermoplastic
LED Type:	SMD	Dimension:	45mm x 81mm
CRI:	>80		

NEW



G45 - E27 Bulb

5.5W VT-2166

7360 - 2700K Warm White
7361 - 4000K Day White

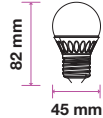
EAN Code

3800157628181
3800157628198

BOX QTY.

50

A+



EQ. Watts:	40W	PF:	>0.4
Voltage/Frequency:	AC: 220-240V,50Hz	Beam Angle:	180°
Luminous Flux:	470lm	Base:	E27
Commercial Type:	G45	Body Type:	Thermoplastic
LED Type:	SMD	Dimension:	45mm x 82mm
CRI:	>80		

NEW



Candle - E14 bulb

5.5W VT-2106

7291 - 2700K Warm White
7292 - 4000K Day White
7293 - 6400K White

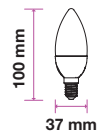
EAN Code

3800157623810
3800157623827
3800157623834

BOX QTY.

50

A+



EQ. Watts:	40W	PF:	>0.5
Voltage/Frequency:	AC:220-240V,50Hz	Beam Angle:	200°
Luminous Flux:	470lm	Base:	E14
Commercial Type:	Candle	Body Type:	Thermoplastic
LED Type:	SMD	Dimension:	37mm x 100mm
CRI:	>80		

NEW



RGB Bulb Blister Pack

6W VT-2022

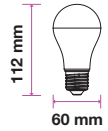
- 7324 RGB + 2700K Warm White
- 7325 RGB + 4000K Day White
- 7326 RGB + 6400K White

EAN Code

- 3800157624602
- 3800157624619
- 3800157624626

BOX QTY.

40



EQ. Watts:	40W	PF:	>0.5
Voltage/Frequency:	AC: 220-240V, 50Hz	Beam Angle:	200°
Luminous Flux:	470lm	Base:	E27
Commercial Type:	A60	Body Type:	Thermoplastic
LED Type:	SMD	Dimension:	60mm x 112mm
CRI:	>80		

NEW



A60 - E27 Bulb

9W VT-2139

- 7294 - 2700K Warm White
- 7295 - 4000K Day White
- 7296 - 6400K White

EAN Code

- 3800157623841
- 3800157623858
- 3800157623865

BOX QTY.

25



EQ. Watts:	60W	PF:	>0.5
Voltage/Frequency:	AC:220-240V, 50Hz	Beam Angle:	200°
Luminous Flux:	806lm	Base:	E27
Commercial Type:	A60	Body Type:	Thermoplastic
LED Type:	SMD	Dimension:	60mm x 112 mm
CRI:	>80		

NEW



A60 - E27 Bulb

11W VT-2111

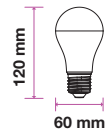
- 7297 - 2700K Warm White
- 7298 - 4000K Day White
- 7299 - 6400K White

EAN Code

- 3800157623872
- 3800157623889
- 3800157623896

BOX QTY.

25



EQ. Watts:	75W	PF:	>0.5
Voltage/Frequency:	AC:220-240V, 50Hz	Beam Angle:	200°
Luminous Flux:	1055lm	Base:	E27
Commercial Type:	A60	Body Type:	Thermoplastic
LED Type:	SMD	Dimension:	60mm x 120mm
CRI:	>80		

NEW



A60 With Sensor Light

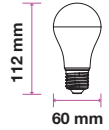
9W VT-2109

7285 - 2700K Warm White
7286 - 4000K Day White
7287 - 6400K White

EAN Code

3800157623759
3800157623766
3800157623773

BOX QTY.
25



EQ. Watts:	60W	PF:	>0.5
Voltage/Frequency:	AC:220-240V,50Hz	Beam Angle:	200°
Luminous Flux:	806lm	Base:	E27
Commercial Type:	A60	Body Type:	Thermoplastic
LED Type:	SMD	Dimension:	60mm x 112 mm
CRI:	>80		

NEW



A60 - 3 Step Dimming

9W VT-2129

7288 - 2700K Warm White
7289 - 4000K Day White
7290 - 6400K White

EAN Code

3800157623780
3800157623797
3800157623803



BOX QTY.
25



EQ. Watts:	60W	PF:	>0.5
Voltage/Frequency:	AC:220-240V,50Hz	Beam Angle:	200°
Luminous Flux:	806lm	Base:	E27
Commercial Type:	A60	Body Type:	Thermoplastic
LED Type:	SMD	Dimension:	60mm x 112 mm
CRI:	>80		

NEW



A60 -Color Changing E27 Bulb

9W VT-2149

7309 - 3 IN 1 -Blister Pack

EAN Code

3800157623995

BOX QTY.
25



EQ. Watts:	60W	PF:	>0.5
Voltage/Frequency:	AC:220-240V,50Hz	Beam Angle:	200°
Luminous Flux:	806lm	Base:	E27
Commercial Type:	A60	Body Type:	Thermoplastic
LED Type:	SMD	Dimension:	60mm x 112 mm
CRI:	>80		

NEW



A65 - E27 Bulb

15W VT-2117

- 7300 - 2700K Warm White
- 7301 - 4000K Day White
- 7302 - 6400K White

EAN Code

- 3800157623902
- 3800157623919
- 3800157623926

BOX QTY.
25

A+



EQ. Watts:	100W	PF:	>0.5
Voltage/Frequency:	AC:220-240V,50Hz	Beam Angle:	200°
Luminous Flux:	1500lm	Base:	E27
Commercial Type:	A65	Body Type:	Thermoplastic
LED Type:	SMD	Dimension:	66.5 mm x 134mm
CRI:	>80		

NEW



**G45 - E27
Cross Filament Clear Glass**

4W VT-2194

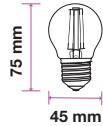
7367 - 2700K Warm White

EAN Code

3800157628587

BOX QTY.
50

A+



EQ. Watts:	40W	PF:	>0.4
Voltage/Frequency:	AC: 220-240V, 50Hz	Beam Angle:	300°
Luminous Flux:	400lm	Base:	E27
Commercial Type:	G45	Body Type:	Glass
LED Type:	Filament	Dimension:	45mm x 75mm
CRI:	>80		

NEW



**P45 - E14
Cross Filament Clear Glass**

4W VT-2184

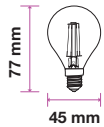
7366 - 2700K Warm White

EAN Code

3800157628570

BOX QTY.
50

A+



EQ. Watts:	40W	PF:	>0.4
Voltage/Frequency:	AC: 220-240V, 50Hz	Beam Angle:	300°
Luminous Flux:	400lm	Base:	E14
Commercial Type:	P45	Body Type:	Glass
LED Type:	Filament	Dimension:	45mm x 77mm
CRI:	>80		

NEW



Blister Pack Candle E14 Clear Glass

4W VT-2174

7365 - 2700K Warm White

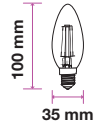
EAN Code

3800157628563

BOX QTY.

50

A+



EQ. Watts:	40W	PF:	>0.4
Voltage/Frequency:	AC: 220-240V, 50Hz	Beam Angle:	300°
Luminous Flux:	400lm	Base:	E14
Commercial Type:	Candle	Body Type:	Glass
LED Type:	Filament	Dimension:	35mm x 100mm
CRI:	>80		

NEW



Dimmable Candle - E14 Cross Filament Clear Glass

4W VT-2134D

7284 - 2700K Warm White

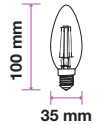
EAN Code

3800157623742

BOX QTY.

50

A+



EQ. Watts:	30W	Dimmable:	Yes
Voltage/Frequency:	AC: 220-240V, 50Hz	PF:	>0.5
Luminous Flux:	350lm	Beam Angle:	300°
Commercial Type:	Candle	Base:	E14
LED Type:	Filament	Body Type:	Glass
CRI:	>80	Dimension:	35mm x 100mm

NEW



Candle - E14 Cross Filament Clear Glass

4W VT-2104

7282 - 2700K Warm White

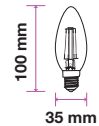
EAN Code

3800157623728

BOX QTY.

50

A+



EQ. Watts:	40W	PF:	>0.4
Voltage/Frequency:	AC: 220-240V, 50Hz	Beam Angle:	300°
Luminous Flux:	400lm	Base:	E14
Commercial Type:	Candle	Body Type:	Glass
LED Type:	Filament	Dimension:	35mm x 100mm
CRI:	>80		

NEW



A60 - E27
Cross Filament Clear Glass

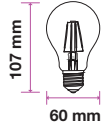
BOX QTY. **25**

4W VT-2114

EAN Code

7283 - 2700K Warm White

3800157623735



EQ. Watts:	40W	PF:	>0.4
Voltage/Frequency:	AC: 220-240V, 50Hz	Beam Angle:	300°
Luminous Flux:	400lm	Base:	E27
Commercial Type:	A60	Body Type:	Glass
LED Type:	Filament	Dimension:	60mm x 107mm
CRI:	>80		

NEW



A60 - E27 Clear Glass

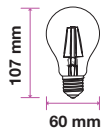
BOX QTY. **20**

6W VT-2186

EAN Code

7368 - 2700K Warm White

3800157628594



EQ. Watts:	55W	PF:	>0.5
Voltage/Frequency:	AC: 220-240V, 50Hz	Beam Angle:	300°
Luminous Flux:	660lm	Base:	E27
Commercial Type:	A60	Body Type:	Glass
LED Type:	Filament	Dimension:	60mm x 107mm
CRI:	>80		

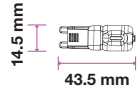
NEW



G9 Spotlight -Blister Pack

2W VT-2102 EAN Code
7340 - 3000K Warm White 3800157625630

BOX QTY.
200
A++



EQ. Watts:	20W	PF:	>0.4
Voltage/Frequency:	AC: 200-240V,50/60Hz	Beam Angle:	230°
Luminous Flux:	230lm	Base:	G9
LED Type:	COB	Body Type:	Glass
CRI:	>80	Dimension:	14.5mm x 43.5mm

NEW



LED Spotlight- GU10

6W VT-2107 EAN Code
7303 - 3000K Warm White 3800157623933
7304 - 4000K Day White 3800157623940
7305 - 6400K White 3800157623957

BOX QTY.
50
A+



EQ. Watts:	40W	PF:	>0.5
Voltage/Frequency:	AC:220-240V,50Hz	Beam Angle:	110°
Luminous Flux:	500lm	Base:	GU10
LED Type:	SMD	Body Type:	Plastic
CRI:	>80	Dimension:	50mm x 57mm

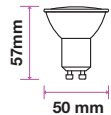
NEW



Dimmable Spotlight- GU10

6.5W VT-2108D EAN Code
7306 - 3000K Warm White 3800157623964
7307 - 4000K Day White 3800157623971
7308 - 6400K White 3800157623988

BOX QTY.
50
A+



EQ. Watts:	40W	Dimmable:	Yes
Voltage/Frequency:	AC:220-240V,50Hz	PF:	>0.5
Luminous Flux:	450lm	Beam Angle:	38°
LED Type:	SMD	Base:	GU10
CRI:	>80	Body Type:	Plastic
		Dimension:	50mm x 57mm



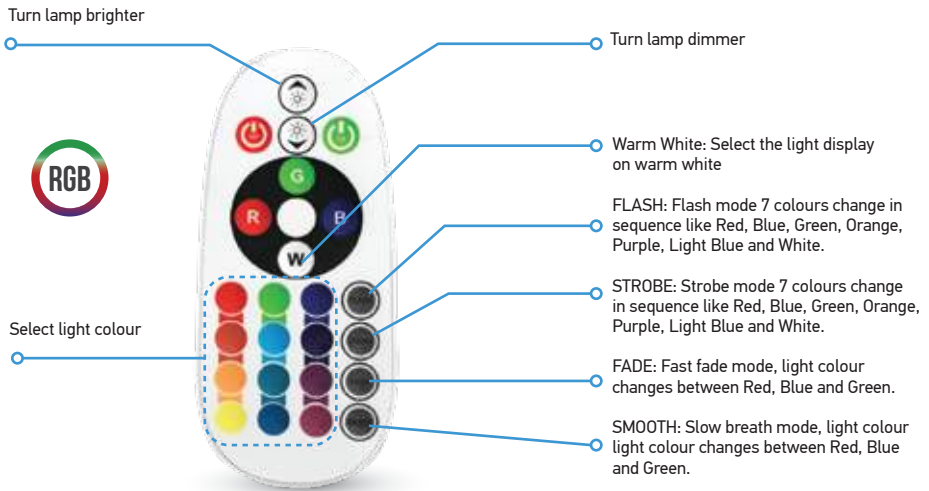


LED Thermoplastic Bulbs

- Lasts 20 times longer than Standard Bulbs
- Broad Range of holders like E27, E14, B22, B15,G24 and R7S
- Uses 80% less energy than Standard Bulbs
- Excellent Heat Radiation Efficiency
- Customized exterior for stronger body
- High Power LED Chips
- Non - Flickering
- Dimmable & Non Dimmable options

Applications

Perfect choice for Hotels, Bars, Commercial & Residential Lighting and Exhibition Stands



Under these 4 modes you can choose the Brighter / Dimmer key on the controller to make the speed faster / slower.

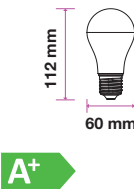
RGB Bulb

6W VT-2022

- 7121 RGB + 2700K Warm White
- 7150 RGB + 4000K Day White
- 7151 RGB + 6400K White

BOX QTY. **100**

EAN Code
 3800157609975
 3800157610711
 3800157610728



EQ. Watts:	40W	PF:	>0.5
Voltage/Frequency:	AC: 220-240V,50Hz	Beam Angle:	200°
Luminous Flux:	470lm	Base:	E27
Commercial Type:	A60	Body Type:	Thermoplastic
LED Type:	SMD	Dimension:	60mm x 112mm
CRI:	>80		

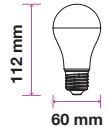
A60 With Sensor Light

Our smart sensor bulbs are built in with photocells with transmits Signal to light source as per lumen conditions smartly and saves power by going onto Light mode, enabling you to save power and reduce consumption of power when not required.



9W VT-2016
 4459 - 2700K Warm White
 4460 - 4500K Day White
 4461 - 6000K White

EAN Code
 3800157608237
 3800157608244
 3800157608251



EQ. Watts:	60W	PF:	>0.5
Voltage/Frequency:	AC:220-240V,50Hz	Beam Angle:	200°
Luminous Flux:	806lm	Base:	E27
Commercial Type:	A60	Body Type:	Thermoplastic
LED Type:	SMD	Dimension:	60mm x 112 mm
CRI:	>80		

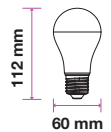
DC24V

Ideal Use for marine, solar/wind systems, fishing, motor home/RV, buses, vehicles systems, etc.



9W VT-2059
 7224 - 6400K White

EAN Code
 3800157617543



EQ. Watts:	55W	PF:	>0.5
Voltage/Frequency:	DC:24V	Beam Angle:	200°
Luminous Flux:	720lm-At 100% ON	Base:	E27
Commercial Type:	A60	Body Type:	Thermoplastic
LED Type:	SMD	Dimension:	60mm x 112 mm
CRI:	>80		

A60 3-Step Dimming | Smart Dimming Technology Without A Dimmer!

At the click of button, change the lighting Power from 100% to 50% and if need to Reduce more click again to go to 15%.

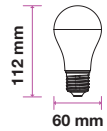


9W VT-2011

- 4447 - 2700K Warm White
- 4448 - 4000K Day White
- 4449 - 6400K White

EAN Code

- 3800157607988
- 3800157607995
- 3800157608008



EQ. Watts:	60W	PF:	>0.5
Voltage/Frequency:	AC:220-240V,50Hz	Beam Angle:	200°
Luminous Flux:	806lm	Base:	E27
Commercial Type:	A60	Body Type:	Thermoplastic
LED Type:	SMD	Dimension:	60mm x 112 mm
CRI:	>80		

NEW

HOW IT WORKS

1. Switch the light on for cool white.
2. Turn the Switch off and on again for warm white.
3. Turn the Switch off and on again for day white.
4. Switch between these to select your ideal colour.



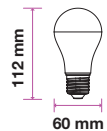
A60 -Color Changing E27 Bulb

9W VT-2119

7317 -3 IN 1 - Single Pack

EAN Code

3800157624497



EQ. Watts:	60W	PF:	>0.5
Voltage/Frequency:	AC:220-240V,50Hz	Beam Angle:	200°
Luminous Flux:	806lm	Base:	E27
Commercial Type:	A60	Body Type:	Thermoplastic
LED Type:	SMD	Dimension:	60mm x 112 mm
CRI:	>80		



SKU Code **7341 -RED** EAN Code 3800157626033



SKU Code **7342 - YELLOW** EAN Code 3800157626040



SKU Code **7343 - GREEN** EAN Code 3800157626057



SKU Code **7344 - BLUE** EAN Code 3800157626064

NEW

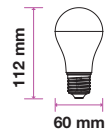
A60 -Color E27 Bulb

9W VT-2000




BOX QTY. **20**

EQ. Watts:	60W	PF:	>0.5
Voltage/Frequency:	AC:220-240V,50Hz	Beam Angle:	200°
Luminous Flux:	806lm	Base:	E27
Commercial Type:	A60	Body Type:	Thermoplastic
LED Type:	SMD	Dimension:	60mm x 112 mm
CRI:	>80		



3 PIECES
PACK



A55 - E27 Bulb

5W VT-2055



- 7266 - 2700K Warm White
- 7267 - 4000K Day White
- 7268 - 6400K White

EAN Code

- 3800157622981
- 3800157622998
- 3800157623001



EQ. Watts:	35W	PF:	>0.5
Voltage/Frequency:	AC: 220-240V,50Hz	Beam Angle:	200°
Luminous Flux:	420lm	Base:	E27
Commercial Type:	A55	Body Type:	Thermoplastic
LED Type:	SMD	Dimension:	55mm x 106mm
CRI:	>80		

3 PIECES
PACK



A60 - B22 Bulb

9W VT-2069



- 7246 - 2700K Warm White

EAN Code


- 3800157620192



EQ. Watts:	60W	PF:	>0.5
Voltage/Frequency:	AC:220-240V,50Hz	Beam Angle:	200°
Luminous Flux:	806lm	Base:	B22
Commercial Type:	A60	Body Type:	Thermoplastic
LED Type:	SMD	Dimension:	60mm x 112mm
CRI:	>80		

NEW

3 PIECES PACK



A60 - E27 Bulb

9W VT-1900

7240 - 2700K Warm White

7241 - 4000K Day White

7242 - 6400K White

EAN Code

3800157620130

3800157620147

3800157620154

BOX QTY. 20



EQ. Watts:	60W	PF:	>0.5
Voltage/Frequency:	AC:220-240V,50Hz	Beam Angle:	200°
Luminous Flux:	806lm	Base:	E27
Commercial Type:	A60	Body Type:	Thermoplastic
LED Type:	SMD	Dimension:	60mm x 112mm
CRI:	>80		

NEW

3 PIECES PACK



A60 - E27 Bulb

11W VT-2113

7352 - 2700K Warm White

7353 - 4000K Day White

7354 - 6400K White

EAN Code

3800157627412

3800157627429

3800157627436

BOX QTY. 120



EQ. Watts:	75W	PF:	>0.5
Voltage/Frequency:	AC:220-240V,50Hz	Beam Angle:	200°
Luminous Flux:	1055lm	Base:	E27
Commercial Type:	A60	Body Type:	Thermoplastic
LED Type:	SMD	Dimension:	60mm x 120mm
CRI:	>80		

NEW



A60 - E27 Bulb

9W VT-2099

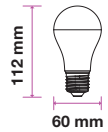
- 7260 - 2700K Warm White
- 7261 - 4000K Day White
- 7262 - 6400K White

EAN Code

- 3800157622110
- 3800157622127
- 3800157622134

BOX QTY.
100

A+



EQ. Watts:	60W	PF:	>0.5
Voltage/Frequency:	AC:220-240V,50Hz	Beam Angle:	200°
Luminous Flux:	806lm	Base:	E27
Commercial Type:	A60	Body Type:	Thermoplastic
LED Type:	SMD	Dimension:	60mm x 112 mm
CRI:	>80		

A60 - E27 Bulb

10W VT-1853

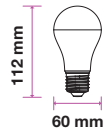
- 4209 - 2700K Warm White
- 4226 - 4000K Day White
- 4227 - 6400K White

EAN Code

- 3800230623591
- 3800230626271
- 3800230626288

BOX QTY.
100

A+



EQ. Watts:	60W	PF:	>0.5
Voltage/Frequency:	AC: 220-240V,50Hz	Beam Angle:	200°
Luminous Flux:	806lm	Base:	E27
Commercial Type:	A60	Body Type:	Thermoplastic
LED Type:	SMD	Dimension:	60mm x 112mm
CRI:	>80		

NEW



A60 - E27 Bulb

11W VT-2112

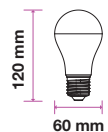
- 7350 - 2700K Warm White
- 7349 - 4000K Day White
- 7351 - 6400K White

EAN Code

- 3800157627399
- 3800157627320
- 3800157627405

BOX QTY.
100

A+



EQ. Watts:	75W	PF:	>0.5
Voltage/Frequency:	AC:220-240V,50Hz	Beam Angle:	200°
Luminous Flux:	1055lm	Base:	E27
Commercial Type:	A60	Body Type:	Thermoplastic
LED Type:	SMD	Dimension:	60mm x 120mm
CRI:	>80		



A60 - E27 Bulb

12W VT-1864

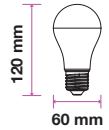
- 4228 - 2700K Warm White
- 4229 - 4000K Day White
- 4230 - 6400K White

EAN Code

- 3800230626295
- 3800230626301
- 3800230626318

BOX QTY.
100

A+



EQ. Watts:	75W	PF:	>0.5
Voltage/Frequency:	AC: 220-240V,50Hz	Beam Angle:	200°
Luminous Flux:	1055lm	Base:	E27
Commercial Type:	A60	Body Type:	Thermoplastic
LED Type:	SMD	Dimension:	60mm x 120mm
CRI:	>80		



Dimmable A60 - E27 Bulb

12W VT-1864D

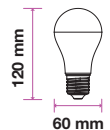
- 4275 - 2700K Warm White

EAN Code

- 3800230627872

BOX QTY.
100

A+



EQ. Watts:	75W	Dimmable:	Yes
Voltage/Frequency:	AC: 220-240V,50Hz	PF:	>0.7
Luminous Flux:	1055lm	Beam Angle:	200°
Commercial Type:	A60	Base:	E27
LED Type:	SMD	Body Type:	Thermoplastic
CRI:	>80	Dimension:	60mm x 120mm



A65 - E27 Bulb

15W VT-2015

- 4453 - 2700K Warm White
- 4454 - 4000K Day White
- 4455 - 6400K White

EAN Code

- 3800157608091
- 3800157608107
- 3800157608114

BOX QTY.
100

A+



EQ. Watts:	100W	PF:	>0.5
Voltage/Frequency:	AC:220-240V,50Hz	Beam Angle:	200°
Luminous Flux:	1500lm	Base:	E27
Commercial Type:	A65	Body Type:	Thermoplastic
LED Type:	SMD	Dimension:	66.5mm x 134mm
CRI:	>80		



A65 - E27 Bulb

17W VT-2017

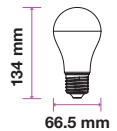
- 4456 - 2700K Warm White
- 4457 - 4000K Day White
- 4458 - 6400K White

EAN Code

- 3800157608121
- 3800157608138
- 3800157608145

BOX QTY.
100

A+



EQ. Watts:	130W	PF:	>0.5
Voltage/Frequency:	AC:220-240V,50Hz	Beam Angle:	200°
Luminous Flux:	1800lm	Base:	E27
Commercial Type:	A65	Body Type:	Thermoplastic
LED Type:	SMD	Dimension:	66.5 mm x 134mm
CRI:	>80		



A60 - B22 Bulb

10W VT-1853

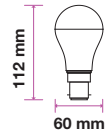
- 4442 - 2700K Warm White
- 4443 - 4000K Day White
- 4324 - 6400K White

EAN Code

- 3800157607681
- 3800157607698
- 3800157601061

BOX QTY.
200

A+



EQ. Watts:	60W	PF:	>0.5
Voltage/Frequency:	AC: 220-240V,50Hz	Beam Angle:	200°
Luminous Flux:	806lm	Base:	B22
Commercial Type:	A60	Body Type:	Thermoplastic
LED Type:	SMD	Dimension:	60mm x 112mm
CRI:	>80		



A60 - B22 Bulb

12W VT-1864

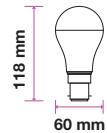
- 7221 - 2700K Warm White
- 7222 - 4000K Day White
- 7223 - 6400K White

EAN Code

- 3800157617314
- 3800157617321
- 3800157617338

BOX QTY.
100

A+



EQ. Watts:	75W	PF:	>0.7
Voltage/Frequency:	AC: 220-240V,50Hz	Beam Angle:	200°
Luminous Flux:	1055lm	Base:	B22
Commercial Type:	A60	Body Type:	Thermoplastic
LED Type:	SMD	Dimension:	60mm x 118mm
CRI:	>80		



A65 - B22 Bulb

15W VT-2015

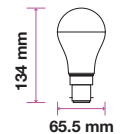
- 7229 - 2700K Warm White

EAN Code

- 3800157619554

BOX QTY.
100

A+



EQ. Watts:	100W	PF:	>0.5
Voltage/Frequency:	AC:220-240V,50Hz	Beam Angle:	200°
Luminous Flux:	1500lm	Base:	B22
Commercial Type:	A65	Body Type:	Thermoplastic
LED Type:	SMD	Dimension:	65.5mm x 134mm
CRI:	>80		



G45 - B22 Bulb

3W VT-2053

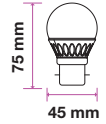
7232 - 2700K Warm White
7233 - 6400K White

EAN Code

3800157619776
3800157619783

BOX QTY.
200

A+



EQ. Watts:	25W	PF:	>0.4
Voltage/Frequency:	AC: 220-240V,50Hz	Beam Angle:	180°
Luminous Flux:	250lm	Base:	B22
Commercial Type:	G45	Body Type:	Thermoplastic
LED Type:	SMD	Dimension:	45mm x 75mm
CRI:	>80		



G45 - B22 Bulb

6W VT-1973

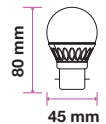
4441 - 2700K Warm White

EAN Code

3800157607674

BOX QTY.
100

A+



EQ. Watts:	40W	PF:	>0.5
Voltage/Frequency:	AC:220-240V,50Hz	Beam Angle:	180°
Luminous Flux:	470lm	Base:	B22
Commercial Type:	G45	Body Type:	Thermoplastic
LED Type:	SMD	Dimension:	45mm x 80mm
CRI:	>80		



Candle - B22 Bulb

3W VT-2073

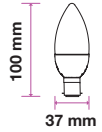
7230 - 2700K Warm White
7231 - 6400K White

EAN Code

3800157619578
3800157619585

BOX QTY.
200

A+



EQ. Watts:	25W	PF:	>0.4
Voltage/Frequency:	AC: 220-240V,50Hz	Beam Angle:	200°
Luminous Flux:	250lm	Base:	B22
Commercial Type:	Candle	Body Type:	Thermoplastic
LED Type:	SMD	Dimension:	37mm x 100mm
CRI:	>80		

NEW



Candle - B15 Bulb

6W VT-1857

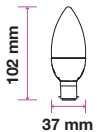
4217 - 2700k Warm White
7348 - 6400k White

EAN Code

3800157627290
3800157627306

BOX QTY.
200

A+



EQ. Watts:	40W	PF:	>0.5
Voltage/Frequency:	AC:220-240V,50Hz	Beam Angle:	180°
Luminous Flux:	470lm	Base:	B15
Commercial Type:	Candle	Body Type:	Thermoplastic
LED Type:	SMD	Dimension:	37mm x 102mm
CRI:	>80		



Candle - B22 Bulb

6W VT-1965

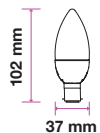
4440 - 2700K Warm White
7346 - 6400k White

EAN Code

3800157607667
3800157627283

BOX QTY.
00

A+



EQ. Watts:	40W	PF:	>0.5
Voltage/Frequency:	AC:220-240V,50Hz	Beam Angle:	200°
Luminous Flux:	470lm	Base:	B22
Commercial Type:	Candle	Body Type:	Thermoplastic
LED Type:	SMD	Dimension:	37mm x 102mm
CRI:	>80		



Candle - E14 Bulb

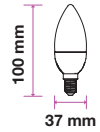
3W VT-2033

- 7196 - 2700K Warm White
- 7197 - 4000K Day White
- 7198 - 6400K White

EAN Code

- 3800157615808
- 3800157615815
- 3800157615822

BOX QTY.
200



EQ. Watts:	25W	PF:	>0.4
Voltage/Frequency:	AC: 220-240V,50Hz	Beam Angle:	200°
Luminous Flux:	250lm	Base:	E14
Commercial Type:	Candle	Body Type:	Thermoplastic
LED Type:	SMD	Dimension:	37mm x 100mm
CRI:	>80		



Candle -E14 Bulb

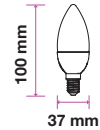
4W VT-1818

- 4216 - 2700K Warm White
- 4166 - 4000K Day White
- 4122 - 6400K White

EAN Code

- 3800230624796
- 3800230620675
- 3800230620668

BOX QTY.
200



EQ. Watts:	30W	PF:	>0.4
Voltage/Frequency:	AC: 220-240V,50Hz	Beam Angle:	200°
Luminous Flux:	320lm	Base:	E14
Commercial Type:	Candle	Body Type:	Thermoplastic
LED Type:	SMD	Dimension:	37mm x 100mm
CRI:	>80		

NEW



Candle - E14 Bulb

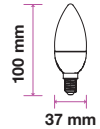
5.5W VT-1855

- 42411 - 6400K White

EAN Code

- 3800157624411

BOX QTY.
00



EQ. Watts:	40W	PF:	>0.5
Voltage/Frequency:	AC: 220-240V,50Hz	Beam Angle:	200°
Luminous Flux:	470lm	Base:	E14
Commercial Type:	Candle	Body Type:	Thermoplastic
LED Type:	SMD	Dimension:	37mm x 100mm
CRI:	>80		

NEW



Candle - E14 Bulb

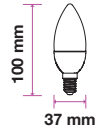
5.5W VT-2076

- 7263 - 2700K Warm White
- 7264 - 4000K Day White
- 7265 - 6400K White

EAN Code

- 3800157622950
- 3800157622967
- 3800157622974

BOX QTY.
60
A+



EQ. Watts:	40W	PF:	>0.5
Voltage/Frequency:	AC: 220-240V, 50Hz	Beam Angle:	200°
Luminous Flux:	470lm	Base:	E14
Commercial Type:	Candle	Body Type:	Thermoplastic
LED Type:	SMD	Dimension:	37mm x 100mm
CRI:	>80		

NEW



Candle - E27 Bulb

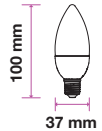
5.5W VT-1821

- 43421 - 2700K Warm White
- 43431 - 4000K Day White
- 43441 - 6400K White

EAN Code

- 3800157624381
- 3800157624398
- 3800157624404

BOX QTY.
200
A+



EQ. Watts:	40W	PF:	>0.5
Voltage/Frequency:	AC: 220-240V, 50Hz	Beam Angle:	200°
Luminous Flux:	470lm	Base:	E27
Commercial Type:	Candle	Body Type:	Thermoplastic
LED Type:	SMD	Dimension:	37mm x 100mm
CRI:	>80		



Candle - E27 Bulb

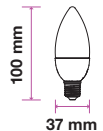
6W VT-1821

- 4342 - 2700K Warm White
- 4343 - 4000K Day White
- 4344 - 6400K White

EAN Code

- 3800157601733
- 3800157601740
- 3800157601757

BOX QTY.
200
A+



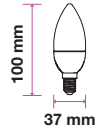
EQ. Watts:	40W	PF:	>0.5
Voltage/Frequency:	AC:220-240V, 50Hz	Beam Angle:	200°
Luminous Flux:	470lm	Base:	E27
Commercial Type:	Candle	Body Type:	Thermoplastic
LED Type:	SMD	Dimension:	37mm x 100mm
CRI:	>80		



Candle - E14 Bulb

6W VT-1855
 4215 - 2700K Warm White
 4258 - 4000K Day White
 4241 - 6400K White

EAN Code
 3800230624789
 3800230627155
 3800230626790



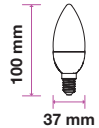
EQ. Watts:	40W	PF:	>0.5
Voltage/Frequency:	AC: 220-240V,50Hz	Beam Angle:	200°
Luminous Flux:	470lm	Base:	E14
Commercial Type:	Candle	Body Type:	Thermoplastic
LED Type:	SMD	Dimension:	37mm x 100mm
CRI:	>80		



Dimmable Candle - E14 Bulb

6W VT-1854D
 4213 - 2700K Warm White

EAN Code
 3800230624765



EQ. Watts:	40W	Dimmable:	Yes
Voltage/Frequency:	AC: 220-240V,50Hz	PF:	>0.5
Luminous Flux:	470lm	Beam Angle:	200°
Commercial Type:	Candle	Base:	E14
LED Type:	SMD	Body Type:	Thermoplastic
CRI:	>80	Dimension:	37mm x 100mm

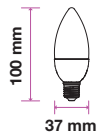
NEW



Candle - E14 Bulb

7W VT-2097
 7318 - 3000K Warm White
 7319 - 4000K Day White
 7320 - 6400K White

EAN Code
 3800157624503
 3800157624510
 3800157624527



EQ. Watts:	55W	PF:	>0.5
Voltage/Frequency:	AC: 220-240V, 50Hz	Beam Angle:	200°
Luminous Flux:	750lm	Base:	E14
Commercial Type:	Candle	Body Type:	Thermoplastic
LED Type:	SMD	Dimension:	37mm x 100mm
CRI:	>80		



Candle Flame - E14 Bulb

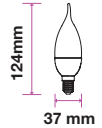
4W VT-1818 TP

- 4164 - 2700K Warm White
- 4156 - 4000K Day White
- 4354 - 6400K White

EAN Code

- 3800230620743
- 3800230620736
- 3800157602457

BOX QTY.
200



EQ. Watts:	30W	PF:	>0.4
Voltage/Frequency:	AC: 220-240V,50Hz	Beam Angle:	200°
Luminous Flux:	320lm	Base:	E14
Commercial Type:	Candle Flame	Body Type:	Thermoplastic
LED Type:	SMD	Dimension:	37mm x 124mm
CRI:	>80		



Candle Flame -E14 Bulb

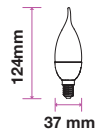
6W VT-1855TP

- 4351 - 3000K Warm White
- 4352 - 4500K Day White
- 4353 - 6000K White

EAN Code

- 3800157602426
- 3800157602433
- 3800157602440

BOX QTY.
200



EQ. Watts:	40W	PF:	>0.5
Voltage/Frequency:	AC: 220-240V,50Hz	Beam Angle:	200°
Luminous Flux:	470lm	Base:	E14
Commercial Type:	Candle Flame	Body Type:	Thermoplastic
LED Type:	SMD	Dimension:	37mm x 124mm
CRI:	>80		



ST26-E14

2W VT-2032

7237 - 2700K Warm White

7238 - 4000K Day White

7239 - 6400K White

EAN Code

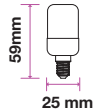
3800157620109

3800157620116

3800157620123

BOX QTY.

400



EQ. Watts:	20W	PF:	>0.4
Voltage/Frequency:	AC: 220-240V,50Hz	Beam Angle:	150°
Luminous Flux:	180lm	Base:	E14
Commercial Type:	ST26	Body Type:	Thermoplastic
LED Type:	SMD	Dimension:	25mm x 59mm
CRI:	>80		



T37 - E14 Bulb

9W VT-2029

7173 - 2700K Warm White

7174 - 4000K Day White

7175 - 6400K White

EAN Code

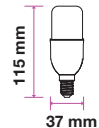
3800157615495

3800157615501

3800157615518

BOX QTY.

200



EQ. Watts:	50W	PF:	>0.5
Voltage/Frequency:	AC:220-240V,50Hz	Beam Angle:	230°
Luminous Flux:	750lm	Base:	E14
Commercial Type:	T37	Body Type:	Thermoplastic
LED Type:	SMD	Dimension:	37mm x 115mm
CRI:	>80		



T37 - 27 Bulb

9W VT-2089

7256 - 2700K Warm White

7257 - 4000K Day White

7258 - 6400K White

EAN Code

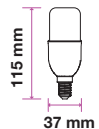
3800157621915

3800157621922

3800157621939

BOX QTY.

200



EQ. Watts:	50W	PF:	>0.5
Voltage/Frequency:	AC:220-240V,50Hz	Beam Angle:	230°
Luminous Flux:	750lm	Base:	E27
Commercial Type:	T37	Body Type:	Thermoplastic
LED Type:	SMD	Dimension:	37mm x 115mm
CRI:	>80		



G45 - E27 Bulb

3W VT-2053

- 7202 - 2700K Warm White
- 7203 - 4000K Day White
- 7204 - 6400K White

EAN Code

- 3800157615860
- 3800157615877
- 3800157615884

BOX QTY.
200

A+



EQ. Watts:	25W	PF:	>0.4
Voltage/Frequency:	AC: 220-240V,50Hz	Beam Angle:	180°
Luminous Flux:	250lm	Base:	E27
Commercial Type:	G45	Body Type:	Thermoplastic
LED Type:	SMD	Dimension:	45mm x 76mm
CRI:	>80		



G45 - E27 Bulb

4W VT-1830

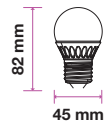
- 4160 - 2700K Warm White
- 4162 - 4000K Day White
- 4207 - 6400K White

EAN Code

- 3800230621047
- 3800230621054
- 3800230624611

BOX QTY.
200

A+



EQ. Watts:	30W	PF:	>0.4
Voltage/Frequency:	AC: 220-240V,50Hz	Beam Angle:	180°
Luminous Flux:	320lm	Base:	E27
Commercial Type:	G45	Body Type:	Thermoplastic
LED Type:	SMD	Dimension:	45mm x 82mm
CRI:	>80		

NEW



G45 - E27 Bulb
5.5W VT-2176

7362 - 2700K Warm White
 7363 - 4000K Day White
 7364 - 6400K White

EAN Code

3800230627018
 3800230627025
 3800230627032

BOX QTY.
180

A+



EQ. Watts:	40W	PF:	>0.5
Voltage/Frequency:	AC: 220-240V,50Hz	Beam Angle:	180°
Luminous Flux:	470lm	Base:	E27
Commercial Type:	G45	Body Type:	Thermoplastic
LED Type:	SMD	Dimension:	45mm x 82mm
CRI:	>80		



G45 - E27 Bulb
6W VT-1879

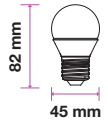
4247 - 2700K Warm White
 4248 - 4000K Day White
 4249 - 6400K White

EAN Code

3800230627018
 3800230627025
 3800230627032

BOX QTY.
200

A+



EQ. Watts:	40W	PF:	>0.5
Voltage/Frequency:	AC: 220-240V,50Hz	Beam Angle:	180°
Luminous Flux:	470lm	Base:	E27
Commercial Type:	G45	Body Type:	Thermoplastic
LED Type:	SMD	Dimension:	45mm x 82mm
CRI:	>80		



P45 - E14 Bulb

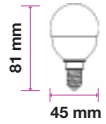
3W VT-2043

- 7199 - 2700K Warm White
- 7200 - 4000K Day White
- 7201 - 6000K White

EAN Code

- 3800157615839
- 3800157615846
- 3800157615853

BOX QTY.
200



EQ. Watts:	25W	PF:	>0.4
Voltage/Frequency:	AC: 220-240V,50Hz	Beam Angle:	180°
Luminous Flux:	250lm	Base:	E14
Commercial Type:	P45	Body Type:	Thermoplastic
LED Type:	SMD	Dimension:	45mm x 81mm
CRI:	>80		



P45 - E14 Bulb

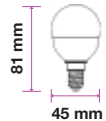
4W VT-1819

- 4123 - 2700K Warm White
- 4174 - 4000K Day White
- 4124 - 6000K White

EAN Code

- 3800230620996
- 3800230621009
- 3800230621016

BOX QTY.
200



EQ. Watts:	30W	PF:	>0.4
Voltage/Frequency:	AC: 220-240V,50Hz	Beam Angle:	180°
Luminous Flux:	320lm	Base:	E14
Commercial Type:	P45	Body Type:	Thermoplastic
LED Type:	SMD	Dimension:	45mm x 81mm
CRI:	>80		

NEW



P45 - E14 Bulb

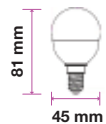
5.5W VT-1880

- 42501 - 2700K Warm White
- 42511 - 4000K Day White
- 42521 - 6400K White

EAN Code

- 3800157624367
- 3800157626408
- 3800157624374

BOX QTY.
200



EQ. Watts:	40W	PF:	>0.5
Voltage/Frequency:	AC: 220-240V,50Hz	Beam Angle:	180°
Luminous Flux:	470lm	Base:	E14
Commercial Type:	P45	Body Type:	Thermoplastic
LED Type:	SMD	Dimension:	45mm x 81mm
CRI:	>80		

NEW



P45 - E14 Bulb

5.5W VT-2156

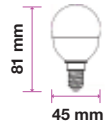
- 7357 - 2700K Warm White
- 7358 - 4000K Day White
- 7359 - 6400K White

EAN Code

- 3800157628150
- 3800157628167
- 3800157628174

BOX QTY.
180

A+



EQ. Watts:	40W	PF:	>0.5
Voltage/Frequency:	AC: 220-240V,50Hz	Beam Angle:	180°
Luminous Flux:	470lm	Base:	E14
Commercial Type:	P45	Body Type:	Thermoplastic
LED Type:	SMD	Dimension:	45mm x 81mm
CRI:	>80		



P45 - E14 Bulb

6W VT-1880

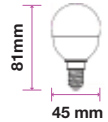
- 4250 - 2700K Warm White
- 4251 - 4000K Day White
- 4252 - 6400K White

EAN Code

- 3800230627049
- 3800230627056
- 3800230627063

BOX QTY.
200

A+



EQ. Watts:	40W	PF:	>0.5
Voltage/Frequency:	AC: 220-240V,50Hz	Beam Angle:	180°
Luminous Flux:	470lm	Base:	E14
Commercial Type:	P45	Body Type:	Thermoplastic
LED Type:	SMD	Dimension:	45mm x 81mm
CRI:	>80		

NEW



P45 - E14 Bulb

7W VT-2098

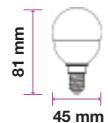
- 7321 - 2700K Warm White
- 7322 - 4000K Day White
- 7323 - 6400K White

EAN Code

- 3800157624534
- 3800157624541
- 3800157624558

BOX QTY.
200

A+



EQ. Watts:	55W	PF:	>0.5
Voltage/Frequency:	AC: 220-240V, 50Hz	Beam Angle:	180°
Luminous Flux:	750lm	Base:	E14
Commercial Type:	P45	Body Type:	Thermoplastic
LED Type:	SMD	Dimension:	45mm x 81mm
CRI:	>80		



R7S Bulb

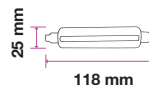
7W VT-1917

- 7123 - 3000K Warm White
- 7124 - 4000K Day White
- 7125 - 6400K White

EAN Code

- 3800157610032
- 3800157610049
- 3800157610056

BOX QTY. **100**



EQ. Watts:	40W	PF:	>0.5
Voltage/Frequency:	AC: 220-240V, 50Hz	Beam Angle:	360°
Luminous Flux:	470lm	Base:	R7S
Commercial Type:	R7S	Body Type:	Thermoplastic
LED Type:	SMD	Dimension:	25mm x 118mm
CRI:	>80		



R7S Bulb

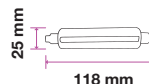
10W VT-1990

- 4369 - 3000K Warm White
- 4389 - 4000K Day White
- 4390 - 6400K White

EAN Code

- 3800157602952
- 3800157604130
- 3800157604147

BOX QTY. **100**



EQ. Watts:	60W	PF:	>0.5
Voltage/Frequency:	AC:220-240V, 50Hz	Beam Angle:	360°
Luminous Flux:	1000lm	Base:	R7S
Commercial Type:	R7S	Body Type:	Thermoplastic
LED Type:	SMD	Dimension:	25mm x 118mm
CRI:	>80		



R39 - E14 Bulb

3W VT-1861

4219 - 3000K Warm White

4220 - 4000K Day White

4242 - 6400K White

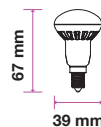
EAN Code

3800230625472

3800230625489

3800230626806

BOX QTY.
200



EQ. Watts:	25W	PF:	>0.4
Voltage/Frequency:	AC: 220-240V,50Hz	Beam Angle:	120°
Luminous Flux:	210lm	Base:	E14
Commercial Type:	R39	Body Type:	Thermoplastic
LED Type:	SMD	Dimension:	39mm x 67mm
CRI:	>80		



R50 - E14 Bulb

6W VT-1876

4243 - 3000K Warm White

4138 - 4000K Day White

4246 - 6400K White

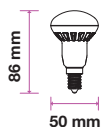
EAN Code

3800230626813

3800230620897

3800230626967

BOX QTY.
100



EQ. Watts:	40W	PF:	>0.5
Voltage/Frequency:	AC: 220-240V,50Hz	Beam Angle:	120°
Luminous Flux:	400lm	Base:	E14
Commercial Type:	R50	Body Type:	Thermoplastic
LED Type:	SMD	Dimension:	50mm x 86mm
CRI:	>80		



R63 - E27 Bulb

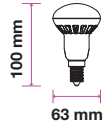
8W VT-1862

- 4221 - 3000K Warm White
- 4140 - 4000K Day White
- 4244 - 6400K White

EAN Code

- 3800230625496
- 3800230620903
- 3800230626820

BOX QTY.
200



EQ. Watts:	60W	PF:	>0.5
Voltage/Frequency:	AC: 220-240V, 50Hz	Beam Angle:	120°
Luminous Flux:	500lm	Base:	E27
Commercial Type:	R63	Body Type:	Thermoplastic
LED Type:	SMD	Dimension:	63mm x 100mm
CRI:	>80		



R80 - E27 Bulb

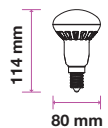
10W VT-1894

- 4339 - 3000K Warm White
- 4340 - 4000K Day White
- 4341 - 6400K White

EAN Code

- 3800157601702
- 3800157601719
- 3800157601726

BOX QTY.
100



EQ. Watts:	75W	PF:	>0.5
Voltage/Frequency:	AC:220-240V, 50Hz	Beam Angle:	120°
Luminous Flux:	800lm	Base:	E27
Commercial Type:	R80	Body Type:	Thermoplastic
LED Type:	SMD	Dimension:	80mm x 114mm
CRI:	>80		



PL - E27 Bulb

6W VT-2046

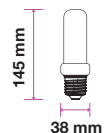
7211 - 3000K Warm White

EAN Code

3800157617031

BOX QTY.
 50

A+



EQ. Watts:	50W	PF:	>0.5
Voltage/Frequency:	AC: 220-240V, 50Hz	Beam Angle:	120°
Luminous Flux:	480lm	Base:	E27
Commercial Type:	PL	Body Type:	Plastic + Aluminum
LED Type:	SMD	Dimension:	38mm x 145mm
CRI:	>80		



PL - E27 Bulb

10W VT-2050


7215 - 3000K Warm White

EAN Code

3800157617079

BOX QTY.
 50

A+



EQ. Watts:	85W	PF:	>0.5
Voltage/Frequency:	AC: 220-240V, 50Hz	Beam Angle:	120°
Luminous Flux:	820lm	Base:	E27
Commercial Type:	PL	Body Type:	Plastic + Aluminum
LED Type:	SMD	Dimension:	38mm x 157mm
CRI:	>80		



PL - G24 Bulb

6W VT-2046

- 7210 - 3000K Warm White
- 7209 - 4000K Day White
- 7208 - 6400K White

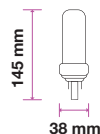
EAN Code

- 3800157617024
- 3800157617017
- 3800157617000

BOX QTY.

50

A+



EQ. Watts:	50W	PF:	>0.5
Voltage/Frequency:	AC: 220-240V, 50Hz	Beam Angle:	120°
Luminous Flux:	480lm	Base:	G24
Commercial Type:	PL	Body Type:	Plastic + Aluminum
LED Type:	SMD	Dimension:	38mm x 145mm
CRI:	>80		



PL - G24 Bulb

10W VT-2050

- 7214 - 3000K Warm White
- 7213 - 4000K Day White
- 7212 - 6400K White

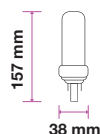
EAN Code

- 3800157617062
- 3800157617055
- 3800157617048

BOX QTY.

50

A+



EQ. Watts:	85W	PF:	>0.5
Voltage/Frequency:	AC: 220-240V, 50Hz	Beam Angle:	120°
Luminous Flux:	820lm	Base:	G24
Commercial Type:	PL	Body Type:	Plastic + Aluminum
LED Type:	SMD	Dimension:	38mm x 157mm
CRI:	>80		



G95 - E27 Globe Bulb

10W VT-1893

- 4276 - 3000K Warm White
- 4277 - 4000K Day White
- 4278 - 6400K White

EAN Code

- 3800230627889
- 3800230627896
- 3800230627902

BOX QTY. **12**



EQ. Watts:	60W	PF:	>0.5
Voltage/Frequency:	AC: 220-240V, 50Hz	Beam Angle:	200°
Luminous Flux:	810lm	Base:	E27
Commercial Type:	G95	Body Type:	Thermoplastic
LED Type:	SMD	Dimension:	95mm x 140mm
CRI:	>80		



G120 - E27 Globe Bulb

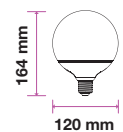
13W VT-1883

- 4253 - 3000K Warm White
- 4273 - 4000K Day White
- 4274 - 6400K White

EAN Code

- 3800230627094
- 3800230627858
- 3800230627865

BOX QTY. **12**



EQ. Watts:	75W	PF:	>0.7
Voltage/Frequency:	AC: 220-240V, 50Hz	Beam Angle:	200°
Luminous Flux:	1055lm	Base:	E27
Commercial Type:	G120	Body Type:	Thermoplastic
LED Type:	SMD	Dimension:	120mm x 164mm
CRI:	>80		



Dimmable G120 - E27 Globe Bulb


13W VT-1884D

EAN Code

4254 - 2700K Warm White

3800230627100

BOX QTY.
12



EQ. Watts:	75W	Dimmable:	Yes
Voltage/Frequency:	AC: 220-240V,50Hz	PF:	>0.7
Luminous Flux:	1055lm	Beam Angle:	200°
Commercial Type:	G120	Base:	E27
LED Type:	SMD	Body Type:	Thermoplastic
CRI:	>80	Dimension:	120mm x 164mm



G120 - E27 Globe Bulb

18W VT-1899

EAN Code

4433 - 2700K Warm White

3800157606806


4434 - 4000K Day White

3800157606813

4435 - 6400K White

3800157606820

BOX QTY.
12

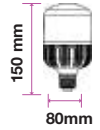


EQ. Watts:	130W	PF:	>0.5
Voltage/Frequency:	AC:220-240V,50Hz	Beam Angle:	200°
Luminous Flux:	1800lm	Base:	E27
Commercial Type:	G120	Body Type:	Thermoplastic
LED Type:	SMD	Dimension:	120mm x 164mm
CRI:	>80		

NEW



BOX QTY.
60



T80 - E27 LED Big Ripple Plastic Bulb

18W VT-2121

EAN Code

7272 - 3000K Warm White
7273 - 4000K Day White
7274 - 6400K White

3800157623629
3800157623636
3800157623643



EQ. Watts:	100W	PF:	>0.5
Voltage/Frequency:	AC: 220-240V, 50Hz	Beam Angle:	200°
Luminous Flux:	1400lm	Base:	E27
Commercial Type:	T80	Body Type:	Plastic
LED Type:	SMD	Dimension:	80mm x 150mm
CRI:	>80		

NEW



BOX QTY.
40



T100 - E27 LED Big Ripple Plastic Bulb

24W VT-2125

EAN Code

7275 - 3000K Warm White
7276 - 4000K Day White
7277 - 6400K White

3800157623650
3800157623667
3800157623674




EQ. Watts:	150W	PF:	>0.5
Voltage/Frequency:	AC: 220-240V, 50Hz	Beam Angle:	200°
Luminous Flux:	2080lm	Base:	E27
Commercial Type:	T100	Body Type:	Plastic
LED Type:	SMD	Dimension:	100mm x 174mm
CRI:	>80		

NEW



BOX QTY.
20



T120 - E27 LED Big Ripple Plastic Bulb

36W VT-2137

EAN Code

7278 - 4000K Day White

3800157623681

7279 - 6400K White

3800157623698




EQ. Watts:	205W	PF:	>0.5
Voltage/Frequency:	AC: 220-240V, 50Hz	Beam Angle:	200°
Luminous Flux:	2680lm	Base:	E27
Commercial Type:	T120	Body Type:	Plastic
LED Type:	SMD	Dimension:	118mm x 204mm
CRI:	>80		

NEW



BOX QTY.
16



T140 - E27 LED Big Ripple Plastic Bulb

48W VT-2148

EAN Code

7280 - 4000K Day White

3800157623704

7281 - 6400K White

3800157623711



EQ. Watts:	285W	PF:	>0.5
Voltage/Frequency:	AC: 220-240V, 50Hz	Beam Angle:	200°
Luminous Flux:	3570lm	Base:	E27
Commercial Type:	T140	Body Type:	Plastic
LED Type:	SMD	Dimension:	138mm x 230mm
CRI:	>80		



ED-90 - E27 Bulb

40W VT-1940

- 7132 - 3000K Warm White
- 7133 - 4000K Day White
- 7134 - 6500K White

EAN Code

- 3800157610285
- 3800157610292
- 3800157610308

BOX QTY. **30**

A+



EQ. Watts:	250W	PF:	>0.9
Voltage/Frequency:	AC:220-240V,50Hz	Beam Angle:	265°
Luminous Flux:	3500lm	Base:	E27
Commercial Type:	ED-90	Body Type:	Aluminum+PC
LED Type:	SMD	Dimension:	90mm x 220mm
CRI:	>80		

NEW



**T160 - E27
LED Big Ripple Plastic Bulb**

60W VT-2060

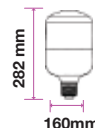
- 7313 - 4000K Day White
- 7314 - 6400K White

EAN Code

- 3800157624459
- 3800157624466

BOX QTY. **00**

A+



EQ. Watts:	310W	PF:	>0.5
Voltage/Frequency:	AC: 220-240V, 50Hz	Beam Angle:	200°
Luminous Flux:	4200lm	Base:	E27
Commercial Type:	T160	Body Type:	Plastic
LED Type:	SMD	Dimension:	160mm x 282mm
CRI:	>80		

UFO Ceiling Lamp- E27

15W VT-2116

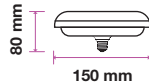
EAN Code

BOX QTY. **20**

7158 - 3000K Warm White
7159 - 4000K Day White
7160 - 6400K White

3800157612494
3800157612500
3800157612517

A+



EQ. Watts:	90W	PF:	>0.5
Voltage/Frequency:	AC: 220-240V, 50Hz	Beam Angle:	120°
Luminous Flux:	1350lm	Base:	E27
Commercial Type:	F150	Body Type:	PC
LED Type:	SMD	Dimension:	ø150mm x 80mm
CRI:	>80		

UFO Ceiling Lamp- E27

24W VT-2124

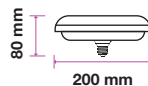
EAN Code

BOX QTY. **20**

7161 - 3000K Warm White
7162 - 4000K Day White
7163 - 6400K White

3800157612524
3800157612531
3800157612548

A+



EQ. Watts:	160W	PF:	>0.5
Voltage/Frequency:	AC: 220-240V, 50Hz	Beam Angle:	120°
Luminous Flux:	2610lm	Base:	E27
Commercial Type:	F200	Body Type:	PC
LED Type:	SMD	Dimension:	ø200mm x 80mm
CRI:	>80		

UFO Ceiling Lamp- E27

36W VT-2136

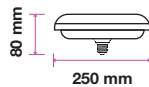
EAN Code

BOX QTY. **20**

7164 - 3000K Warm White
7165 - 4000K Day White
7166 - 6400K White

3800157612555
3800157612562
3800157612579

A+



EQ. Watts:	190W	PF:	>0.9
Voltage/Frequency:	AC: 220-240V, 50Hz	Beam Angle:	120°
Luminous Flux:	3240lm	Base:	E27
Commercial Type:	F250	Body Type:	PC
LED Type:	SMD2835	Dimension:	ø250mm x 80mm
CRI:	>80		



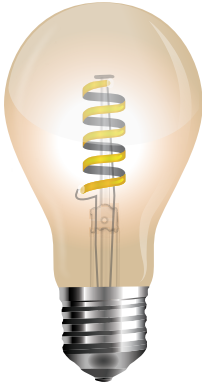
LED Filament Bulbs

- Classic Vintage Design
- Available in Amber cover, White cover and Frost cover
- Lasts 20 times longer than Standard Bulbs
- Low power consumption
- No mercury, enviromental protection
- Uses 80% less energy than Standard Bulbs
- Excellent Heat Radiation Efficiency
- Dimmable & Non Dimmable options

Applications

Perfect choice for Restaurants, Lobbies, Coffee shops, Hotels and Bars

NEW



LED Spiral Filament Bulb E27 Amber Glass

4W VT-2154

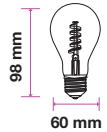
EAN Code

7335 2200k Warm White

3800157625197

BOX QTY.
50

A+



EQ. Watts:	40W	PF:	>0.4
Voltage/Frequency:	AC:220-240V,50Hz	Beam Angle:	300°
Luminous Flux:	400lm	Base:	E27
Commercial Type:	A60	Body Type:	Glass
LED Type:	COB	Dimension:	60mm x 98mm
CRI:	>80		

NEW



LED Spiral Filament Bulb E27 Clear Glass

4W VT-2164

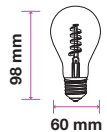
EAN Code

7336 - 2700k Warm White

3800157625203

BOX QTY.
50

A+



EQ. Watts:	40W	PF:	>0.4
Voltage/Frequency:	AC:220-240V,50Hz	Beam Angle:	300°
Luminous Flux:	400lm	Base:	E27
Commercial Type:	A60	Body Type:	Glass
LED Type:	COB	Dimension:	60mm x 98mm
CRI:	>80		

NEW



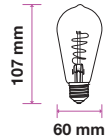
**LED Filament Bulb
ST60 - E27 Amber Glass**

4W VT-2144
7327 - 2700K Warm White

EAN Code
3800157624718

BOX QTY.
100

A+



EQ. Watts:	40W	PF:	>0.4
Voltage/Frequency:	AC: 220-240V, 50Hz	Beam Angle:	300°
Luminous Flux:	400lm	Base:	E27
Commercial Type:	ST60	Body Type:	Glass
LED Type:	Filament	Dimension:	60mmx107mm
CRI:	>80		

NEW



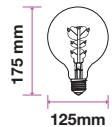
**LED Double Filament Bulb
G125 - E27 Amber Glass**

6W VT-2126
7328 2200k Warm White

EAN Code
3800157624725

BOX QTY.
12

A+



EQ. Watts:	55W	PF:	> 0.5
Voltage/Frequency:	AC: 220-240V, 50/60Hz	Beam Angle:	300°
Luminous Flux:	480lm	Base:	E27
Commercial Type:	G125	Body Type:	Glass
LED Type:	COB	Dimension:	125mm x 175mm
CRI:	>70		



**Curve Filament
A60 Amber Cover**

3W VT-2063


7219 - 2200K Warm White

EAN Code

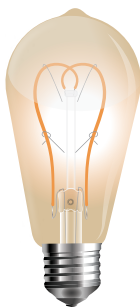
3800157617277

BOX QTY.
100

A+



EQ. Watts:	20W	PF:	>0.4
Voltage/Frequency:	AC: 220-240v, 50Hz	Beam Angle:	300°
Luminous Flux:	150lm	Base:	E27
Commercial Type:	A60	Body Type:	Glass
LED Type:	Curve Filament	Dimension:	64mm x 105mm
CRI:	>80		



**Curve Filament
ST64 Amber Cover**

5W VT-2066

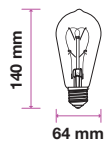
7220 - 2200K Warm White

EAN Code

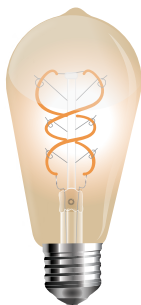
3800157617284

BOX QTY.
100

A+



EQ. Watts:	30W	PF:	>0.4
Voltage/Frequency:	AC: 220-240v, 50Hz	Beam Angle:	300°
Luminous Flux:	300lm	Base:	E27
Commercial Type:	ST64	Body Type:	Glass
LED Type:	Curve Filament	Dimension:	64mm x 140mm
CRI:	>80		



**Curve Filament
ST64 Amber Cover**

5W VT-2065

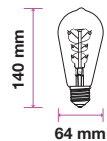
7218 - 2200K Warm White

EAN Code


3800157617260

BOX QTY.
100

A+



EQ. Watts:	30W	PF:	>0.4
Voltage/Frequency:	AC: 220-240v, 50Hz	Beam Angle:	300°
Luminous Flux:	300lm	Base:	E27
Commercial Type:	ST64	Body Type:	Glass
LED Type:	Curve Filament	Dimension:	64mm x 140mm
CRI:	>80		



Curve Filament G95 Amber Cover

5W VT-2075

7217 - 2200K Warm White

EAN Code

3800157617253

BOX QTY.

50

A+



EQ. Watts:	30W	PF:	>0.4
Voltage/Frequency:	AC: 220-240v, 50Hz	Beam Angle:	300°
Luminous Flux:	300lm	Base:	E27
Commercial Type:	G95	Body Type:	Glass
LED Type:	Curve Filament	Dimension:	95mm x 138 mm
CRI:	>80		

Old fashioned
in **New Style**



Curve Filament G125 Amber Cover

5W VT-2085

7216 - 2200K Warm White

EAN Code

3800157617246

BOX QTY.

20

A+



EQ. Watts:	30W	PF:	>0.4
Voltage/Frequency:	AC: 220-240v, 50Hz	Beam Angle:	300°
Luminous Flux:	300lm	Base:	E27
Commercial Type:	G125	Body Type:	Glass
LED Type:	Curve Filament	Dimension:	125mm x 175mm
CRI:	>80		



**8 Filament
G80 Amber Cover**

4W VT-2004

7148 - 2200K Warm White

EAN Code

3800157610636


BOX QTY.

100

A++



EQ. Watts:	35W	PF:	>0.4
Voltage/Frequency:	AC: 220-240V,50Hz	Beam Angle:	300°
Luminous Flux:	400lm	Base:	E27
Commercial Type:	G80	Body Type:	Glass
LED Type:	Filament	Dimension:	80mm x 140mm
CRI:	>80		



**S-Shape Filament
G95 Amber Cover**

4W VT-2024

7146 - 2200K Warm White

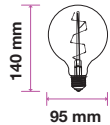
EAN Code

3800157610612

BOX QTY.

50

A++



EQ. Watts:	35W	PF:	>0.4
Voltage/Frequency:	AC: 220-240V,50Hz	Beam Angle:	300°
Luminous Flux:	400lm	Base:	E27
Commercial Type:	G95	Body Type:	Glass
LED Type:	Filament	Dimension:	95mm x 140mm
CRI:	>80		



**Long Filament
G95 Amber Cover**

7W VT-2027

7147 - 2200K Warm White

EAN Code

3800157610629

BOX QTY.

50

A+



EQ. Watts:	60W	PF:	>0.5
Voltage/Frequency:	AC: 220-240V,50Hz	Beam Angle:	300°
Luminous Flux:	700lm	Base:	E27
Commercial Type:	G95	Body Type:	Glass
LED Type:	Filament	Dimension:	95mm x 140mm
CRI:	>80		



**16 Filament
G95 Amber Cover**

8W VT-2019

7145 - 2200K Warm White

EAN Code


3800157610605

BOX QTY.
 **50**

A+



EQ. Watts:	65W	PF:	>0.5
Voltage/Frequency:	AC: 220-240V,50Hz	Beam Angle:	300°
Luminous Flux:	800lm	Base:	E27
Commercial Type:	G95	Body Type:	Glass
LED Type:	Filament	Dimension:	95mm x 140mm
CRI:	>80		



**Long Filament
G125 Amber Cover**

6W VT-1956

4473 - 2200K Warm White

EAN Code

3800157609074

BOX QTY.
 **12**

A+



EQ. Watts:	55W	PF:	>0.5
Voltage/Frequency:	AC: 220-240V,50Hz	Beam Angle:	300°
Luminous Flux:	550lm	Base:	E27
Commercial Type:	G125	Body Type:	Glass
LED Type:	Filament	Dimension:	125mm x 165mm
CRI:	>80		



T-30-Clear Glass

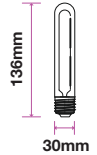
2W VT-2042

7251 - 2700K Warm White

EAN Code

3800157620826

BOX QTY.
100



EQ. Watts:	20W	PF:	>0.4
Voltage/Frequency:	AC:220-240V,50Hz	Beam Angle:	300°
Luminous Flux:	200lm	Base:	E27
Commercial Type:	T30	Body Type:	Glass
LED Type:	Filament	Dimension:	30mm x 136mm
CRI:	>80		



T-30-Amber Cover

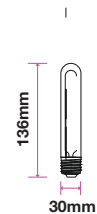
2W VT-2052

7252 - 2200K Warm White

EAN Code

3800157620833

BOX QTY.
100



EQ. Watts:	20W	PF:	>0.4
Voltage/Frequency:	AC:220-240V,50Hz	Beam Angle:	300°
Luminous Flux:	200lm	Base:	E27
Commercial Type:	T30	Body Type:	Glass
LED Type:	Filament	Dimension:	30mm x 136mm
CRI:	>80		



T-30-300 Amber Cover

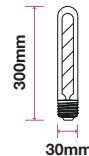
5W VT-2005

EAN Code

7142 - 2200K Warm White

3800157610575

BOX QTY.
100



EQ. Watts:	45W	PF:	>0.4
Voltage/Frequency:	AC: 220-240V,50Hz	Beam Angle:	300°
Luminous Flux:	500lm	Base:	E27
Commercial Type:	T30-300	Body Type:	Glass
LED Type:	Filament	Dimension:	30mm x 300mm
CRI:	>80		



T-30-185 Amber Cover

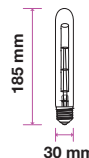
6W VT-2006

EAN Code

7143 - 2200K Warm White

3800157610582

BOX QTY.
100



EQ. Watts:	50W	PF:	>0.5
Voltage/Frequency:	AC: 220-240V,50Hz	Beam Angle:	300°
Luminous Flux:	600lm	Base:	E27
Commercial Type:	T30-185	Body Type:	Glass
LED Type:	Filament	Dimension:	30mm x 185mm
CRI:	>80		



T-30-300 Amber Cover

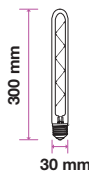
8W VT-2008

EAN Code

7144 - 2200K Warm White

3800157610599

BOX QTY.
100



EQ. Watts:	60W	PF:	>0.5
Voltage/Frequency:	AC: 220-240V,50Hz	Beam Angle:	300°
Luminous Flux:	700lm	Base:	E27
Commercial Type:	T30-300	Body Type:	Glass
LED Type:	Filament	Dimension:	30mm x 300mm
CRI:	>80		



Candle Filament E14 Amber Cover

4W VT-1955

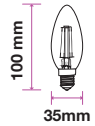
EAN Code

7113 - 2200K Warm White

3800157609883

BOX QTY.
100

A+



EQ. Watts:	40W	PF:	>0.4
Voltage/Frequency:	AC: 220-240V,50Hz	Beam Angle:	300°
Luminous Flux:	350lm	Base:	E14
Commercial Type:	Candle	Body Type:	Glass
LED Type:	Filament	Dimension:	35mm x 100mm
CRI:	>80		



Candle Filament E14 Amber Cover

4W VT-1948


EAN Code

7115 - 2200K Warm White

3800157609906

BOX QTY.
100

A+



EQ. Watts:	35W	PF:	>0.4
Voltage/Frequency:	AC: 220-240V,50Hz	Beam Angle:	300°
Luminous Flux:	350lm	Base:	E14
Commercial Type:	Candle	Body Type:	Glass
LED Type:	Filament	Dimension:	35mm x 100mm
CRI:	>80		



Candle Flame Filament E14 Amber Cover

4W VT-1949


EAN Code

7114 - 2200K Warm White

3800157609890

BOX QTY.
100

A+



EQ. Watts:	35W	PF:	>0.4
Voltage/Frequency:	AC: 220-240V,50Hz	Beam Angle:	300°
Luminous Flux:	350lm	Base:	E14
Commercial Type:	Candle Flame	Body Type:	Glass
LED Type:	Filament	Dimension:	35mm x 121mm
CRI:	>80		



**Candle Filament
E14 Amber Cover**

4W VT-1947

7116 - 2200K Warm White

BOX QTY.

100

EAN Code

3800157609913



EQ. Watts:	35W	PF:	>0.4
Voltage/Frequency:	AC: 220-240V,50Hz	Beam Angle:	300°
Luminous Flux:	350lm	Base:	E14
Commercial Type:	Candle Flame	Body Type:	Glass
LED Type:	Filament	Dimension:	35mm x 121mm
CRI:	>80		



**P45 Filament
E14 Amber Cover**

4W VT-1953

4499 - 2200K Warm White

BOX QTY.

100

EAN Code

3800157609746



EQ. Watts:	40W	PF:	>0.4
Voltage/Frequency:	AC: 220-240V,50Hz	Beam Angle:	300°
Luminous Flux:	350lm	Base:	E14
Commercial Type:	P45	Body Type:	Glass
LED Type:	Filament	Dimension:	45mm x 77mm
CRI:	>80		



**G45 Filament
E27 Amber Cover**

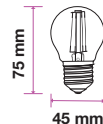
4W VT-1957

7100 - 2200K Warm White

BOX QTY.
100

EAN Code

3800157609753



EQ. Watts:	35W	PF:	>0.4
Voltage/Frequency:	AC: 220-240V,50Hz	Beam Angle:	300°
Luminous Flux:	350lm	Base:	E27
Commercial Type:	G45	Body Type:	Glass
LED Type:	Filament	Dimension:	45mm x 75mm
CRI:	>80		



**G45 Cross Filament
E27 Amber Cover**

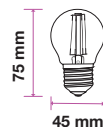
4W VT-1957

71001 - 2200K Warm White

BOX QTY.
100

EAN Code

3800157628624



EQ. Watts:	35W	PF:	>0.4
Voltage/Frequency:	AC: 220-240V,50Hz	Beam Angle:	300°
Luminous Flux:	350lm	Base:	E27
Commercial Type:	G45	Body Type:	Glass
LED Type:	Filament	Dimension:	45mm x 75mm
CRI:	>80		



A60
E27 Amber Cover

4W VT-1954

4498 - 2200K Warm White

EAN Code

3800157609739

BOX QTY.
50



EQ. Watts:	35W	PF:	>0.4
Voltage/Frequency:	AC: 220-240V,50Hz	Beam Angle:	300°
Luminous Flux:	350lm	Base:	E27
Commercial Type:	A60	Body Type:	Glass
LED Type:	Filament	Dimension:	60mm x 107mm
CRI:	>80		



A67
E27 Amber Cover

8W VT-1958

4472 - 2200K Warm White

EAN Code

3800157609067

BOX QTY.
50



EQ. Watts:	60W	PF:	>0.5
Voltage/Frequency:	AC: 220-240V,50Hz	Beam Angle:	300°
Luminous Flux:	720lm	Base:	E27
Commercial Type:	A67	Body Type:	Glass
LED Type:	Filament	Dimension:	67mm x 123mm
CRI:	>80		



A67
E27 Amber Cover

10W VT-2028

7157 - 2200K Warm White

EAN Code

3800157612227

BOX QTY.
50



EQ. Watts:	65W	PF:	>0.5
Voltage/Frequency:	AC: 220-240V,50Hz	Beam Angle:	300°
Luminous Flux:	900lm	Base:	E27
Commercial Type:	A67	Body Type:	Glass
LED Type:	Filament	Dimension:	67mm x 123mm
CRI:	>80		



G95 E27 Amber Cover


6W VT-2026D
7156 - 2200K Warm White

EAN Code
3800157612210

BOX QTY.
12



EQ. Watts:	50W	Dimmable:	Yes
Voltage/Frequency:	AC: 220-240V, 50Hz	PF:	>0.5
Luminous Flux:	500lm	Beam Angle:	300°
Commercial Type:	G95	Base:	E27
LED Type:	Filament	Body Type:	Glass
CRI:	>80	Dimension:	95mm x 135mm

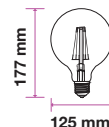


Dimmable G125 E27 Amber Cover


8W VT-2018D
7155 - 2200K Warm White

EAN Code
3800157612203

BOX QTY.
12



EQ. Watts:	60W	Dimmable:	Yes
Voltage/Frequency:	AC: 220-240V, 50Hz	PF:	>0.5
Luminous Flux:	700lm	Beam Angle:	300°
Commercial Type:	G125	Base:	E27
LED Type:	Filament	Body Type:	Glass
CRI:	>80	Dimension:	125mm x 177mm



Dimmable ST64 E27 Amber Cover

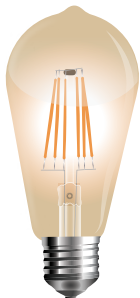
4W VT-1964D
4368 - 2200K Warm White

EAN Code
3800157602945

BOX QTY.
100



EQ. Watts:	30W	Dimmable:	Yes
Voltage/Frequency:	AC:220-240V, 50Hz	PF:	>0.4
Luminous Flux:	300lm	Beam Angle:	300°
Commercial Type:	ST64	Base:	E27
LED Type:	Filament	Body Type:	Glass
CRI:	>80	Dimension:	64mm x 138mm



ST64
E27 Amber Cover

4W VT-1964

4361 - 2200K Warm White


BOX QTY.
50

EAN Code

3800157602747



EQ. Watts:	40W	PF:	>0.4
Voltage/Frequency:	AC:220-240V, 50Hz	Beam Angle:	300°
Luminous Flux:	350lm	Base:	E27
Commercial Type:	ST64	Body Type:	Glass
LED Type:	Filament	Dimension:	64mm x 138mm
CRI:	>80		



ST64
E27 Amber Cover

6W VT-1966

4362 - 2200K Warm White


BOX QTY.
50

EAN Code

3800157602754



EQ. Watts:	45W	PF:	>0.5
Voltage/Frequency:	AC:220-240V, 50Hz	Beam Angle:	300°
Luminous Flux:	500lm	Base:	E27
Commercial Type:	ST64	Body Type:	Glass
LED Type:	Filament	Dimension:	64mm x 138mm
CRI:	>80		



ST64
E27 Amber Cover

8W VT-1968

4421 - 2200K Warm White

BOX QTY.
50

EAN Code

3800157606356



EQ. Watts:	60W	PF:	>0.5
Voltage/Frequency:	AC:220-240V,50Hz	Beam Angle:	300°
Luminous Flux:	700lm	Base:	E27
Commercial Type:	ST64	Body Type:	Glass
LED Type:	Filament	Dimension:	64mm x 138 mm
CRI:	>80		



Candle - E14 White Cover

4W VT-1924

EAN Code

BOX QTY.

100

7101 - 2700K Warm White

3800157609760

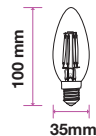
7102 - 4000K Day White

3800157609777

7103 - 6400K White

3800157609784

A+



EQ. Watts:	35W	PF:	>0.4
Voltage/Frequency:	AC: 220-240V,50Hz	Beam Angle:	300°
Luminous Flux:	350lm	Base:	E14
Commercial Type:	Candle	Body Type:	Glass
LED Type:	Filament	Dimension:	35mm x 100mm
CRI:	>80		

NEW



Candle

E14 Cross Filament White Cover

4W VT-1924

EAN Code

BOX QTY.

100

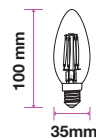
71011 - 2700K Warm White

3800157628617

71031 - 6400K White

3800157624244

A+



EQ. Watts:	35W	PF:	>0.4
Voltage/Frequency:	AC: 220-240V,50Hz	Beam Angle:	300°
Luminous Flux:	350lm	Base:	E14
Commercial Type:	Candle	Body Type:	Glass
LED Type:	Filament	Dimension:	35mm x 100mm
CRI:	>80		



Candle Flame - E14 White Cover

4W VT-1927

EAN Code

7104 - 2700K Warm White

7105 - 4000K Day White

7106 - 6400K White

3800157609791

3800157609807

3800157609814

BOX QTY.
100

A+



EQ. Watts:	40W	PF:	>0.4
Voltage/Frequency:	AC: 220-240V,50Hz	Beam Angle:	300°
Luminous Flux:	350lm	Base:	E14
Commercial Type:	Candle	Body Type:	Glass
LED Type:	Filament	Dimension:	35mm x 121mm
CRI:	>80		

NEW



Cross Filament Candle Flame E14 White Cover

4W VT-1927

EAN Code

71041 - 2700K Warm White

3800157624299

BOX QTY.
100

A+



EQ. Watts:	40W	PF:	>0.4
Voltage/Frequency:	AC: 220-240V,50Hz	Beam Angle:	300°
Luminous Flux:	350lm	Base:	E14
Commercial Type:	Candle	Body Type:	Glass
LED Type:	Filament	Dimension:	35mm x 121mm
CRI:	>80		



A60 - E27 White Cover

4W VT-1939

EAN Code

4489 - 2700K Warm White

4490 - 4000K Day White

4491 - 6400K White

3800157609647

3800157609654

3800157609661

BOX QTY.
50

A+



EQ. Watts:	40W	PF:	>0.4
Voltage/Frequency:	AC: 220-240V,50Hz	Beam Angle:	300°
Luminous Flux:	350lm	Base:	E27
Commercial Type:	A60	Body Type:	Glass
LED Type:	Filament	Dimension:	60mm x 107mm
CRI:	>80		



Candle - E14 Frost Cover

4W VT-1936

EAN Code

BOX QTY.
100

4474 - 2700K Warm White

3800157609081

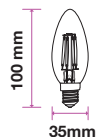
4475 - 4000K Day White

3800157609098

4476 - 6400K White

3800157609104

A+



EQ. Watts:	40W	PF:	>0.4
Voltage/Frequency:	AC: 220-240V,50Hz	Beam Angle:	300°
Luminous Flux:	400lm	Base:	E14
Commercial Type:	Candle	Body Type:	Glass
LED Type:	Filament	Dimension:	35mm x 100mm
CRI:	>80		



Candle Flame - E14 Frost Cover

4W VT-1937

EAN Code

BOX QTY.
100

4477 - 2700K Warm White

3800157609111

4478 - 4000K Day White

3800157609128

4479 - 6400K White

3800157609135

A+



EQ. Watts:	40W	PF:	>0.4
Voltage/Frequency:	AC: 220-240V,50Hz	Beam Angle:	300°
Luminous Flux:	400lm	Base:	E14
Commercial Type:	Candle Flame	Body Type:	Glass
LED Type:	Filament	Dimension:	35mm x 121mm
CRI:	>80		

NEW



Candle - E14 Cross Filament Frost Cover

4W VT-1928

EAN Code

BOX QTY.
100

71071 - 2700K Warm White

3800157624213

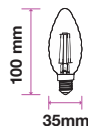
71081 - 4000K Day White

3800157624220

71091 - 6400K White

3800157624237

A+



EQ. Watts:	40W	PF:	>0.4
Voltage/Frequency:	AC: 220-240V,50Hz	Beam Angle:	300°
Luminous Flux:	400lm	Base:	E14
Commercial Type:	Candle	Body Type:	Glass
LED Type:	Filament	Dimension:	35mm x 100mm
CRI:	>80		



Candle - E14 Frost Cover

4W VT-1928

EAN Code

BOX QTY.
100

7107 - 2700K Warm White

3800157609821

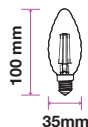
7108 - 4000K Day White

3800157609838

7109 - 6400K White

3800157609845

A+



EQ. Watts:	40W	PF:	>0.4
Voltage/Frequency:	AC: 220-240V,50Hz	Beam Angle:	300°
Luminous Flux:	400lm	Base:	E14
Commercial Type:	Candle	Body Type:	Glass
LED Type:	Filament	Dimension:	35mm x 100mm
CRI:	>80		



**Dimmable Candle Flame
E14 Frost Cover**

4W VT-2056D

EAN Code

7177 - 2700K Warm White

3800157615532

BOX QTY.
100



EQ. Watts:	35W	Dimmable:	Yes
Voltage/Frequency:	AC: 220-240V,50Hz	PF:	>0.5
Luminous Flux:	350lm	Beam Angle:	300°
Commercial Type:	Candle Flame	Base:	E14
LED Type:	Filament	Body Type:	Glass
CRI:	>80	Dimension:	35mm x 121mm



Candle Flame - E14 Frost Cover

4W VT-1923

EAN Code

7110 - 2700K Warm White

3800157609852

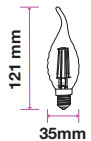
7111 - 4000K Day White

3800157609869

7112 - 6400K White

3800157609876

BOX QTY.
100



EQ. Watts:	40W	PF:	>0.4
Voltage/Frequency:	AC: 220-240V,50Hz	Beam Angle:	300°
Luminous Flux:	400lm	Base:	E14
Commercial Type:	Candle Flame	Body Type:	Glass
LED Type:	Filament	Dimension:	35mm x 121mm
CRI:	>80		



**Dimmable Candle
E14 Frost Cover**

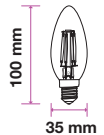
4W VT-2054D

EAN Code

7176 - 2700K Warm White

3800157615525

BOX QTY.
50



EQ. Watts:	35W	Dimmable:	Yes
Voltage/Frequency:	AC: 220-240V,50Hz	PF:	>0.4
Luminous Flux:	350lm	Beam Angle:	300°
Commercial Type:	Candle	Base:	E14
LED Type:	Filament	Body Type:	Glass
CRI:	>80	Dimension:	35mm x 100mm

**P45 - E14 Frost Cover****4W** VT-1835

EAN Code

BOX QTY.
100

4492 - 2700K Warm White

3800157609678

4493 - 4000K Day White

3800157609685

4494 - 6400K White

3800157609692

A+

EQ. Watts:	40W	PF:	>0.4
Voltage/Frequency:	AC: 220-240V,50Hz	Beam Angle:	300°
Luminous Flux:	400lm	Base:	E14
Commercial Type:	P45	Body Type:	Glass
LED Type:	Filament	Dimension:	45mm x 77mm
CRI:	>80		

NEW**P45 - E14
Cross Filament Frost Cover****4W** VT-1835

EAN Code

BOX QTY.
100

44921 - 2700K Warm White

3800157624268

44931 - 4000K Day White

3800157624275

44941 - 6400K White

3800157624282

A+

EQ. Watts:	40W	PF:	>0.4
Voltage/Frequency:	AC: 220-240V,50Hz	Beam Angle:	300°
Luminous Flux:	400lm	Base:	E14
Commercial Type:	P45	Body Type:	Glass
LED Type:	Filament	Dimension:	45mm x 77mm
CRI:	>80		

**G45 - E27 Frost Cover****4W** VT-1974

EAN Code

BOX QTY.
50

4495 - 2700K Warm White

3800157609708

4496 - 4000K Day White

3800157609715

4497 - 6400K White

3800157609722

A+

EQ. Watts:	40W	PF:	>0.4
Voltage/Frequency:	AC: 220-240V,50Hz	Beam Angle:	300°
Luminous Flux:	400lm	Base:	E27
Commercial Type:	G45	Body Type:	Glass
LED Type:	Filament	Dimension:	45mm x 75mm
CRI:	>80		

**A60 - E27 Frost Cover****4W** VT-1934

4486 - 2700K Warm White

4487 - 4000K Day White

4488 - 6400K White

EAN Code

3800157609616

3800157609623

3800157609630

BOX QTY.
50**A+**

EQ. Watts:	40W	PF:	>0.4
Voltage/Frequency:	AC: 220-240V,50Hz	Beam Angle:	300°
Luminous Flux:	400lm	Base:	E27
Commercial Type:	A60	Body Type:	Glass
LED Type:	Filament	Dimension:	60mm x 107mm
CRI:	>80		

**A60 - E27 Frost Cover****5W** VT-2045

7178 - 2700K Warm White

7179 - 4000K Day White

7180 - 6400K White

EAN Code

3800157615549

3800157615556

3800157615563

BOX QTY.
50**A++**

EQ. Watts:	50W	PF:	>0.5
Voltage/Frequency:	AC: 220-240V,50Hz	Beam Angle:	300°
Luminous Flux:	600lm	Base:	E27
Commercial Type:	A60	Body Type:	Glass
LED Type:	Filament	Dimension:	60mm x 107mm
CRI:	>80		

NEW**A60 - E27
Cross Filament Frost Cover****6W** VT-1935

44801 - 2700K Warm White

EAN Code

3800157624091

BOX QTY.
50**A+**

EQ. Watts:	55W	PF:	>0.5
Voltage/Frequency:	AC: 220-240V,50Hz	Beam Angle:	300°
Luminous Flux:	660lm	Base:	E27
Commercial Type:	A60	Body Type:	Glass
LED Type:	Filament	Dimension:	60mm x 107mm
CRI:	>80		

**A60 - E27 Frost Cover****6W** VT-1935

4480 - 2700K Warm White

4481 - 4000K Day White

4482 - 6400K White

EAN Code

3800157609142

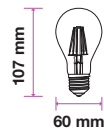
3800157609159

3800157609166

BOX QTY.

50

A+



EQ. Watts:	55W	PF:	>0.5
Voltage/Frequency:	AC: 220-240V,50Hz	Beam Angle:	300°
Luminous Flux:	660lm	Base:	E27
Commercial Type:	A60	Body Type:	Glass
LED Type:	Filament	Dimension:	60mm x 107mm
CRI:	>80		

NEW**A60 - E27****Cross Filament Frost Cover****7W** VT-2047

71811 - 2700K Warm White


EAN Code

3800157624107

BOX QTY.

50

A++



EQ. Watts:	60W	PF:	>0.5
Voltage/Frequency:	AC: 220-240V,50Hz	Beam Angle:	300°
Luminous Flux:	840lm	Base:	E27
Commercial Type:	A60	Body Type:	Glass
LED Type:	Filament	Dimension:	60mm x 107mm
CRI:	>80		

**A60 - E27 Frost Cover****7W** VT-2047

7181 - 2700K Warm White

7182 - 4000K Day White

7183 - 6400K White

EAN Code

3800157615570

3800157615587

3800157615594

BOX QTY.

50

A++



EQ. Watts:	60W	PF:	>0.5
Voltage/Frequency:	AC: 220-240V,50Hz	Beam Angle:	300°
Luminous Flux:	840lm	Base:	E27
Commercial Type:	A60	Body Type:	Glass
LED Type:	Filament	Dimension:	60mm x 107mm
CRI:	>80		

**A67 - E27 Frost Cover****8W** VT-1938

4483 - 2700K Warm White

4484 - 4000K Day White

4485 - 6400K White

EAN Code

3800157609586

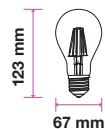
3800157609593

3800157609609

BOX QTY.

50

A+



EQ. Watts:	60W	PF:	>0.5
Voltage/Frequency:	AC: 220-240V,50Hz	Beam Angle:	300°
Luminous Flux:	800lm	Base:	E27
Commercial Type:	A67	Body Type:	Glass
LED Type:	Filament	Dimension:	67mm x 123mm
CRI:	>80		

**A67 - E27 Frost Cover****9W** VT-2049

7184 - 2700K Warm White

7185 - 4000K Day White

7186 - 6400K White

EAN Code

3800157615600

3800157615617

3800157615624

BOX QTY.

30

A++



EQ. Watts:	80W	PF	>0.5
Voltage/Frequency:	AC: 220-240V,50Hz	Beam Angle:	300°
Luminous Flux:	1100lm	Base:	E27
Commercial Type:	A67	Body Type:	Glass
LED Type:	Filament	Dimension:	67mm x 123mm
CRI:	>80		

**A67 - E27 Frost Cover****10W** VT-2023

7152 - 2700K Warm White

7153 - 4000K Day White

7154 - 6400K White

EAN Code

3800157612173


3800157612180

3800157612197

BOX QTY.

30

A+



EQ. Watts:	75W	PF	>0.5
Voltage/Frequency:	AC: 220-240V,50Hz	Beam Angle:	300°
Luminous Flux:	1055lm	Base:	E27
Commercial Type:	A67	Body Type:	Glass
LED Type:	Filament	Dimension:	67mm x 123mm
CRI:	>80		



G125 - E27 Frost Cover

7W VT-2067

7189 - 2700K Warm White
7190 - 6400K White

EAN Code

3800157615655
3800157615662

BOX QTY.
12

A++



EQ. Watts:	60W	PF:	>0.5
Voltage/Frequency:	AC: 220-240V, 50Hz	Beam Angle:	300°
Luminous Flux:	840lm	Base:	E27
Commercial Type:	G125	Body Type:	Glass
LED Type:	Filament	Dimension:	125mm x 177mm
CRI:	>80		



G125 - E27 Frost Cover

7W VT-2067D

7191 - 2700K Warm White

EAN Code

3800157615679

BOX QTY.
12

A+



EQ. Watts:	55W	Dimmable:	Yes
Voltage/Frequency:	AC: 220-240V, 50Hz	PF:	>0.5
Luminous Flux:	750lm	Beam Angle:	300°
Commercial Type:	G125	Base:	E27
LED Type:	Filament	Body Type:	Glass
CRI:	>80	Dimension:	125mm x 177mm



G95 - E27 Frost Cover

7W VT-2057

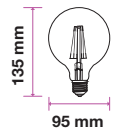
7187 - 2700K Warm White
7188 - 6400K White

EAN Code

3800157615631
3800157615648

BOX QTY.
12

A+



EQ. Watts:	60W	PF:	>0.5
Voltage/Frequency:	AC: 220-240V, 50Hz	Beam Angle:	300°
Luminous Flux:	840lm	Base:	E27
Commercial Type:	G95	Body Type:	Glass
LED Type:	Filament	Dimension:	95mm x 135mm
CRI:	>80		



A60 - E27 Clear Glass

4W VT-1885

EAN Code

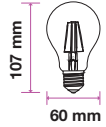
4259 - 2700K Warm White

3800230627179

BOX QTY.

50

A+



EQ. Watts:	40W	PF:	> 0.4
Voltage/Frequency:	AC: 220-240V, 50Hz	Beam Angle:	300°
Luminous Flux:	400lm	Base:	E27
Commercial Type:	A60	Body Type:	Glass
LED Type:	Filament	Dimension:	60mm x 107mm
CRI:	> 80		



Dimmable

Dimmable A60 - E27 Clear Glass

4W VT-1885D

EAN Code

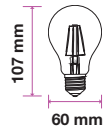
4364 - 2700K Warm White

3800157602907

BOX QTY.

50

A+



EQ. Watts:	30W	Dimmable:	Yes
Voltage/Frequency:	AC: 220-240V, 50Hz	PF:	> 0.5
Luminous Flux:	320lm	Beam Angle:	300°
Commercial Type:	A60	Base:	E27
LED Type:	Filament	Body Type:	Glass
CRI:	> 80	Dimension:	60mm x 107mm

NEW



**A60 - E27
Cross Filament Clear Glass**

4W VT-1885

EAN Code

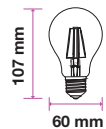
42591 - 2700K Warm White

3800157624312

BOX QTY.

50

A+



EQ. Watts:	40W	PF:	> 0.4
Voltage/Frequency:	AC: 220-240V, 50Hz	Beam Angle:	300°
Luminous Flux:	400lm	Base:	E27
Commercial Type:	A60	Body Type:	Glass
LED Type:	Filament	Dimension:	60mm x 107mm
CRI:	> 80		

NEW



Dimmable

**Dimmable A60 - E27
Cross Filament Clear Glass**

4W VT-1885D

EAN Code

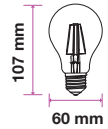
43641 - 2200K Warm White

3800157624305

BOX QTY.

50

A+



EQ. Watts:	30W	Dimmable:	Yes
Voltage/Frequency:	AC: 220-240V, 50Hz	PF:	> 0.5
Luminous Flux:	350lm	Beam Angle:	300°
Commercial Type:	A60	Base:	E27
LED Type:	Filament	Body Type:	Glass
CRI:	> 80	Dimension:	60mm x 107mm



A60 - E27 Clear Glass

6W VT-1887

EAN Code

4272 - 2700K Warm White

3800230627667

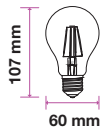
4303 - 4000K Day White

3800157600064

BOX QTY.

20

A+



EQ. Watts:	55W	PF:	> 0.5
Voltage/Frequency:	AC: 220-240V, 50Hz	Beam Angle:	300°
Luminous Flux:	660lm	Base:	E27
Commercial Type:	A60	Body Type:	Glass
LED Type:	Filament	Dimension:	60mm x 107mm
CRI:	> 80		



A60 - E27 Clear Glass

8W VT-1988

EAN Code

4363 - 2700K Warm White

3800157602891

BOX QTY.

100

A+



EQ. Watts:	75W	PF:	>0.5
Voltage/Frequency:	AC:220-240V, 50/60Hz	Beam Angle:	300°
Luminous Flux:	1000lm	Base:	E27
Commercial Type:	A60	Body Type:	Glass
LED Type:	Filament	Dimension:	60mm x 105mm
CRI:	>80		



A67 - E27 Clear Glass

8W VT-1989

4406 - 2700K Warm White

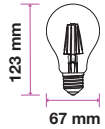
EAN Code

3800157605342

BOX QTY.
50



A+



EQ. Watts:	75W	PF:	>0.5
Voltage/Frequency:	AC:220-240V,50Hz	Beam Angle:	300°
Luminous Flux:	1000lm	Base:	E27
Commercial Type:	A67	Body Type:	Glass
LED Type:	Filament	Dimension:	67mm x 123mm
CRI:	>80		



A67 - E27 Clear Glass

8W VT-1978

4407 - 2700K Warm White

4408 - 4000K Day White

4409 - 6400K White

EAN Code

3800157606165

3800157606172

3800157606189

BOX QTY.
100



A+



EQ. Watts:	60W	PF:	>0.5
Voltage/Frequency:	AC:220-240V,50Hz	Beam Angle:	300°
Luminous Flux:	800lm	Base:	E27
Commercial Type:	A67	Body Type:	Glass
LED Type:	Filament	Dimension:	67mm x 123mm
CRI:	>80		



A67 - E27 Clear Glass

10W VT-1981

4410 - 2700K Warm White

4411 - 4000K Day White

4412 - 6400K White

EAN Code

3800157606196

3800157606202

3800157606219

BOX QTY.
50



A+



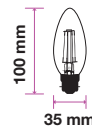
EQ. Watts:	75W	PF:	>0.5
Voltage/Frequency:	AC:220-240V,50Hz	Beam Angle:	300°
Luminous Flux:	1055lm	Base:	E27
Commercial Type:	A67	Body Type:	Glass
LED Type:	Filament	Dimension:	67mm x 123mm
CRI:	>80		

**Candle - B22 Clear Glass****4W** VT-2064

EAN Code

7225 - 2700K Warm White

3800157617550

BOX QTY.
100**A+**

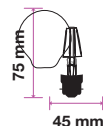
EQ. Watts:	40W	PF:	>0.4
Voltage/Frequency:	AC:220-240V,50Hz	Beam Angle:	300°
Luminous Flux:	400lm	Base:	B22
Commercial Type:	Candle	Body Type:	Glass
LED Type:	Filament	Dimension:	35mm x 100mm
CRI:	>80		

**G45 - B22 Clear Glass****4W** VT-2074

EAN Code

7226 - 2700K Warm White

3800157617567

BOX QTY.
100**A+**

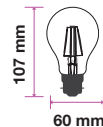
EQ. Watts:	40W	PF	> 0.4
Voltage/Frequency:	AC: 220-240V, 50Hz	Beam Angle:	300°
Luminous Flux:	400lm	Base:	B22
Commercial Type:	G45	Body Type:	Glass
LED Type:	Filament	Dimension:	45mm x 75mm
CRI:	> 80		

**A60 - B22 Clear Glass****5W** VT-2035

EAN Code

7170 - 2700K Warm White

3800157615464

BOX QTY.
50**A++**

EQ. Watts:	50W	PF:	>0.5
Voltage/Frequency:	AC:220-240V,50Hz	Beam Angle:	300°
Luminous Flux:	600lm	Base:	B22
Commercial Type:	A60	Body Type:	Plastic
LED Type:	Filament	Dimension:	60mm x 107mm
CRI:	>80		



ST26 - E14 Clear Glass

2W VT-1952

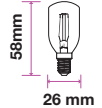
4444 - 3000K Warm White
4445 - 4000K Day White
4446 - 6400K White

EAN Code

3800157607858
3800157607865
3800157607872

BOX QTY.
100

A+



EQ. Watts:	20W	PF:	> 0.4
Voltage/Frequency:	AC:220-240V,50Hz	Beam Angle:	300°
Luminous Flux:	180lm	Base:	E14
Commercial Type:	ST 26	Body Type:	Glass
LED Type:	Filament	Dimension:	26mm x 58mm
CRI:	>80		



Dimmable Candle - E14 Clear Glass

4W VT-1986D

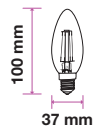
4365 - 2700K Warm White

EAN Code

3800157602914

BOX QTY.
100

A+



EQ. Watts:	30W	Dimmable:	Yes
Voltage/Frequency:	AC:220-240V, 50Hz	PF:	>0.5
Luminous Flux:	350lm	Beam Angle:	300°
Commercial Type:	Candle	Base:	E14
LED Type:	Filament	Body Type:	Glass
CRI:	>80	Dimension:	37mm x 100mm

NEW



Candle - E14
Cross Filament Clear Glass

4W VT-1986

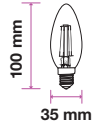
EAN Code

43011 - 2700K Warm White
44141 - 6400K White

3800157624114
3800157624121

BOX QTY.
100

A+



EQ. Watts:	40W	PF:	> 0.4
Voltage/Frequency:	AC: 220-240V, 50Hz	Beam Angle:	300°
Luminous Flux:	400lm	Base:	E14
Commercial Type:	Candle	Body Type:	Glass
LED Type:	Filament	Dimension:	35mm x 100mm
CRI:	> 80		

NEW



Dimmable Candle - E14
Cross Filament Clear Glass

4W VT-1986D

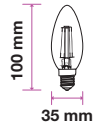
EAN Code

43651 - 2700K Warm White

3800157624176

BOX QTY.
100

A+



EQ. Watts:	30W	Dimmable:	Yes
Voltage/Frequency:	AC:220-240V, 50Hz	PF:	>0.5
Luminous Flux:	350lm	Beam Angle:	300°
Commercial Type:	Candle	Base:	E14
LED Type:	Filament	Body Type:	Glass
CRI:	>80	Dimension:	35mm x 100mm

Candle - E14 Clear Glass

4W VT-1986

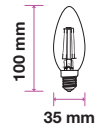
EAN Code

4301 - 2700K Warm White
4413 - 4000K Day White
4414 - 6400K White

3800230629951
3800157606226
3800157606233

BOX QTY.
100

A+



EQ. Watts:	40W	PF:	> 0.4
Voltage/Frequency:	AC: 220-240V, 50Hz	Beam Angle:	300°
Luminous Flux:	400lm	Base:	E14
Commercial Type:	Candle	Body Type:	Glass
LED Type:	Filament	Dimension:	35mm x 100mm
CRI:	> 80		

NEW



**Candle - E14
Cross Filament Clear Glass**

4W VT-1985

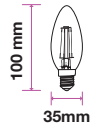
EAN Code

43071 - 2700K Warm White

3800157624183

BOX QTY.
100

A+



EQ. Watts:	40W	PF:	> 0.4
Voltage/Frequency:	AC: 220-240V, 50Hz	Beam Angle:	300°
Luminous Flux:	400lm	Base:	E14
Commercial Type:	Candle Flame	Body Type:	Glass
LED Type:	Filament	Dimension:	35mm x 100mm
CRI:	> 80		



Candle - E14 Clear Glass

4W VT-1985


EAN Code

4307 - 2700K Warm White

3800157600347

BOX QTY.
100

A+



EQ. Watts:	40W	PF:	> 0.4
Voltage/Frequency:	AC: 220-240V, 50Hz	Beam Angle:	300°
Luminous Flux:	400lm	Base:	E14
Commercial Type:	Candle	Body Type:	Glass
LED Type:	Filament	Dimension:	35mm x 100mm
CRI:	> 80		



Dimmable

Dimmable Candle - E14 Clear Glass

4W VT-1985D

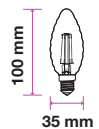
EAN Code

4367 - 2700K Warm White

3800157602938

BOX QTY.
100

A+



EQ. Watts:	30W	Dimmable:	Yes
Voltage/Frequency:	AC:220-240V, 50Hz	PF:	>0.5
Luminous Flux:	320lm	Beam Angle:	300°
Commercial Type:	Candle	Base:	E14
LED Type:	Filament	Body Type:	Glass
CRI:	>80	Dimension:	35mm x 100mm



Candle Flame - E14 Clear Glass

4W VT-1995

EAN Code

BOX QTY.
100

4308 - 2700K Warm White

3800157600354

4431 - 4000K Day White

3800157606455

4432 - 6400K White

3800157606462

A+



EQ. Watts:	40W	PF:	> 0.4
Voltage/Frequency:	AC: 220-240V, 50Hz	Beam Angle:	300°
Luminous Flux:	400lm	Base:	E14
Commercial Type:	Candle Flame	Body Type:	Glass
LED Type:	Filament	Dimension:	35mm x 121mm
CRI:	> 80		

Dimmable Candle Flame
E14 Clear Glass

4W VT-1995D

EAN Code

BOX QTY.
100

4388 - 2700K Warm White

3800157603973

A+



Dimmable

EQ. Watts:	30W	Dimmable:	Yes
Voltage/Frequency:	AC: 220-240V, 50Hz	PF:	> 0.5
Luminous Flux:	320lm	Beam Angle:	300°
Commercial Type:	Candle Flame	Base:	E14
LED Type:	Filament	Body Type:	Glass
CRI:	> 80	Dimension:	35mm x 121mm

NEW

Dimmable Candle Flame
E14 Cross Filament Clear Glass

4W VT-1995D

EAN Code

BOX QTY.
100

43881 - 2700K Warm White

3800157624251

A+



Dimmable

EQ. Watts:	30W	Dimmable:	Yes
Voltage/Frequency:	AC: 220-240V, 50Hz	PF:	> 0.5
Luminous Flux:	350lm	Beam Angle:	300°
Commercial Type:	Candle Flame	Base:	E14
LED Type:	Filament	Body Type:	Glass
CRI:	> 80	Dimension:	35mm x 121mm



Candle Flame - E14 Clear Glass

4W VT-1997

EAN Code

4302 - 2700K Warm White

3800230629968

4429 - 4000K Day White

3800157606431

4430 - 6400K White

3800157606448

BOX QTY.
100

A+



EQ. Watts:	40W	PF:	> 0.4
Voltage/Frequency:	AC: 220-240V, 50Hz	Beam Angle:	300°
Luminous Flux:	400lm	Base:	E14
Commercial Type:	Candle Flame	Body Type:	Glass
LED Type:	Filament	Dimension:	35mm x 121mm
CRI:	> 80		

NEW



Candle Flame E14 Cross Filament Clear Glass

4W VT-1997

EAN Code

44291 - 4000K Day White

3800157624190

44301 - 6400K White

3800157624206

BOX QTY.
100

A+



EQ. Watts:	40W	PF:	> 0.4
Voltage/Frequency:	AC: 220-240V, 50Hz	Beam Angle:	300°
Luminous Flux:	400lm	Base:	E14
Commercial Type:	Candle Flame	Body Type:	Glass
LED Type:	Filament	Dimension:	35mm x 121mm
CRI:	> 80		



Dimmable Candle Flame E14 Clear Glass

4W VT-1997D

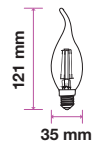
EAN Code

4366 - 2700K Warm White

3800157602921

BOX QTY.
100

A+



EQ. Watts:	30W	Dimmable:	Yes
Voltage/Frequency:	AC:220-240V, 50Hz	PF:	>0.5
Luminous Flux:	320lm	Beam Angle:	300°
Commercial Type:	Candle Flame	Base:	E14
LED Type:	Filament	Body Type:	Glass
CRI:	>80	Dimension:	35mm x 121mm

NEW



G45 - E27 Cross Filament Clear Glass

4W VT-1980

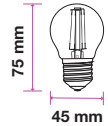
EAN Code

43061 - 2700K Warm White

3800157624329

BOX QTY.
100

A+



EQ. Watts:	40W	PF:	> 0.4
Voltage/Frequency:	AC: 220-240V, 50Hz	Beam Angle:	300°
Luminous Flux:	400lm	Base:	E27
Commercial Type:	G45	Body Type:	Glass
LED Type:	Filament	Dimension:	45mm x 75mm
CRI:	> 80		



G45 - E27 Clear Glass

4W VT-1980

EAN Code

4306 - 2700K Warm White

3800157600330

4427 - 4000K Day White

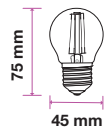
3800157606417

4428 - 6400K White

3800157606424

BOX QTY.
100

A+



EQ. Watts:	40W	PF:	> 0.4
Voltage/Frequency:	AC: 220-240V, 50Hz	Beam Angle:	300°
Luminous Flux:	400lm	Base:	E27
Commercial Type:	G45	Body Type:	Glass
LED Type:	Filament	Dimension:	45mm x 75mm
CRI:	> 80		

**P45 - E14 Clear Glass****4W** VT-1996**4300 - 2700K Warm White****4425 - 4000K Day White****4426 - 6400K White**

EAN Code

3800230629944

3800157606394

3800157606400

BOX QTY.
100**A+**

EQ. Watts:	40W	PF:	> 0.4
Voltage/Frequency:	AC: 220-240V, 50Hz	Beam Angle:	300°
Luminous Flux:	400lm	Base:	E14
Commercial Type:	P45	Body Type:	Glass
LED Type:	Filament	Dimension:	45mm x 77mm
CRI:	> 80		

NEW**P45 - E14****Cross Filament Clear Glass****4W** VT-1996**43001 - 2700K Warm White****44251 - 4000K Day White**

EAN Code

3800157624138

3800157628600

BOX QTY.
100**A+**

EQ. Watts:	40W	PF:	> 0.4
Voltage/Frequency:	AC: 220-240V, 50Hz	Beam Angle:	300°
Luminous Flux:	400lm	Base:	E14
Commercial Type:	P45	Body Type:	Glass
LED Type:	Filament	Dimension:	45mm x 75mm
CRI:	> 80		

**Dimmable****Dimmable P45- E14 Clear Glass****4W** VT-1996D**4394 - 2700K Warm White**

EAN Code

3800157604314

BOX QTY.
100**A+**

EQ. Watts:	30W	Dimmable:	Yes
Voltage/Frequency:	AC:220-240V,50Hz	PF	>0.5
Luminous Flux:	320lm	Beam Angle:	300°
Commercial Type:	P45	Base:	E14
LED Type:	Filament	Body Type:	Glass
CRI:	>80	Dimension:	45mm x 77mm

**Dimmable G125 - E27 Clear Glass****4W** VT-1994D

EAN Code

4399 - 2700K Warm White

3800157605021

BOX QTY.

20



EQ. Watts:	30W	Dimmable:	Yes
Voltage/Frequency:	AC:220-240V,50Hz	PF:	>0.5
Luminous Flux:	320lm	Beam Angle:	300°
Commercial Type:	G125	Base:	E27
LED Type:	Filament	Body Type:	Glass
CRI:	>80	Dimension:	125mm x 177mm

**G125 - E27 Clear Glass****6W** VT-1983

EAN Code

4304 - 2700K Warm White

3800157600316

BOX QTY.

12



EQ. Watts:	60W	PF:	> 0.5
Voltage/Frequency:	AC: 220-240V, 50Hz	Beam Angle:	300°
Luminous Flux:	660lm	Base:	E27
Commercial Type:	G125	Body Type:	Glass
LED Type:	Filament	Dimension:	125mm x 177mm
CRI:	> 80		

**G95- E27 Clear Glass****6W** VT-1993

EAN Code

4305 - 2700K Warm White

3800157600323

BOX QTY.

12



EQ. Watts:	60W	PF	> 0.5
Voltage/Frequency:	AC: 220-240V, 50Hz	Beam Angle:	300°
Luminous Flux:	550lm	Base:	E27
Commercial Type:	G95	Body Type:	Glass
LED Type:	Filament	Dimension:	95mm x 135mm
CRI:	> 80		



G125 - E27 Clear Glass

10W VT-1979

- 4422 - 2700K Warm White
- 4423 - 4500K Day White
- 4424 - 6000K White

EAN Code

- 3800157606363
- 3800157606370
- 3800157606387

BOX QTY.
 **50**




EQ. Watts:	75W	PF:	>0.5
Voltage/Frequency:	AC:220-240V,50Hz	Beam Angle:	300°
Luminous Flux:	1055lm	Base:	E27
Commercial Type:	G125	Body Type:	Glass
LED Type:	Filament	Dimension:	125mm x 177 mm
CRI:	>80		





B22-E14 Converter

SKU Code 3420

BOX QTY.
250



B22-E27 Converter

SKU Code 3419

BOX QTY.
250



E40-E27 Converter

SKU Code 3417

BOX QTY.
250



LED String Light With Euro Plug And WP Socket

VT-713

SKU Code 3673

BOX QTY.
04

15 Meter Long String

15 Holders With 1 Meter Distance



LED Spotlights

Introducing sustainable & energy efficient substitute for the power consuming 35W and 50W Halogen Spotlights. An extensive range of LED SPOTLIGHTS (1.2W - 8W)



Product Features

- Uses 80% less energy than Standard Bulbs
- Excellent Heat Radiation Efficiency
- Customized exterior for stronger body
- Choice of beam angle from 38° to 300°
- Premium Quality Power Driver
- Broad Range of holders like GU10, MR16, G9 and G4
- Wide Voltage Range from AC: 180 - 240 V , 50/60 Hz & 12 v options
- Dimmable & Non Dimmable options

Applications

Perfect choice for Hotels, Bars, Commercial & Residential Lighting and Exhibition Stands



GU 10 with Lens

7W VT-2666

- 1657 - 3000K Warm White
- 1658 - 4000K Day White
- 1659 - 6400K White

EAN Code

- 3800157601641
- 3800157601658
- 3800157601665

BOX QTY.
200

A+



EQ. Watts:	50W	PF:	>0.5
Voltage/Frequency:	AC:220-240V,50Hz	Beam Angle:	38°
Luminous Flux:	550lm	Base:	GU10
LED Type:	SMD	Body Type:	Plastic
CRI:	>80	Dimension:	50mm x 57mm



Dimmable



Dimmable GU 10 with Lens

7W VT-2886D

- 1666 - 3000K Warm White
- 1667 - 4000K Day White
- 1668 - 6400K White

EAN Code

- 3800157602075
- 3800157602082
- 3800157602099

BOX QTY.
200

A+



EQ. Watts:	50W	PF:	>0.5
Voltage/Frequency:	AC:220-240V,50Hz	Beam Angle:	38°
Luminous Flux:	550lm	Base:	GU10
LED Type:	SMD	Body Type:	Plastic
CRI:	>80	Dimension:	50mm x 57mm
Dimmable:	Yes		



GU 10 with Lens

7W VT-2778

- 1672 - 3000K Warm White
- 1673 - 4000K Day White
- 1674 - 6400K White

EAN Code

- 3800157602136
- 3800157602143
- 3800157602150

BOX QTY.
200

A+



EQ. Watts:	45W	PF:	>0.5
Voltage/Frequency:	AC: 220-240V,50Hz	Beam Angle:	110°
Luminous Flux:	500lm	Base:	GU10
LED Type:	SMD	Body Type:	Plastic
CRI:	> 80	Dimension:	50mm x 57mm



MR 16 with Lens

7W VT-1967

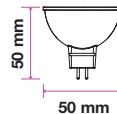
- 1663 - 3000K Warm White
- 1664 - 4000K Day White
- 1665 - 6400K White

EAN Code

- 3800157602044
- 3800157602051
- 3800157602068

BOX QTY. **200**

A+



EQ. Watts:	50W	PF:	>0.5
Voltage/Frequency:	AC/DC: 12V,50Hz	Beam Angle:	38°
Luminous Flux:	550lm	Base:	GU5.3
LED Type:	SMD	Body Type:	Plastic
CRI:	>80	Dimension:	50mm x 50mm



GU 10 with Lens

8W VT-2889

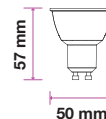
- 1693 - 3000K Warm White
- 1694 - 4000K Day White
- 1695 - 6400K White

EAN Code

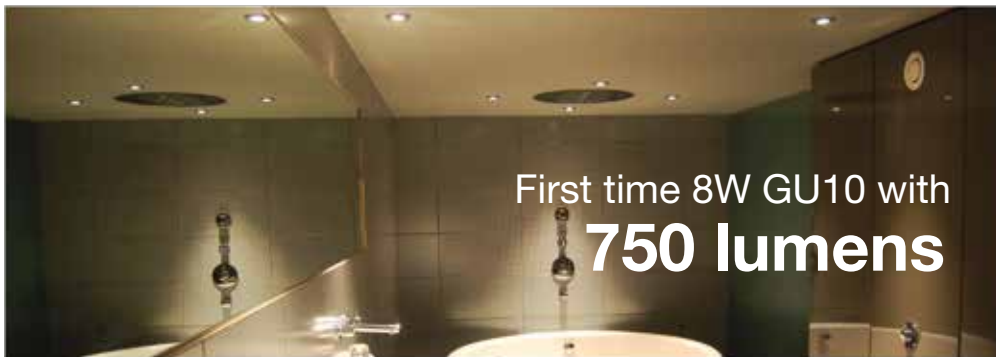
- 3800157608947
- 3800157608954
- 3800157608961

BOX QTY. **200**

A+



EQ. Watts:	80W	PF:	> 0.5
Voltage/Frequency:	AC: 220-240V,50Hz	Beam Angle:	38°
Luminous Flux:	750lm	Base:	GU10
LED Type:	SMD	Body Type:	Plastic
CRI:	> 80	Dimension:	50mm x 55mm





Milky Cover GU10

7W VT-2779

- 1682 - 3000K Warm White
- 1683 - 4000K Day White
- 1684 - 6400K White

EAN Code

- 3800157605359
- 3800157605366
- 3800157605373

BOX QTY. **200**



EQ. Watts:	45W	PF:	>0.5
Voltage/Frequency:	AC:220-240V,50Hz	Beam Angle:	110°
Luminous Flux:	500lm	Base:	GU10
LED Type:	SMD	Body Type:	Plastic
CRI:	>80	Dimension:	50mm x 57mm



Dimmable Milky Cover GU10

7W VT-2887D

- 1669 - 3000K Warm White
- 1670 - 4000K Day White
- 1671 - 6400K White

EAN Code

- 3800157602105
- 3800157602112
- 3800157602129

BOX QTY. **200**



EQ. Watts:	45W	PF:	>0.5
Voltage/Frequency:	AC:220-240V,50Hz	Beam Angle:	110°
Luminous Flux:	500lm	Base:	GU10
LED Type:	SMD	Body Type:	Plastic
CRI:	>80	Dimension:	50mm x 57mm
Dimmable:	Yes		



Milky Cover MR16

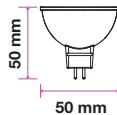
7W VT-1977

- 1688 - 3000K Warm White
- 1689 - 4000K Day White
- 1690 - 6400K White

EAN Code

- 3800157606950
- 3800157606967
- 3800157606974

BOX QTY. **200**




EQ. Watts:	45W	PF:	>0.5
Voltage/Frequency:	AC/DC: 12V,50Hz	Beam Angle:	110°
Luminous Flux:	500lm	Base:	GU5.3
LED Type:	SMD	Body Type:	Plastic
CRI:	>80	Dimension:	50mm x 50mm

NEW



BOX QTY.
50



Dimmable Spotlight- GU10

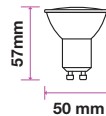
6.5W VT-2108D

EAN Code

Dimmable

- 7306 - 3000K Warm White
- 7307 - 4000K Day White
- 7308 - 6400K White

- 3800157623964
- 3800157623971
- 3800157623988



EQ. Watts:	40W	Dimmable:	Yes
Voltage/Frequency:	AC:220-240V,50Hz	PF:	> 0.5
Luminous Flux:	450lm	Beam Angle:	38°
LED Type:	SMD	Base:	GU10
CRI:	> 80	Body Type:	Plastic
		Dimension:	50mm x 57mm

NEW



BOX QTY.
50



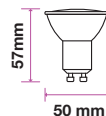
LED Spotlight- GU10

6W VT-2107

EAN Code

- 7303 - 3000K Warm White
- 7304 - 4000K Day White
- 7305 - 6400K White

- 3800157623933
- 3800157623940
- 3800157623957



EQ. Watts:	40W	PF:	> 0.5
Voltage/Frequency:	AC:220-240V,50Hz	Beam Angle:	110°
Luminous Flux:	500lm	Base:	GU10
LED Type:	SMD	Body Type:	Plastic
CRI:	> 80	Dimension:	50mm x 57mm

NEW



Milky Cover GU10

6W VT-2096

- 7310 - 3000K Warm White
- 7311 - 4000K Day White
- 7312 - 6400K White

EAN Code

- 3800157624435
- 3800157624459
- 3800157624442

BOX QTY. **200**



EQ. Watts:	45W	PF:	>0.5
Voltage/Frequency:	AC: 220-240V, 50Hz	Beam Angle:	110°
Luminous Flux:	500LM	Base:	GU10
LED Type:	SMD	Body Type:	Plastic
CRI:	>80	Dimension:	50mm x 57mm

NEW



Milky Cover GU10

5W VT-2095

EAN Code

- 7269 - 3000K Warm White
- 7270 - 4000K Day White
- 7271 - 6400K White

- 3800157623018
- 3800157623025
- 3800157623032

BOX QTY. **60**



EQ. Watts:	35W	PF:	>0.4
Voltage/Frequency:	AC:220-240V,50Hz	Beam Angle:	110°
Luminous Flux:	400lm	Base:	GU10
LED Type:	SMD	Body Type:	Plastic
CRI:	>80	Dimension:	50mm x 57mm

Milky Cover GU10

5W VT-1975

- 1685 - 3000K Warm White
- 1686 - 4000K Day White
- 1687 - 6400K White

EAN Code

- 3800157606240
- 3800157606257
- 3800157606264

BOX QTY.
200

A+



EQ. Watts:	40W	PF:	>0.4
Voltage/Frequency:	AC:220-240V,50Hz	Beam Angle:	110°
Luminous Flux:	320lm	Base:	GU10
LED Type:	SMD	Body Type:	Plastic
CRI:	>80	Dimension:	50mm x 57mm

Milky Cover GU10

3W VT-1933

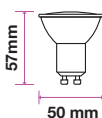
- 7126 - 3000K Warm White
- 7127 - 4000K Day White
- 7128 - 6400K White

EAN Code

- 3800157610148
- 3800157610155
- 3800157610162

BOX QTY.
200

A+



EQ. Watts:	25W	PF:	>0.4
Voltage/Frequency:	AC:220-240V,50Hz	Beam Angle:	110°
Luminous Flux:	210lm	Base:	GU10
LED Type:	SMD	Body Type:	Plastic
CRI:	>80	Dimension:	50mm x 57mm

GU10 Spotlight

2W VT-2002

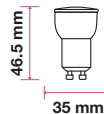
7167 - 3000K Warm White
7168 - 4000K Day White
7169 - 6400K White

EAN Code

3800157612807
3800157612814
3800157612821

BOX QTY.
200

A+



EQ. Watts:	15W	PF:	>0.4
Voltage/Frequency:	AC:220-240V,50Hz	Beam Angle:	38°
Luminous Flux:	180lm	Base:	GU10
LED Type:	SMD	Body Type:	Plastic
CRI:	>80	Dimension:	35mm x 46.5mm

MR 11 Spot light

2W VT-1992

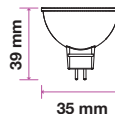
1679 - 3000K Warm White
1680 - 4000K Day White
1681 - 6400K White

EAN Code

3800157605038
3800157605045
3800157605052

BOX QTY.
200

A+



EQ. Watts:	15W	PF:	>0.4
Voltage/Frequency:	AC/DC:12V,50/60Hz	Beam Angle:	38°
Luminous Flux:	140lm	Base:	GU4
LED Type:	SMD	Body Type:	Plastic
CRI:	>80	Dimension:	35mm x 39mm

NEW



LED Spotlight-Square

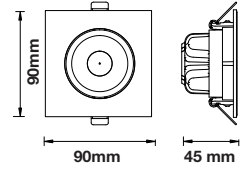
5W VT-1100

- 7332 - 3000K Warm White
- 7333 - 4000K Day White
- 7334 - 6400K White

BOX QTY.
50

EAN Code

- 3800157624855
- 3800157624862
- 3800157624879



A+

EQ. Watts:	35W	PF:	>0.9
Voltage/Frequency:	AC:100-240V,50/60Hz	Beam Angle:	68°
Luminous Flux:	350lm	Body Type:	PC+ABS
LED Type:	SMD	Dimension:	90 x 90 x 45mm
CRI:	>80	Cutting Size:	Ø75mm

NEW



LED Spotlight-Round

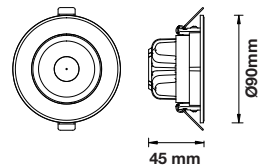
5W VT-1100

- 7329 - 3000K Warm White
- 7330 - 4000K Day White
- 7331 - 6400K White

BOX QTY.
50

EAN Code

- 3800157624824
- 3800157624831
- 3800157624848



A+

EQ. Watts:	35W	PF:	>0.9
Voltage/Frequency:	AC:100-240V,50/60Hz	Beam Angle:	68°
Luminous Flux:	350lm	Body Type:	PC+ABS
LED Type:	SMD	Dimension:	Ø90mm x 45mm
CRI:	>80	Cutting Size:	Ø75mm



BOX QTY.
100

A+



Recessed GX53

7W VT-1969

EAN Code

- 4437 - 3000K Warm White
- 4438 - 4000K Day White
- 4439 - 6400K White

- 3800157607032
- 3800157607049
- 3800157607056

EQ. Watts:	45W	PF:	> 0.5
Voltage/Frequency:	AC:220-240V,50Hz	Beam Angle:	110°
Luminous Flux:	550lm	Base:	Recessed GX53
Commercial Type:	GX53	Body Type:	Thermoplastic
LED Type:	SMD	Dimension:	75mmx 29mm
CRI:	> 80		

G4 Spot light 1pc Pack

1.5W VT-1942

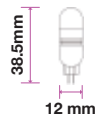
EAN Code

BOX QTY.
400

- 4463 - 3000K Warm White
- 4464 - 4000K Day White
- 4465 - 6400K White

- 3800157608978
- 3800157608985
- 3800157608992

A+



EQ. Watts:	15W	PF:	>0.4
Voltage/Frequency:	AC/DC:12V	Beam Angle:	300°
Luminous Flux:	100lm	Base:	G4
LED Type:	SMD	Body Type:	Plastic
CRI:	> 80	Dimension:	12mm x 38.5mm

NEW



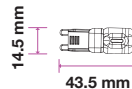
G9 Spotlight
2W VT-2102

7337 - 3000K Warm White
7338 - 4000K Day White
7339 - 6000K White

BOX QTY.
400

EAN Code
3800157625210
3800157625227
3800157625234

A++



EQ. Watts:	20W	PF:	>0.4
Voltage/Frequency:	AC: 200-240V,50/60Hz	Beam Angle:	230°
Luminous Flux:	230lm	Base:	G9
LED Type:	COB	Body Type:	GLASS
CRI:	>80	Dimension:	14.5mm x 43.5mm

NEW



G9 Spotlight -Blister Pack

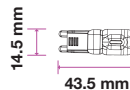
2W VT-2102

7340 - 3000K Warm White

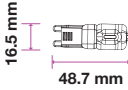
EAN Code
3800157625630

BOX QTY.
200

A++



EQ. Watts:	20W	PF:	>0.4
Voltage/Frequency:	AC: 200-240V,50/60Hz	Beam Angle:	230°
Luminous Flux:	230lm	Base:	G9
LED Type:	COB	Body Type:	GLASS
CRI:	>80	Dimension:	14.5mm x 43.5mm



BOX QTY.
400

BOX QTY.
100

G9 Spot light

2.5W VT-1946

1pc Pack
EAN Code

3pc Blister Pack EAN Code

- 7205 - 3000K Warm White 3800157616317
- 7206 - 4000K Day White 3800157616324
- 7207 - 6400K White 3800157616331

- 4358 - 3000K Warm White 3800157602716
- 4359 - 4000K Day White 3800157602723
- 4360 - 6400K White 3800157602730



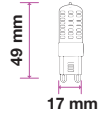
EQ. Watts:	25W	PF:	>0.4
Voltage/Frequency:	AC: 220-240V,50Hz	Beam Angle:	300°
Luminous Flux:	200lm	Base:	G9
LED Type:	SMD	Body Type:	Plastic
CRI:	>80	Dimension:	16.5mm x 48.7mm

G9 Spot light

3W VT-2003

EAN Code

BOX QTY.
500



- 7243 - 2700K Warm White 3800157620161
- 7244 - 4000K Day White 3800157620178
- 7245 - 6400K White 3800157620185



EQ. Watts:	30W	PF:	>0.4
Voltage/Frequency:	AC:220-240V,50Hz	Beam Angle:	300°
Luminous Flux:	300lm	Base:	G9
LED Type:	SMD	Body Type:	Plastic
CRI:	>80	Dimension:	17mm x 49mm

Dimmable Milky Cover-G9

3W VT-2083D

EAN Code

BOX QTY.
500



- 7253 - 2700K Warm White 3800157621656
- 7254 - 4000K Day White 3800157621663
- 7255 - 6400K White 3800157621670



EQ. Watts:	30W	PF:	>0.4
Voltage/Frequency:	AC:220-240V,50Hz	Beam Angle:	360°
Luminous Flux:	225lm	Base:	G9
LED Type:	SMD	Body Type:	Plastic
CRI:	>80	Dimension:	18.5mm x 55.5mm
Dimmable:	Yes		

A modern office interior featuring a dark wood conference table and chairs. The walls are finished with horizontal wood panels and recessed lighting. Three cylindrical surface-mounted GU10 fittings are visible on the ceiling. The floor is made of light-colored wood planks.

**SURFACE MOUNTED
GU10 FITTINGS**

Easy Installation
Elegant Design

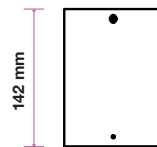
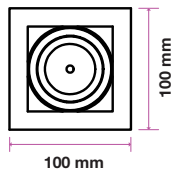


GU10 SOCKET
NOT INCLUDED

GU10 Fittings
Surface Mounted

BOX QTY.
50

Model No	VT-797
Colour:	White
SKU Code:	3630
Holder:	GU10
Material:	Ferrum
Dimension:	142 x 100 x 100 mm
EAN Code:	3800157612074

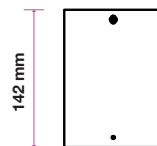
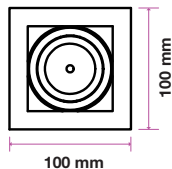


GU10 SOCKET
NOT INCLUDED

GU10 Fittings
Surface Mounted

BOX QTY.
50

Model No	VT-797
Colour:	Black
SKU Code:	3631
Holder:	GU10
Material:	Ferrum
Dimension:	142 x 100 x 100 mm
EAN Code:	3800157612081

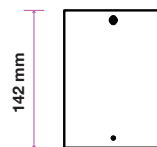
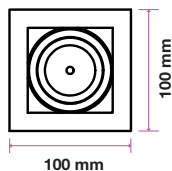


GU10 SOCKET
NOT INCLUDED

GU10 Fittings
Surface Mounted

BOX QTY.
50

Model No	VT-797
Colour:	Satin Nickle
SKU Code:	3632
Holder:	GU10
Material:	Ferrum
Dimension:	142 x 100 x 100 mm
EAN Code:	3800157612098



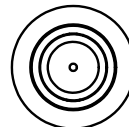


GU10 SOCKET
NOT INCLUDED

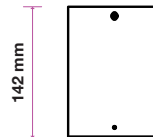
GU10 Fittings
Surface Mounted

BOX QTY.
50

Model No	VT-796
Colour:	White
SKU Code:	3627
Holder:	GU10
Material:	Ferrum
Dimension:	142 x 100 mm
EAN Code:	3800157612043



Ø100 mm



142 mm

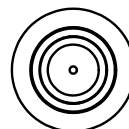


GU10 SOCKET
NOT INCLUDED

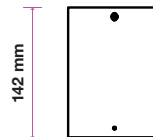
GU10 Fittings
Surface Mounted

BOX QTY.
50

Model No	VT-796
Colour:	Black
SKU Code:	3628
Holder:	GU10
Material:	Ferrum
Dimension:	142 x 100 mm
EAN Code:	3800157612050



Ø100 mm



142 mm

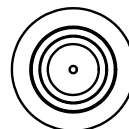


GU10 SOCKET
NOT INCLUDED

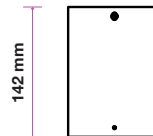
GU10 Fittings
Surface Mounted

BOX QTY.
50

Model No	VT-796
Colour:	Satin Nickel
SKU Code:	3629
Holder:	GU10
Material:	Ferrum
Dimension:	142 x 100 mm
EAN Code:	3800157612067



Ø100 mm



142 mm

NEW

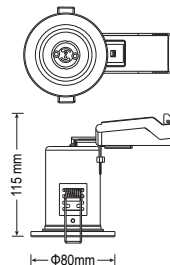


90min

BOX QTY.
50

Satin Nickel - GU10 Fixed Fire Rated Downlight Fitting

Model No	VT-701
SKU Code:	3680
Base	GU10
Material:	Steel
Shape:	Round
Color of Fixture:	Satin Nickel
Dimension:	80 x 115mm
Cutting Size:	65mm
EAN Code:	3800157626859
IP Rating:	IP20



NEW

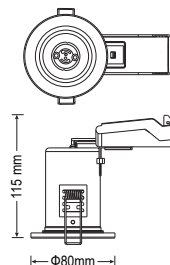


90min

BOX QTY.
50

White - GU10 Fixed Fire Rated Downlight Fitting

Model No	VT-701
SKU Code:	3681
Base	GU10
Material:	Steel
Shape:	Round
Color of Fixture:	White
Dimension:	80 x 115mm
Cutting Size:	65mm
EAN Code:	3800157626866
IP Rating:	IP20



NEW

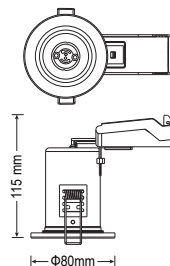


90min

BOX QTY.
100

Chrome - GU10 Fixed Fire Rated Downlight Fitting

Model No	VT-701
SKU Code:	3682
Base	GU10
Material:	Steel
Shape:	Round
Color of Fixture:	Chrome
Dimension:	80 x 115mm
Cutting Size:	65mm
EAN Code:	3800157626873
IP Rating:	IP20



NEW

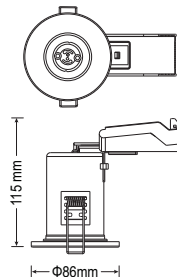


90min

BOX QTY.
40

Satin Nickel - GU10 Shower Fire Rated Downlight Fitting

Model No	VT-702
SKU Code:	3683
Base	GU10
Material:	Steel
Shape:	Round
Color of Fixture:	Satin Nickel
Dimension:	86 x 115mm
Cutting Size:	65mm
EAN Code:	3800157626880
IP Rating:	IP65



NEW

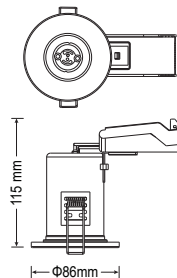


90min

BOX QTY.
40

White - GU10 Fixed Fire Rated Downlight Fitting

Model No	VT-702
SKU Code:	3684
Base	GU10
Material:	Steel
Shape:	Round
Color of Fixture:	White
Dimension:	86 x 115mm
Cutting Size:	65mm
EAN Code:	3800157626897
IP Rating:	IP65



NEW

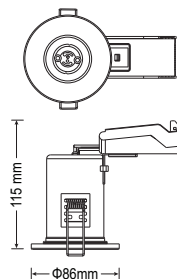


90min

BOX QTY.
40

Chrome - GU10 Fixed Fire Rated Downlight Fitting

Model No	VT-702
SKU Code:	3685
Base	GU10
Material:	Steel
Shape:	Round
Color of Fixture:	Chrome
Dimension:	86 x 115mm
Cutting Size:	65mm
EAN Code:	3800157626903
IP Rating:	IP65



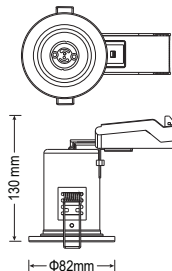
NEW



BOX QTY.
40

Satin Nickel - GU10 Tilt Fire Rated Downlight Fitting

Model No	VT-703
SKU Code:	3686
Base	GU10
Material:	Steel
Shape:	Round
Color of Fixture:	Satin Nickel
Dimension:	82 x 130mm
Cutting Size:	68mm
EAN Code:	3800157626910
IP Rating:	IP20



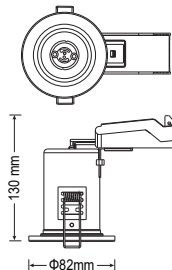
NEW



BOX QTY.
40

White - GU10 Tilt Fire Rated Downlight Fitting

Model No	VT-703
SKU Code:	3687
Base	GU10
Material:	Steel
Shape:	Round
Color of Fixture:	White
Dimension:	82 x 130mm
Cutting Size:	68mm
EAN Code:	3800157626927
IP Rating:	IP20



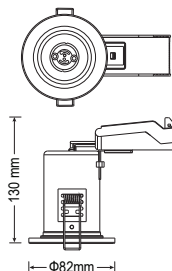
NEW



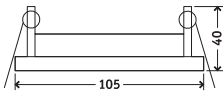
BOX QTY.
40

Chrome - GU10 Tilt Fire Rated Downlight Fitting

Model No	VT-703
SKU Code:	3688
Base	GU10
Material:	Steel
Shape:	Round
Color of Fixture:	Chrome
Dimension:	82 x 130mm
Cutting Size:	68mm
EAN Code:	3800157626934
IP Rating:	IP20



NEW

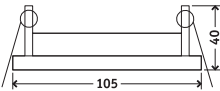


BOX QTY.
50

Gx53 Fittings

Model No	VT-715
SKU Code:	3675
Base	Gx53
Material:	Iron
Shape:	Round
Color of Fixture:	White
Dimension:	Φ105mm X 40mm
Cutting Size:	Φ90mm
EAN Code:	3800157625241

NEW

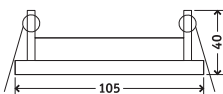


BOX QTY.
50

Gx53 Fittings

Model No	VT-715
SKU Code:	3676
Base	Gx53
Material:	Iron
Shape:	Round
Color of Fixture:	Gold
Dimension:	Φ105mm X 40mm
Cutting Size:	Φ90mm
EAN Code:	3800157625258

NEW



BOX QTY.
50

Gx53 Fittings

Model No	VT-715
SKU Code:	3677
Base	Gx53
Material:	Iron
Shape:	Round
Color of Fixture:	Chrome
Dimension:	Φ105mm X 40mm
Cutting Size:	Φ90mm
EAN Code:	3800157625265

GU10 SOCKET
NOT INCLUDED



BOX QTY.

36

BOX QTY.


36

NEW

Gypsum Fitting

Model No:	VT-716	VT-716
SKU Code:	3666	3667
Base:	1XGU10	1XGU10
Material:	Gypsum	Gypsum
Shape:	Square	Round
Color of Fixture:	White	White
Dimension:	75 x 75 x 75mm	∅70 x 75mm
EAN Code:	3800157624732	3800157624749

GU10 SOCKET
NOT INCLUDED



BOX QTY.

36

BOX QTY.

36


NEW

Aluminium Fitting

Model No:	VT-727	VT-727
SKU Code:	3664	3665
Base:	GU10	GU10
Material:	Gypsum	Gypsum
Shape:	Square	Round
Color of Fixture:	White	White
Dimension:	70 x 70 x 75mm	∅70 x 75mm
EAN Code:	3800157624589	3800157624596

GU10 SOCKET

NOT INCLUDED



Gypsum Fitting

	VT-762	BOX QTY.	VT-763	BOX QTY.	VT-764	BOX QTY.
Model No:	VT-762	20	VT-763	24	VT-764	20
SKU Code:	3648		3649		3650	
Base:	GU10		GU10		GU10	
Material:	Gypsum		Gypsum		Gypsum	
Shape:	Square		Square		Round	
Color of Fixture:	White		White		White	
Dimension:	290 x 140 x 80mm		190 x 140 x 80mm		Φ140 x 40mm	
Cutting Size:	215 x 120mm		120 x 120mm		Φ100mm	
EAN Code:	3800157618588		3800157618595		3800157618601	

GU10 SOCKET

NOT INCLUDED



Gypsum Fitting

	VT-765	BOX QTY.	VT-771	BOX QTY.	VT-772	BOX QTY.
Model No:	VT-765	30	VT-771	20	VT-772	20
SKU Code:	3651		3652		3653	
Base:	GU10		GU10		GU10	
Material:	Gypsum		Gypsum		Gypsum	
Shape:	Square		Round		Square	
Color of Fixture:	White		White		White	
Dimension:	170 x 120 x 35mm		Φ140 x 140 x 45mm		190 x 140 x 80mm	
Cutting Size:	100 x 100mm		Φ103mm		121 x 121mm	
EAN Code:	3800157618618		3800157618625		3800157618632	
IP Rating:						

GU10 SOCKET
NOT INCLUDED



Gypsum Fitting

Model No:	VT-773	VT-776
SKU Code:	3654	3640
Base:	GU10	GU10
Material:	Gypsum	Gypsum
Shape:	Round	Round
Color of Fixture:	White	White
Dimension:	Ø130 x 70mm	Ø120 x 40mm
Cutting Size:	Ø132mm	Ø50mm
EAN Code:	3800157618649	3800157616348

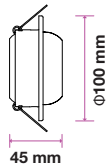
GU10 SOCKET
NOT INCLUDED



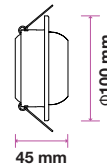
Aluminium Fitting

Model No:	VT-776	VT-714
SKU Code:	3641	3674
Base:	GU10	GU10
Material:	Gypsum	Gypsum
Shape:	Square	Square
Color of Fixture:	White	White
Dimension:	190 x 140 x 60mm	120 x 120 x 45mm
Cutting Size:	120x 50mm	
EAN Code:	3800157616355	3800157625180

GU10 SOCKET
NOT INCLUDED



BOX QTY.
100

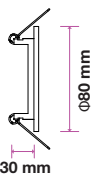


BOX QTY.
100

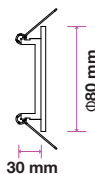
Ferrum Fitting

Model No:	VT-780	VT-780
SKU Code:	3593	3594
Base:	GU10	GU10
Material:	Ferrum	Ferrum
Shape:	Round	Round
Color of Fixture:	White	Satin Nickel
Dimension:	Ø100 x 45mm	Ø100 x 45mm
Cutting Size:	Ø90mm	Ø90mm
EAN Code:	3800157607223	3800157607230
IP Rating:		

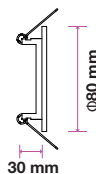
GU10 SOCKET
NOT INCLUDED



BOX QTY.
200



BOX QTY.
200


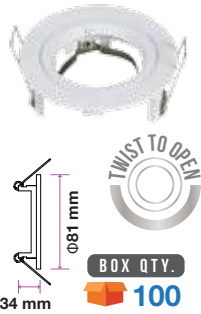


BOX QTY.
200

Ferrum Fitting

Model No:	VT-778	VT-778	VT-778
SKU Code:	3584	3585	3586
Base:	GU10	GU10	GU10
Material:	Ferrum	Ferrum	Ferrum
Shape:	Round	Round	Round
Color of Fixture:	White	Satin Nickel	Chrome
Dimension:	Ø80 x 30mm	Ø80 x 30mm	Ø80 x 30mm
Cutting Size:	Ø65mm	Ø65mm	Ø65mm
EAN Code:	3800157607131	3800157607148	3800157607155

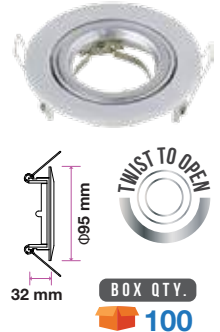


GU10 SOCKET
NOT INCLUDED



Aluminium Fitting

Model No:	VT-774	VT-774	VT-774
SKU Code:	3642	3643	3644
Base:	GU10	GU10	GU10
Material:	Aluminium	Aluminium	Aluminium
Shape:	Round	Round	Round
Color of Fixture:	White	Satin Nickel	Metallic Grey
Dimension:	Ø81 x 34mm	Ø81 x 34mm	Ø81 x 34mm
Cutting Size:	Ø73mm	Ø73mm	Ø73mm
EAN Code:	3800157617086	3800157617093	3800157617109

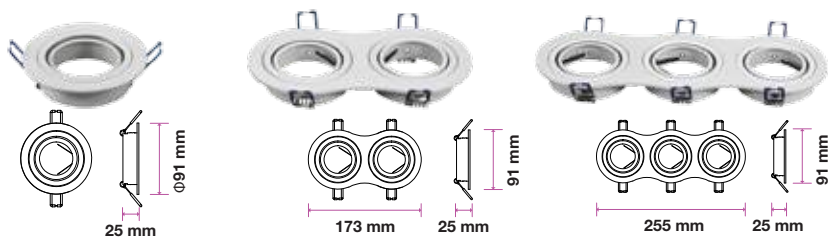
GU10 SOCKET
NOT INCLUDED



Aluminium Fitting

Model No:	VT-775	VT-775	VT-775
SKU Code:	3645	3646	3647
Base:	GU10	GU10	GU10
Material:	Aluminium	Aluminium	Aluminium
Shape:	Round	Round	Round
Color of Fixture:	White	Satin Nickel	Metallic Grey
Dimension:	Ø95 x 32mm	Ø95 x 32mm	Ø95 x 32mm
Cutting Size:	Ø85mm	Ø85mm	Ø85mm
EAN Code:	3800157617116	3800157617123	3800157617130

GU10 SOCKET
NOT INCLUDED



BOX QTY.
 100

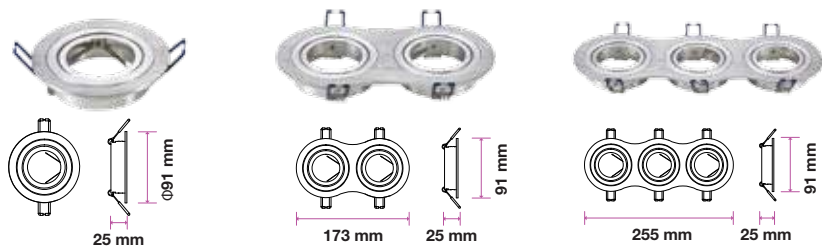
BOX QTY.
 50

BOX QTY.
 50

Aluminium Fitting

Model No:	VT-782	VT-783	VT-784
SKU Code:	3599	3601	3603
Base:	GU10	GU10	GU10
Material:	Aluminum	Aluminum	Aluminum
Shape:	Round	Round	Round
Color of Fixture:	White	White	White
Dimension:	Ø91 x 25mm	173 x 91 x 25mm	255 x 91 x 25
Cutting Size:	Ø75mm	155 x 75mm	235 x 75
EAN Code:	3800157607285	3800157607308	3800157607322

GU10 SOCKET
NOT INCLUDED



BOX QTY.
 100

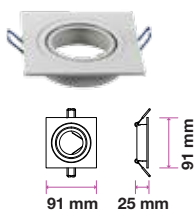
BOX QTY.
 50

BOX QTY.
 50

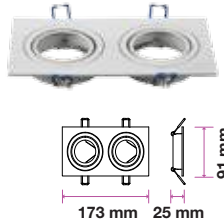
Aluminium Fitting

Model No:	VT-782	VT-783	VT-784
SKU Code:	3600	3602	3604
Base:	GU10	GU10	GU10
Material:	Aluminum	Aluminum	Aluminum
Shape:	Round	Round	Round
Color of Fixture:	Aluminum Brush	Aluminum Brush	Aluminum Brush
Dimension:	Ø91 x 25mm	173 x 91 x 25mm	255 x 91 x 25mm
Cutting Size:	Ø75mm	155 x 75mm	235 x 75mm
EAN Code:	3800157607292	3800157607315	3800157607339

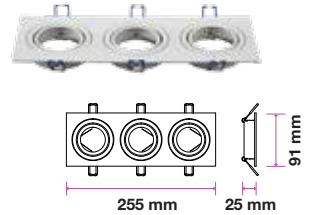
GU10 SOCKET
 NOT INCLUDED



BOX QTY.
100



BOX QTY.
50

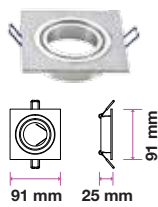


BOX QTY.
50


Aluminium Fitting

Model No:	VT-782	VT-783	VT-784
SKU Code:	3605	3607	3609
Base:	GU10	GU10	GU10
Material:	Aluminum	Aluminum	Aluminum
Shape:	Square	Square	Square
Color of Fixture:	White	White	White
Dimension:	91 x 91 x 25mm	173 x 91 x 25mm	255 x 91 x 25mm
Cutting Size:	75mm	155 x 75mm	235 x 75mm
EAN Code:	3800157607346	3800157607360	3800157607384


GU10 SOCKET
 NOT INCLUDED



BOX QTY.
100



BOX QTY.
50

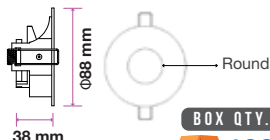


BOX QTY.
50

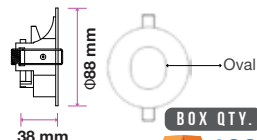
Aluminium Fitting

Model No:	VT-782	VT-783	VT-784
SKU Code:	3606	3608	3610
Base:	GU10	GU10	GU10
Material:	Aluminum	Aluminum	Aluminum
Shape:	Square	Square	Square
Color of Fixture:	Aluminum Brush	Aluminum Brush	Aluminum Brush
Dimension:	91 x 91 x 25mm	173 x 91 x 25mm	255 x 91 x 25mm
Cutting Size:	75mm	155 x 75mm	235 x 75mm
EAN Code:	3800157607353	3800157607377	3800157607391

GU10 SOCKET
 NOT INCLUDED



BOX QTY.
100

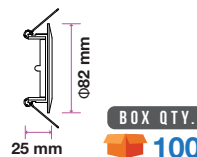
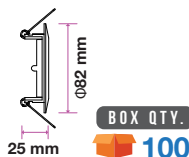
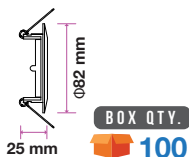


BOX QTY.
100

Aluminium Fitting

Model No:	VT-785	VT-786
SKU Code:	3611	3612
Base:	GU10	GU10
Material:	Aluminum	Aluminum
Shape:	Round	Round
Color of Fixture:	White	White
Dimension:	Ø88 x 38mm	Ø88 x 38mm
Cutting Size:	Ø75mm	Ø75mm
EAN Code:	3800157607407	3800157607414

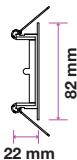
GU10 SOCKET
 NOT INCLUDED



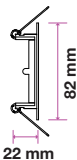
Aluminium Fitting

Model No:	VT-7227	VT-7227	VT-7227
SKU Code:	3469	3470	3471
Base:	Ferrum	GU10	GU10
Material:	Ferrum	Ferrum	Ferrum
Shape:	Round	Round	Round
Color of Fixture:	White	Satin Nickel	Stainless Steel
Dimension:	Ø82 x 25mm	Ø82 x 25mm	Ø82 x 25mm
Cutting Size:	Ø74mm	Ø74mm	Ø74mm
EAN Code:	3800157605885	3800157605892	3800157605908

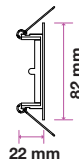
GU10 SOCKET
NOT INCLUDED



BOX QTY.
100



BOX QTY.
100



BOX QTY.
100

Aluminium Fitting

Model No:	VT-7227	VT-7227	VT-7227
SKU Code:	3472	3473	3474
Holder:	GU10	GU10	GU10
Material:	Ferrum	Ferrum	Ferrum
Based:	Recessed	Recessed	Recessed
Body Color:	White	Satin Nickel	Stainless Steel
Shape:	Square	Square	Square
Dimension:	82 x 82 x22mm	82 x 82 x22mm	82 x 82 x22mm
Cutting Size:	74 x74mm	74 x74mm	74 x74mm
EAN Code:	3800157605915	3800157605922	3800157605939

ZOOM
FITTINGS

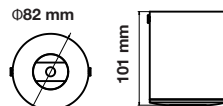


ZOOM
FITTINGS



IP54
RATED

BOX QTY.
50



GU10 SOCKET
NOT INCLUDED

NEW

Aluminium Fitting

Model No:	VT-700	VT-700	VT-711
SKU Code:	3689	3690	3669
Base:	GU10	GU10	GU10
Material:	Aluminum	Aluminum	Aluminum
Shape:	Round	Round	Round
Color of Fixture:	White	Satin Nickel	White
Dimension:	Φ102 x 46mm	Φ102 x 46mm	Φ82 x 101mm
Cutting Size:	Φ93mm	Φ93mm	N/A
EAN Code:	3800157628501	3800157628518	3800157625135
IP Rating:	IP20	IP20	IP54

GU10 SOCKET
NOT INCLUDED



Aluminium Fitting

Model No:	VT-787	VT-787
SKU Code:	3615	3616
Base:	GU10	GU10
Material:	Zinc alloy+Ferrum +Glass	Zinc alloy+Ferrum +Glass
Shape:	Square	Square
Color of Fixture:	White	Satin Nickel
Dimension:	84 x 84 x 38mm	84 x 84 x 38mm
Cutting Size:	Ø75mm	Ø75mm
EAN Code:	3800157607445	3800157607452
IP Rating:	IP54	IP54

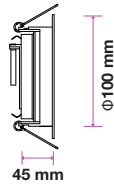
GU10 SOCKET
NOT INCLUDED



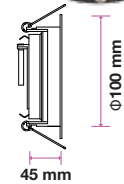
Aluminium Fitting

Model No:	VT-787	VT-787
SKU Code:	3613	3614
Base:	GU10	GU10
Material:	Zinc alloy+Ferrum +Glass	Zinc alloy+Ferrum +Glass
Shape:	Round	Round
Color of Fixture:	White	Satin Nickel
Dimension:	Ø84 x 38mm	Ø84 x 38mm
Cutting Size:	Ø75	Ø75mm
EAN Code:	3800157607421	3800157607438
IP Rating:	IP54	IP54

GU10 SOCKET
 NOT INCLUDED



BOX QTY.
 100

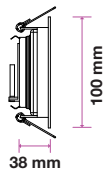


BOX QTY.
 100

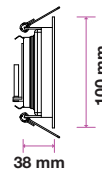
Aluminum+Ferrum Fitting

Model No:	VT-781	VT-781
SKU Code:	3595	3596
Base:	GU10	GU10
Material:	Aluminum+Ferrum	Aluminum+Ferrum
Shape:	Round	Round
Color of Fixture:	White	Satin Nickel
Dimension:	Ø100 x 45mm	Ø100 x 38mm
Cutting Size:	Ø90mm	Ø90mm
EAN Code:	3800157607247	3800157607254

GU10 SOCKET
 NOT INCLUDED



BOX QTY.
 100



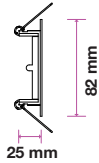
BOX QTY.
 100

Aluminum+Ferrum Fitting

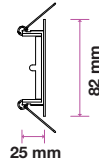
Model No:	VT-781	VT-781
SKU Code:	3597	3598
Base:	GU10	GU10
Material:	Aluminum+Ferrum	Aluminum+Ferrum
Shape:	Square	Square
Color of Fixture:	White	Satin Nickel
Dimension:	100 x 100 x 38mm	100 x 100 x 38mm
Cutting Size:	90 x 90mm	90 x 90mm
EAN Code:	3800157607261	3800157607278

GU10 SOCKET

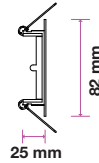
■ NOT INCLUDED ■



BOX QTY.
100



BOX QTY.
100



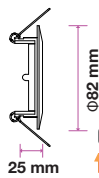
BOX QTY.
100

Zinc Alloy Fitting

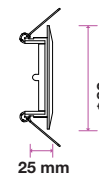
Model No:	VT-779	VT-779	VT-779
SKU Code:	3590	3591	3592
Base:	GU10	GU10	GU10
Material:	Zinc alloy	Zinc alloy	Zinc alloy
Shape:	Square	Square	Square
Color of Fixture:	White	Satin Nickel	Chrome
Dimension:	82 x 82 x25mm	82 x 82 x25mm	82 x 82 x25mm
Cutting Size:	Φ74mm	Φ74mm	Φ74mm
EAN Code:	3800157607193	3800157607209	3800157607216

GU10 SOCKET

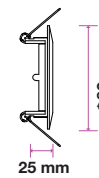
■ NOT INCLUDED ■



BOX QTY.
100




BOX QTY.
100



BOX QTY.
100

Zinc Alloy Fitting

Model No:	VT-779	VT-779	VT-779
SKU Code:	3587	3588	3589
Base:	GU10	GU10	GU10
Material:	Zinc Alloy	Zinc alloy	Zinc alloy
Shape:	Round	Round	Round
Color of Fixture:	White	Satin Nickel	Chrome
Dimension:	Φ82 x 25mm	Φ82 x 25mm	Φ82 x 25mm
Cutting Size:	Φ74mm	Φ74mm	Φ74mm
EAN Code:	3800157607162	3800157607179	3800157607186



GU10
Ceiling/wall **Fitting**

BOX QTY.
20

BOX QTY.
20

BOX QTY.
10

SKU CODE	3617	3618	3619
DESCRIPTION	1 x GU10 Track Fitting White	2 x GU10 Track Fitting White	3 x GU10 Track Fitting White
EAN CODE	3800157607469	3800157607476	3800157607483



GU10 Lamp Holder
With PVC Cable

BOX QTY.
500
5 PCS PACK AVAILABLE
SKU-34235



GU10 Lamp Holder
With PVC Cable

BOX QTY.
500

SKU Code	3423
Material	Ceramic
Wire Length	150mm
EAN Code	3800157607827

ModelNo.	VT-791
SKU Code	3620
Material	Ceramic
Wire Length	158mm
EAN Code	3800157607704



MR16 Lamp Holder
With PVC Cable

5 PCS PACK

BOX QTY.
100

ModelNo.	VT-7889
SKU Code	36265
Material	Ceramic
Wire Length	150mm
EAN Code	3800157609999

LED Floodlights

V-TAC's LED Floodlights are ideal for lighting Driveways, Gardens and Buildings. These energy efficient lights emit Bright, Vibrant Light and are an eco friendly replacement for traditional Halogen Floodlights and Metal Halide fixtures.



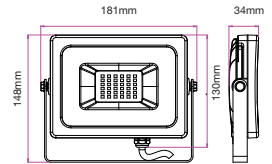
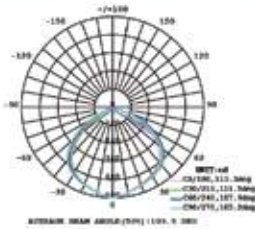
Product Features

- Available in White , Warm White, Day White and RGB light output option
- Available from 10W up to 1000W
- Premium Quality Aluminium Alloy body
- Fascia glass sealed with SILICONE RUBBER ensuring superior waterproof / airtight performance
- High Power LED chip
- Built in constant current driver
- Built in Power supply, No external ballast required

Applications

Widely used for Lighting Driveways, Gardens & Buildings, Commercial Bill Boards & Hoardings, Plazas, Sports Grounds & Parking Lots

LUMINOUS INTENSITY DISTRIBUTION DIAGRAM



20W VT-4922


EAN Code

- 5789 - 3000K Warm White
- 5790 - 4000K Day White
- 5791 - 6400K White

- 3800157614634
- 3800157614641
- 3800157614658

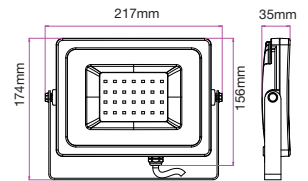
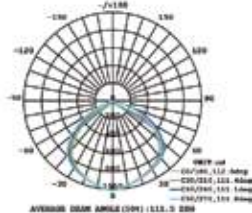


Sensor Compatible:	Yes	Beam Angle:	100°
Voltage/Frequency:	AC:220-240V/50Hz	Color of Fixture:	White
Luminous Flux:	1600lm	Body Type:	Die casting Aluminium
CRI:	>70	IP Rating:	IP65
PF:	>0.9	Dimension:	148x181x34mm



Note: The curves indicate the illuminated area and the average illumination when the luminaire is at a different distance.

LUMINOUS INTENSITY DISTRIBUTION DIAGRAM



30W VT-4933


EAN Code

- 5808 - 4000K Day White
- 5809 - 6400K White

- 3800157614825
- 3800157614832


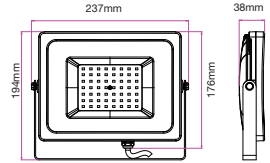



Sensor Compatible:	Yes	Beam Angle:	100°
Voltage/Frequency:	AC:220-240V/50Hz	Color of Fixture:	White
Luminous Flux:	2550lm	Body Type:	Die casting Aluminium
CRI:	>70	IP Rating:	IP65
PF:	>0.9	Dimension:	217 x174 x35mm



Note: The curves indicate the illuminated area and the average illumination when the luminaire is at a different distance.

LUMINOUS INTENSITY DISTRIBUTION DIAGRAM



Note: The Curves indicate the illuminated area and the average illumination when the luminance is at different distance.

50W VT-4955

EAN Code


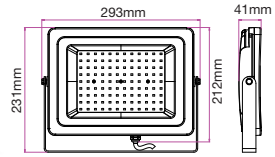

- 5825 - 3000K Warm White
- 5826 - 4000K Day White
- 5827 - 6400K White

- 3800157614993
- 3800157615006
- 3800157615013



Sensor Compatible: Yes	Beam Angle: 100°
Voltage/Frequency: AC:220-240V/50Hz	Color of Fixture: White
Luminous Flux: 4250lm	Body Type: Die casting Aluminium
CRI: >70	IP Rating: IP65
PF: >0.9	Dimension: 237 x 194 x 38mm

LUMINOUS INTENSITY DISTRIBUTION DIAGRAM



Note: The Curves indicate the illuminated area and the average illumination when the luminance is at different distance.

100W VT-49100

EAN Code


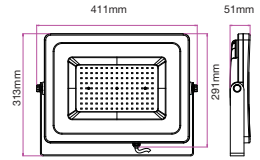

- 5843 - 3000K Warm White
- 5844 - 4000K Day White
- 5845 - 6400K White

- 3800157615174
- 3800157615181
- 3800157615198



Sensor Compatible: Yes	Beam Angle: 100°
Voltage/Frequency: AC:220-240V/50Hz	Color of Fixture: White
Luminous Flux: 8500lm	Body Type: Die casting Aluminium
CRI: >70	IP Rating: IP65
PF: >0.9	Dimension: 293 x 41 x 231mm

LUMINOUS INTENSITY DISTRIBUTION DIAGRAM



150W VT-49150

5855 - 3000K Warm White
5857 - 6400K White

EAN Code

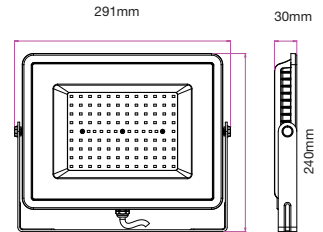
3800157615297
3800157615310




BOX QTY.
02

Sensor Compatible: Yes	Beam Angle: 100°
Voltage/Frequency: AC:220-240V/50Hz	Color of Fixture: White
Luminous Flux: 12750lm	Body Type: Die casting Aluminium
CRI: >70	IP Rating: IP65
PF: >0.9	Dimension: 411 x 313 x 51mm

NEW



LUMINOUS INTENSITY DISTRIBUTION DIAGRAM



100W VT-49101

5970 - 3000K Warm White
5971 - 4000K Day White
5972 - 6400K White

EAN Code

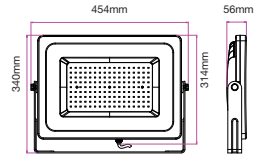
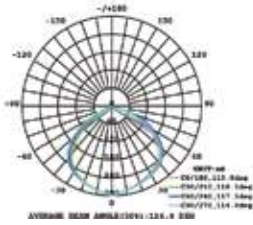
3800157626231
3800157626248
3800157626255



BOX QTY.
04

Sensor Compatible: Yes	Beam Angle: 100°
Voltage/Frequency: AC:220-240V/50Hz	Color of Fixture: White
Luminous Flux: 8500lm	Body Type: Aluminium Die Cast
CRI: >70	IP Rating: IP65
PF: >0.9	Dimension: 291x 240 x 30mm

LUMINOUS INTENSITY DISTRIBUTION DIAGRAM



200W VT-49200

EAN Code

5909 - 4000K Day White
5910 - 6400K White

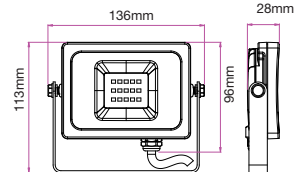
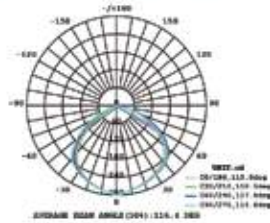
3800157619431
3800157619448



BOX QTY.
02

Sensor Compatible: Yes	Beam Angle: 100°
Voltage/Frequency: AC:200-240V/50Hz	Color of Fixture: White
Luminous Flux: 17000lm	Body Type: Die casting Aluminium
CRI: >70	IP Rating: IP65
PF: >0.9	Dimension: 454 x 340 x 56mm

LUMINOUS INTENSITY DISTRIBUTION DIAGRAM



10W VT-4911

EAN Code

5776 - 6400K White


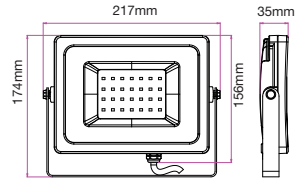
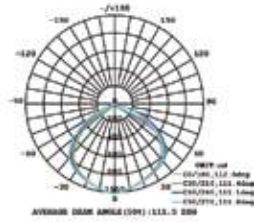
3800157614504



BOX QTY.
20

Sensor Compatible: Yes	Beam Angle: 100°
Voltage/Frequency: AC:220-240V/50Hz	Color of Fixture: Grey / Black
Luminous Flux: 800lm	Body Type: Die casting Aluminium
CRI: >70	IP Rating: IP65
PF: >0.9	Dimension: 136 x 113 x 28mm

LUMINOUS INTENSITY DISTRIBUTION DIAGRAM



Note: The Curves indicate the illuminated area and the average illumination when the luminaire is at different distance.

30W VT-4933

5811 - 4000K Day White

EAN Code

3800157614856


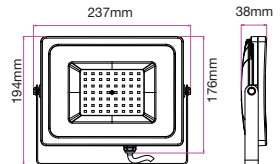



BOX QTY.

20

Sensor Compatible:	Yes	Beam Angle:	100°
Voltage/Frequency:	AC:220-240V/50Hz	Color of Fixture:	Grey / Black
Luminous Flux:	2550lm	Body Type:	Die casting Aluminium
CRI:	>70	IP Rating:	IP65
PF:	>0.9	Dimension:	217 x 174 x 35mm

LUMINOUS INTENSITY DISTRIBUTION DIAGRAM



Note: The Curves indicate the illuminated area and the average illumination when the luminaire is at different distance.

50W VT-4955

5830 - 6400K White

EAN Code

3800157615044


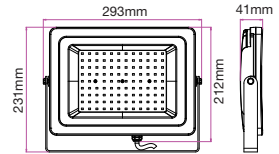



BOX QTY.

10

Sensor Compatible:	Yes	Beam Angle:	100°
Voltage/Frequency:	AC:220-240V/50Hz	Color of Fixture:	Grey / Black
Luminous Flux:	4250lm	Body Type:	Die casting Aluminium
CRI:	>70	IP Rating:	IP65
PF:	>0.9	Dimension:	237 x 194 x 38mm

LUMINOUS INTENSITY DISTRIBUTION DIAGRAM



Note: The Curves indicate the illuminated area and the average illumination when the luminaires is at a different distance.

100W VT-49100

EAN Code


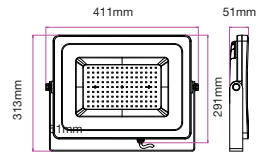

- 5846 - 3000K Warm White
- 5847 - 4000K Day White
- 5848 - 6400K White

- 3800157615204
- 3800157615211
- 3800157615228



Sensor Compatible: Yes	Beam Angle: 100°
Voltage/Frequency: AC:220-240V/50Hz	Color of Fixture: Grey / Black
Luminous Flux: 8500lm	Body Type: Die casting Aluminium
CRI: >70	IP Rating: IP65
PF: >0.9	Dimension: 293 x231x 41mm

LUMINOUS INTENSITY DISTRIBUTION DIAGRAM



Note: The Curves indicate the illuminated area and the average illumination when the luminaires is at a different distance.

150W VT-49150

EAN Code


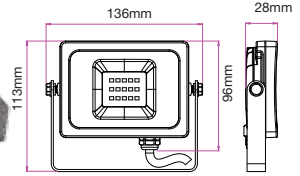
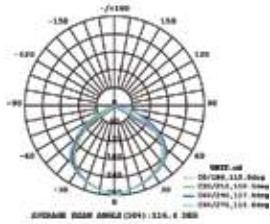
- 5858 - 3000K Warm White
- 5859 - 4000K Day White
- 5860 - 6400K White

- 3800157615327
- 3800157615334
- 3800157615341



Sensor Compatible: Yes	Beam Angle: 100°
Voltage/Frequency: AC:220-240V/50Hz	Color of Fixture: Grey / Black
Luminous Flux: 12750lm	Body Type: Die casting Aluminium
CRI: >70	IP Rating: IP65
PF: >0.9	Dimension: 411x313 x 51mm

LUMINOUS INTENSITY DISTRIBUTION DIAGRAM



Note: The Curves indicate the illuminated area and the average illumination when the luminaire is at a different distance.

10W VT-4911
5779 - 6400K White


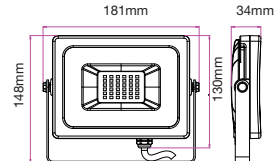
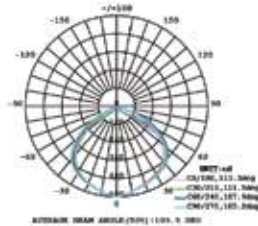
EAN Code
3800157614535



BOX QTY.
20

Sensor Compatible: Yes	Beam Angle: 100°
Voltage/Frequency: AC:220-240V/50Hz	Color of Fixture: Black
Luminous Flux: 800lm	Body Type: Die casting Aluminium
CRI: >70	IP Rating: IP65
PF: >0.9	Dimension: 136x211x8mm

LUMINOUS INTENSITY DISTRIBUTION DIAGRAM



Note: The Curves indicate the illuminated area and the average illumination when the luminaire is at a different distance.

20W VT-4922
5796 - 4000K Day White
5797 - 6400K White


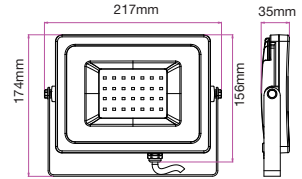
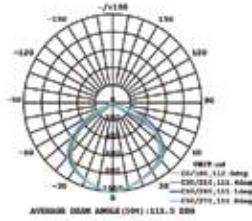
EAN Code
3800157614702
3800157614719



BOX QTY.
20

Sensor Compatible: Yes	Beam Angle: 100°
Voltage/Frequency: AC:220-240V/50Hz	Color of Fixture: Black
Luminous Flux: 1600lm	Body Type: Die casting Aluminium
CRI: >70	IP Rating: IP65
PF: >0.9	Dimension: 181x148x34mm

LUMINOUS INTENSITY DISTRIBUTION DIAGRAM



Note: The Curves indicate the illuminated area and the average illumination when the distance is at different distance.

30W VT-4933

EAN Code


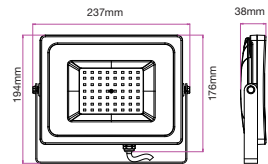

- 5813 - 3000K Warm White
- 5814 - 4000K Day White
- 5815 - 6400K White

- 3800157614870
- 3800157614887
- 3800157614894



Sensor Compatible:	Yes	Beam Angle:	100°
Voltage/Frequency:	AC:220-240V/50Hz	Color of Fixture:	Black
Luminous Flux:	2550lm	Body Type:	Die casting Aluminium
CRI:	>70	IP Rating:	IP65
PF:	>0.9	Dimension:	217 x174 x 35mm

LUMINOUS INTENSITY DISTRIBUTION DIAGRAM



Note: The Curves indicate the illuminated area and the average illumination when the distance is at different distance.

50W VT-4955

EAN Code

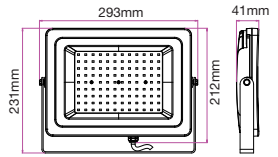

- 5832 - 4000K Day White
- 5833 - 6400K White

- 3800157615068
- 3800157615075



Sensor Compatible:	Yes	Beam Angle:	100°
Voltage/Frequency:	AC:220-240V/50Hz	Color of Fixture:	Black
Luminous Flux:	4250lm	Body Type:	Die casting Aluminium
CRI:	>70	IP Rating:	IP65
PF:	>0.9	Dimension:	237 x194 x38mm

LUMINOUS INTENSITY DISTRIBUTION DIAGRAM



100W VT-49100

EAN Code

5849 - 3000K Warm White

3800157615235

5850 - 4000K Day White


3800157615242

5851 - 6400K White

3800157615259

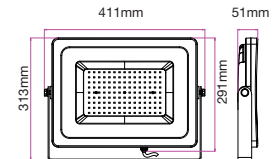



Sensor Compatible:	Yes	Beam Angle:	100°
Voltage/Frequency:	AC:220-240V/50Hz	Color of Fixture:	Black
Luminous Flux:	8500lm	Body Type:	Die casting Aluminium
CRI:	>70	IP Rating:	IP65
PF:	>0.9	Dimension:	293 x 231 x 41mm



Note: The Curves indicate the illuminated area and the average illumination when the luminaire is at a different distance.

LUMINOUS INTENSITY DISTRIBUTION DIAGRAM



150W VT-49150

EAN Code

5861 - 3000K Warm White

3800157615358

5862 - 4000K Day White


3800157615365

5863 - 6400K White

3800157615372



Sensor Compatible:	Yes	Beam Angle:	100°
Voltage/Frequency:	AC:220-240V/50Hz	Color of Fixture:	Black
Luminous Flux:	12750lm	Body Type:	Die casting Aluminium
CRI:	>70	IP Rating:	IP65
PF:	>0.9	Dimension:	411x 313 x 51mm



Note: The Curves indicate the illuminated area and the average illumination when the luminaire is at a different distance.



200W VT-49200

5911 - 4000K Day White
5912 - 6400K White


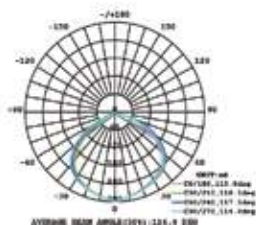
EAN Code

3800157619455
3800157619462

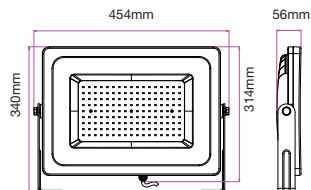


Sensor Compatible:	Yes	Beam Angle:	100°
Voltage/Frequency:	AC:200-240V/50Hz	Color of Fixture:	Black
Luminous Flux:	17000lm	Body Type:	Die casting Aluminium
CRI:	>70	IP Rating:	IP65
PF:	>0.9	Dimension:	454 x340 x 56mm

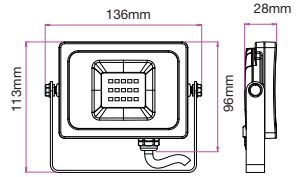
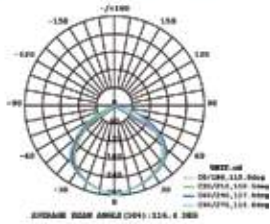
LUMINOUS INTENSITY DISTRIBUTION DIAGRAM



Note: The Curves Indicate the Illuminated area and the average illumination when the luminaire is at different distance.



LUMINOUS INTENSITY DISTRIBUTION DIAGRAM



10W VT-4911
5782 - 6400K White

EAN Code
3800157614566

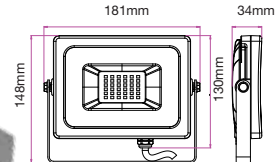
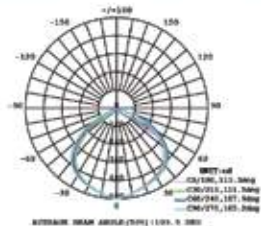


BOX QTY.
20

Sensor Compatible: Yes	Beam Angle: 100°
Voltage/Frequency: AC:220-240V/50Hz	Color of Fixture: Grey
Luminous Flux: 800lm	Body Type: Die casting Aluminium
CRI: >70	IP Rating: IP65
PF: >0.9	Dimension: 136 x113 x28mm

Note: The Curves indicate the illuminated area and the average illumination when the luminaire is at a different distance.

LUMINOUS INTENSITY DISTRIBUTION DIAGRAM



20W VT-4922
5799 - 4000K Day White
5800 - 6400K White

EAN Code
3800157614733
3800157614740


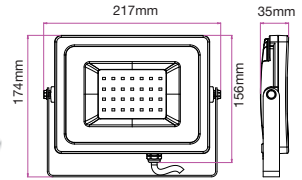
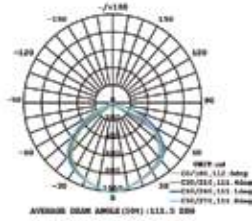


BOX QTY.
20

Sensor Compatible: Yes	Beam Angle: 100°
Voltage/Frequency: AC:220-240V/50Hz	Color of Fixture: Grey
Luminous Flux: 1600lm	Body Type: Die casting Aluminium
CRI: >70	IP Rating: IP65
PF: >0.9	Dimension: 181x148x34mm

Note: The Curves indicate the illuminated area and the average illumination when the luminaire is at a different distance.

LUMINOUS INTENSITY DISTRIBUTION DIAGRAM



Note: The Curves indicate the illuminated area and the average illumination when the luminaire is at different distances.

30W VT-4933

- 5816 - 3000K Warm White
- 5817 - 4000K Day White
- 5818 - 6400K White


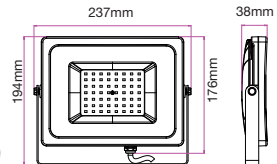
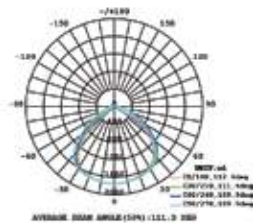
EAN Code

- 3800157614900
- 3800157614917
- 3800157614924



Sensor Compatible:	Yes	Beam Angle:	100°
Voltage/Frequency:	AC:220-240V/50Hz	Color of Fixture:	Grey
Luminous Flux:	2550lm	Body Type:	Die casting Aluminium
CRI:	>70	IP Rating:	IP65
PF:	>0.9	Dimension:	217 x 174 x 35mm

LUMINOUS INTENSITY DISTRIBUTION DIAGRAM



Note: The Curves indicate the illuminated area and the average illumination when the luminaire is at different distances.

50W VT-4955

- 5834 - 3000K Warm White
- 5835 - 4000K Day White
- 5836 - 6400K White


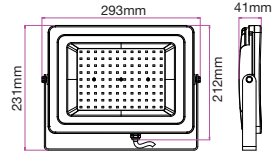

EAN Code

- 3800157615082
- 3800157615099
- 3800157615105



Sensor Compatible:	Yes	Beam Angle:	100°
Voltage/Frequency:	AC:220-240V/50Hz	Color of Fixture:	Grey
Luminous Flux:	4250lm	Body Type:	Die casting Aluminium
CRI:	>70	IP Rating:	IP65
PF:	>0.9	Dimension:	237 x 194 x 38mm

LUMINOUS INTENSITY DISTRIBUTION DIAGRAM



Note: The Curves indicate the illuminated area and the average illumination when the luminaire is at a different distance.

100W VT-49100

EAN Code


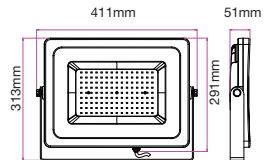

- 5852 - 3000K Warm White
- 5853 - 4000K Day White
- 5854 - 6400K White

- 3800157615266
- 3800157615273
- 3800157615280



Sensor Compatible: Yes	Beam Angle: 100°
Voltage/Frequency: AC:220-240V/50Hz	Color of Fixture: Grey
Luminous Flux: 8500lm	Body Type: Die casting Aluminium
CRI: >70	IP Rating: IP65
PF: >0.9	Dimension: 293 x 231x 41mm

LUMINOUS INTENSITY DISTRIBUTION DIAGRAM



Note: The Curves indicate the illuminated area and the average illumination when the luminaire is at a different distance.

150W VT-49150

EAN Code

- 5864 - 3000K Warm White
- 5866 - 6400K White

- 3800157615389
- 3800157615402



Sensor Compatible: Yes	Beam Angle: 100°
Voltage/Frequency: AC:220-240V/50Hz	Color of Fixture: Grey
Luminous Flux: 12750lm	Body Type: Die casting Aluminium
CRI: >70	IP Rating: IP65
PF: >0.9	Dimension: 411x 313 x 51mm



200W VT-49200

5913 - 4000K Day White
5914 - 6400K White

EAN Code



3800157619479
3800157619486



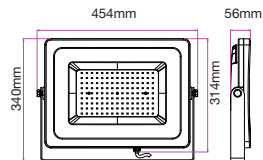
BOX QTY
02

Sensor Compatible:	Yes	Beam Angle:	100°
Voltage/Frequency:	AC:200-240V/50Hz	Color of Fixture:	Grey
Luminous Flux:	17000lm	Body Type:	Die casting Aluminium
CRI:	>70	IP Rating:	IP65
PF:	>0.9	Dimension:	340 x 454x 56mm

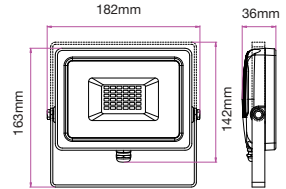
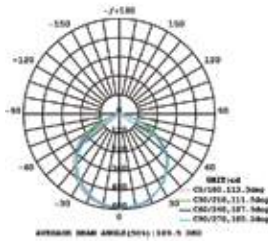
LUMINOUS INTENSITY DISTRIBUTION DIAGRAM



Note: The degree indicates the illuminated area and the average illumination when the distance is at different distance.



LUMINOUS INTENSITY DISTRIBUTION DIAGRAM



20W VT-4820


EAN Code

A+ Green LED

5760 / 5718 - Green

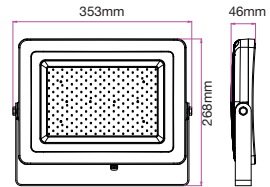
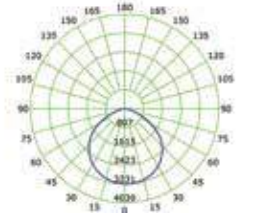
3800157611725 / 3800157604970

Sensor Compatible:	Yes	Beam Angle:	100°
Voltage/Frequency:	AC:220-240V,50/60Hz	Color of Fixture:	Grey & Black
Luminous Flux:	1600lm	Body Type:	Die casting Aluminium
CRI:	>70	IP Rating:	IP65
PF:	>0.95	Dimension:	182 x 142 x 36mm



Note: The Curves indicate the illuminated area and the average illumination when the luminaire is at different distance.

LUMINOUS INTENSITY DISTRIBUTION DIAGRAM
Luminous Intensity Distribution Curve



100W VT-48100-1


EAN Code

5766 / 5713 - 4500K Day White
5767 / 5714 - 6000K White

3800157611787 / 3800157604543
3800157611794 / 3800157604550

BOX QTY.
04

A+



Note: The Curves indicate the illuminated area and the average illumination when the luminaire is at different distance.

Sensor Compatible:	Yes	Beam Angle:	100°
Voltage/Frequency:	AC:220-240V,50/60Hz	Color of Fixture:	Grey & Black
Luminous Flux:	8000lm	Body Type:	Die casting Aluminium
CRI:	>70	IP Rating:	IP65
PF:	>0.9	Dimension:	353 x 268 x 46mm



300W VT-48302

5731 - 4500K Day White
5732 - 6000K White

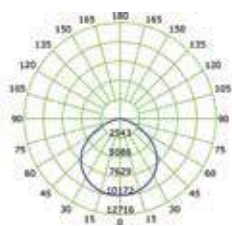
EAN Code

3800157606141
3800157606158

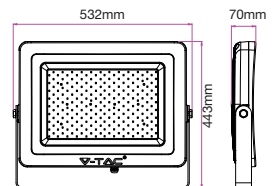



Sensor Compatible:	Yes	Beam Angle:	100°
Voltage/Frequency:	AC:220-240V,50/60Hz	Color of Fixture:	Grey & Black
Luminous Flux:	24000lm	Body Type:	Die casting Aluminium
CRI:	>70	IP Rating:	IP65
PF:	>0.9	Dimension:	532 x 443 x 70 mm


LUMINOUS INTENSITY DISTRIBUTION DIAGRAM



The Average Illuminance Effective Figure:



Note: The Curves indicate the illuminated area and the average illumination when the luminaire is at different distance.



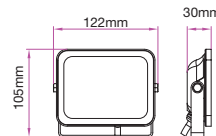
BOX QTY.
50

10W VT-4611

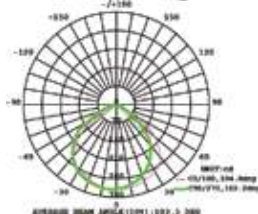
5898 - 3000K Warm White
5899 - 4500K Day White
5900 - 6000K White

EAN Code

3800157619219
3800157619226
3800157619233



Sensor Compatible:	Yes	Beam Angle:	110°
Voltage/Frequency:	AC:200-240,50Hz	Color of Fixture:	White
Luminous Flux:	850lm	Body Type:	Die casting Aluminium
CRI:	>70	IP Rating:	IP65
PF:	>0.9	Dimension:	122 x 105 x 30mm



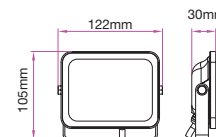
BOX QTY.
20

10W VT-4611


5875 - 3000K Warm White
5876 - 4500K Day White
5877 - 6000K White

EAN Code

3800157615976
3800157615983
3800157615990



Sensor Compatible:	Yes	Beam Angle:	110°
Voltage/Frequency:	AC:200-240,50Hz	Color of Fixture:	Black
Luminous Flux:	850lm	Body Type:	Die casting Aluminium
CRI:	>70	IP Rating:	IP65
PF:	>0.9	Dimension:	122 x 105 x 30mm



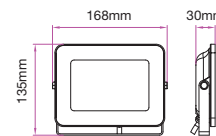
BOX QTY.
20

20W VT-4621

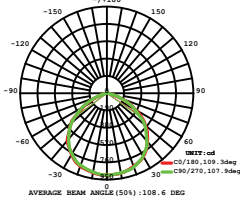
5878 - 3000K Warm White
5879 - 4500K Day White
5880 - 6000K White

EAN Code

3800157616003
3800157616010
3800157616027



Sensor Compatible:	Yes	Beam Angle:	110°
Voltage/Frequency:	AC:200-240,50Hz	Color of Fixture:	Black
Luminous Flux:	1700lm	Body Type:	Die casting Aluminium
CRI:	>70	IP Rating:	IP65
PF:	>0.9	Dimension:	168 x 135 x 30 mm



BOX QTY.

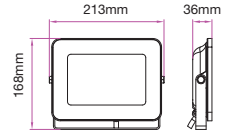
20

30W VT-4631

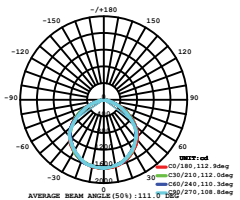
5881 - 3000K Warm White
5882 - 4500K Day White
5883 - 6000K White

EAN Code

3800157616034
 3800157616041
 3800157616058



Sensor Compatible:	Yes	Beam Angle:	110°
Voltage/Frequency:	AC:200-240,50Hz	Color of Fixture:	Black
Luminous Flux:	2550lm	Body Type:	Die casting Aluminium
CRI:	>70	IP Rating:	IP65
PF:	>0.9	Dimension:	213 x 168 x 32



BOX QTY.

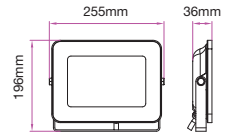
10

50W VT-4651

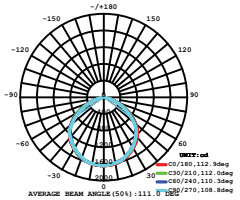
5884 - 3000K Warm White
5885 - 4500K Day White
5886 - 6000K White

EAN Code

3800157616065
 3800157616072
 3800157616089



Sensor Compatible:	Yes	Beam Angle:	110°
Voltage/Frequency:	AC:200-240,50Hz	Color of Fixture:	Black
Luminous Flux:	4250lm	Body Type:	Die casting Aluminium
CRI:	>70	IP Rating:	IP65
PF:	>0.9	Dimension:	255 x 196 x 36mm



BOX QTY.

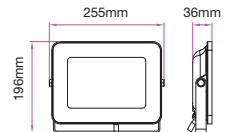
10

50W VT-4651

5904 - 3000K Warm White
5905 - 4500K Day White
5906 - 6000K White

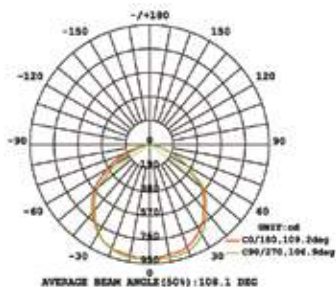

EAN Code

3800157619370
 3800157619387
 3800157619394



Sensor Compatible:	Yes	Beam Angle:	110°
Voltage/Frequency:	AC:200-240,50Hz	Color of Fixture:	White
Luminous Flux:	4250	Body Type:	Die casting Aluminium
CRI:	>70	IP Rating:	IP65
PF:	>0.9	Dimension:	255 x 196 x 36

NEW



100W VT-46100

EAN Code

- 5887 - 3000K Warm White
- 5888 - 4500K Day White
- 5889 - 6000K White

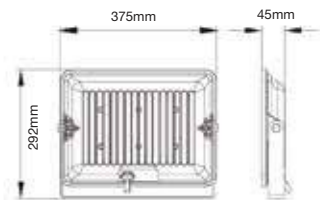
- 3800157616096
- 3800157616102
- 3800157616119



BOX QTY. **10**

Sensor Compatible:	Yes	Beam Angle:	110°
Voltage/Frequency:	AC:220-240V,50/60Hz	Color of Fixture:	Black
Luminous Flux:	8500lm	Body Type:	Die casting Aluminium
CRI:	>70	IP Rating:	IP65
PF:	>0.9	Dimension:	345 x 265 x 45mm

NEW



150W VT-46150

EAN Code

- 5890 - 4500K Day White
- 5891 - 6000K White

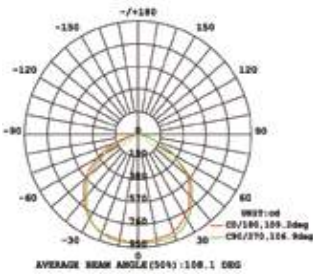
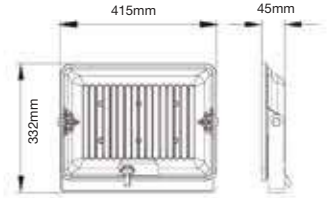
- 3800157616126
- 3800157616133



BOX QTY. **05**

Sensor Compatible:	Yes	Beam Angle:	110°
Voltage/Frequency:	AC:220-240V,50/60Hz	Color of Fixture:	Black
Luminous Flux:	12750lm	Body Type:	Die casting Aluminium
CRI:	>70	IP Rating:	IP65
PF:	>0.9	Dimension:	375 x 292 x 45mm

NEW



200W VT-46200

EAN Code

5892 - 4500K Day White
5893 - 6000K White

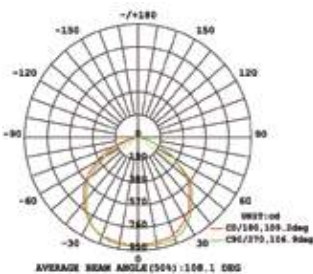
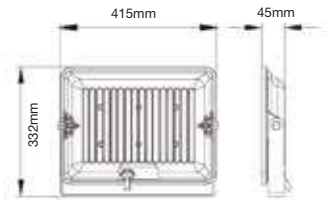
3800157616140
3800157616157



BOX QTY.
05

Sensor Compatible: Yes	Beam Angle: 110°
Voltage/Frequency: AC:220-240V,50/60Hz	Color of Fixture: Black
Luminous Flux: 17000lm	Body Type: Die casting Aluminium
CRI: >70	IP Rating: IP65
PF: >0.9	Dimension: 415 x 332 x 45mm

NEW



200W VT-46200

EAN Code

5907 - 4500K Day White
5908 - 6000K White


3800157619400
3800157619417



BOX QTY.
05

Sensor Compatible: Yes	Beam Angle: 110°
Voltage/Frequency: AC:220-240V,50/60Hz	Color of Fixture: White
Luminous Flux: 17000lm	Body Type: Die casting Aluminium
CRI: >70	IP Rating: IP65
PF: >0.9	Dimension: 415 x 332 x 45mm

NEW



BOX QTY.

40

EAN Code

10W VT-4011

5943 - 3000K Warm White

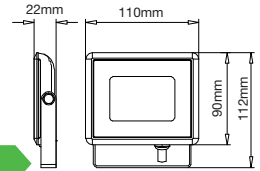
5944 - 4000K Day White

5945 - 6500K White

3800157625364


3800157625371

3800157625388



Sensor Compatible:	Yes	Beam Angle:	110°
Voltage/Frequency:	AC:220-240V,50Hz	Color of Fixture:	White
Luminous Flux:	850lm	Body Type:	Aluminium
CRI:	>70	IP Rating:	IP65
PF:	>0.9	Dimension:	110 x 112 x 22mm

NEW



BOX QTY.

20

EAN Code

20W VT-4021

5949 - 3000K Warm White

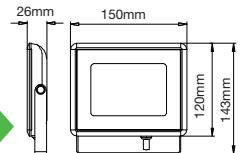
5950 - 4000K Day White

5951 - 6500K White

3800157625425

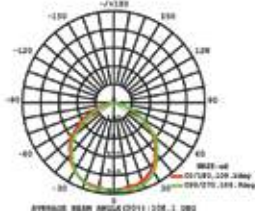
3800157625432

3800157625449



Sensor Compatible:	Yes	Beam Angle:	110°
Voltage/Frequency:	AC:220-240V,50Hz	Color of Fixture:	White
Luminous Flux:	1700lm	Body Type:	Aluminium
CRI:	>70	IP Rating:	IP65
PF:	>0.9	Dimension:	150 x 143 x 26mm

NEW



BOX QTY.

20

EAN Code

30W VT-4031

5955 - 3000K Warm White

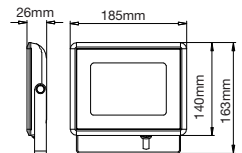
5956 - 4000K Day White

5957 - 6500K White

3800157625487

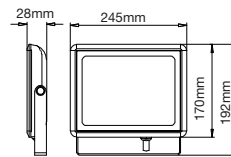
3800157625494

3800157625500



Sensor Compatible:	Yes	Beam Angle:	110°
Voltage/Frequency:	AC:220-240V,50Hz	Color of Fixture:	White
Luminous Flux:	2550lm	Body Type:	Aluminium
CRI:	>70	IP Rating:	IP65
PF:	>0.9	Dimension:	185 x 163 x 26mm

NEW



50W VT-4051

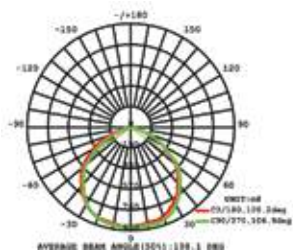
EAN Code

- 5961 - 3000K Warm White
- 5962 - 4000K Day White
- 5963 - 6500K White

- 3800157625548
- 3800157625555
- 3800157625562

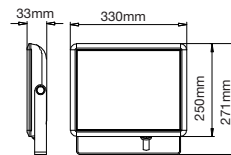


BOX QTY. 10



Sensor Compatible:	Yes	Beam Angle:	110°
Voltage/Frequency:	AC:220-240V,50Hz	Color of Fixture:	White
Luminous Flux:	4250lm	Body Type:	Aluminium
CRI:	>70	IP Rating:	IP65
PF:	>0.9	Dimension:	245 x 192 x 28mm

NEW



100W VT-40101

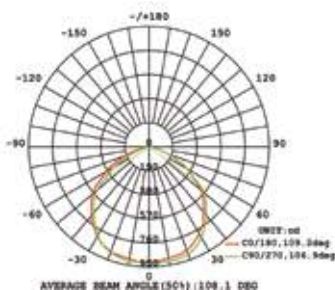
EAN Code

- 5967 - 3000K Warm White
- 5968 - 4000K Day White
- 5969 - 6500K White

- 3800157625609
- 3800157625616
- 3800157625623

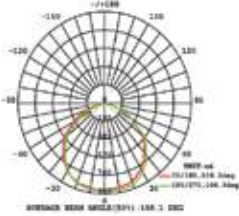


BOX QTY. 05



Sensor Compatible:	Yes	Beam Angle:	110°
Voltage/Frequency:	AC:220-240V,50Hz	Color of Fixture:	White
Luminous Flux:	8500lm	Body Type:	Aluminium
CRI:	>70	IP Rating:	IP65
PF:	>0.9	Dimension:	330 x 271 x 33mm

NEW



BOX QTY.

40

10W VT-4011

5940 - 3000K Warm White

5941 - 4000K Day White

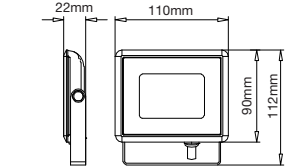
5942 - 6500K White

EAN Code

3800157625333


3800157625340

3800157625357



Sensor Compatible:	Yes	Beam Angle:	110°
Voltage/Frequency:	AC:220-240V,50Hz	Color of Fixture:	Black
Luminous Flux:	850lm	Body Type:	Aluminium
CRI:	>70	IP Rating:	IP65
PF:	>0.9	Dimension:	110 x 112 x 22mm

NEW



BOX QTY.

20

20W VT-4021

5946 - 3000K Warm White

5947 - 4000K Day White

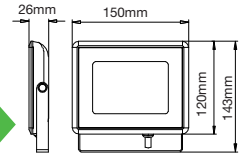
5948 - 6500K White

EAN Code

3800157625395

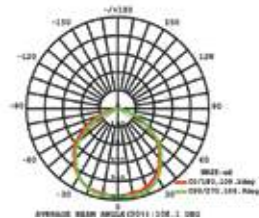
3800157625401

3800157625418



Sensor Compatible:	Yes	Beam Angle:	110°
Voltage/Frequency:	AC:220-240V,50Hz	Color of Fixture:	Black
Luminous Flux:	1700lm	Body Type:	Aluminium
CRI:	>70	IP Rating:	IP65
PF:	>0.9	Dimension:	150 x 143 x 26mm

NEW



BOX QTY.

20

30W VT-4031

5952 - 3000K Warm White

5953 - 4000K Day White

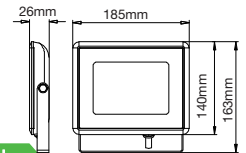
5954 - 6500K White

EAN Code

3800157625456

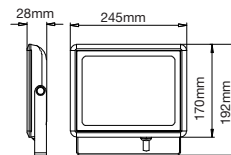
3800157625463

3800157625470



Sensor Compatible:	Yes	Beam Angle:	110°
Voltage/Frequency:	AC:220-240V,50Hz	Color of Fixture:	Black
Luminous Flux:	2550lm	Body Type:	Aluminium
CRI:	>70	IP Rating:	IP65
PF:	>0.9	Dimension:	185 x 163 x 26mm

NEW



50W VT-4051

EAN Code

5958 - 3000K Warm White

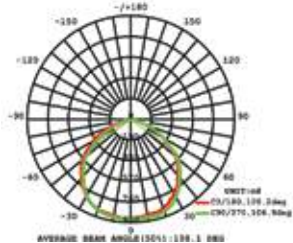
3800157625517

5959 - 4000K Day White

3800157625524

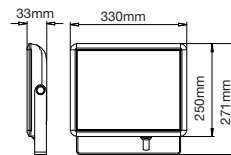
5960 - 6500K White

3800157625531



Sensor Compatible: Yes	Beam Angle: 110°
Voltage/Frequency: AC:220-240V,50Hz	Color of Fixture: Black
Luminous Flux: 4250lm	Body Type: Aluminium
CRI: >70	IP Rating: IP65
PF: >0.9	Dimension: 245 x 192 x 28mm

NEW



100W VT-40101

EAN Code

5964 - 3000K Warm White

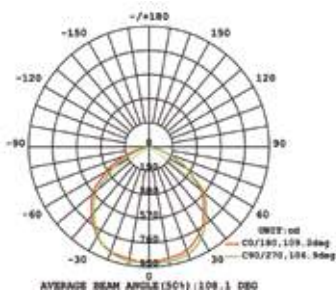
3800157625579

5965 - 4000K Day White

3800157625586

5966 - 6500K White

3800157625593

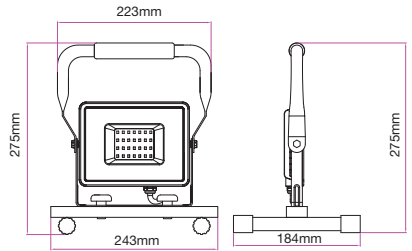



Sensor Compatible: Yes	Beam Angle: 110°
Voltage/Frequency: AC:220-240V,50Hz	Color of Fixture: Black
Luminous Flux: 8500lm	Body Type: Aluminium
CRI: >70	IP Rating: IP65
PF: >0.9	Dimension: 330 x 271 x 33mm

NEW



LUMINOUS INTENSITY DISTRIBUTION DIAGRAM



3 METER WIRE WITH EU PLUG

30W VT-4230

EAN Code

5927 - 4000K Day White
5928 - 6400K White

3800157622837
3800157622844



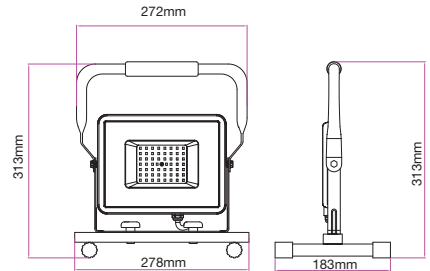

BOX QTY. 10

Sensor Compatible:	Yes	Beam Angle:	100°
Voltage/Frequency:	AC: 220-240V, 50Hz	Color of Fixture:	Black
Luminous Flux:	2550lm	Body Type:	Aluminium Die Cast
CRI:	>70	IP Rating:	IP65
PF:	>0.9	Dimension:	243x 275x 184mm

NEW



LUMINOUS INTENSITY DISTRIBUTION DIAGRAM



3 METER WIRE WITH EU PLUG

50W VT-4250

EAN Code

5929 - 4000K Day White
5930 - 6400K White

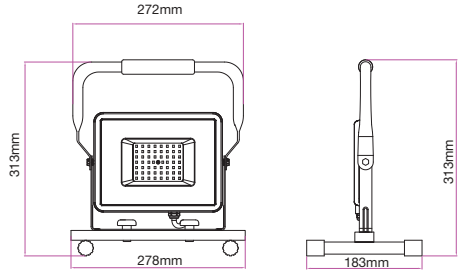
3800157622851
3800157622868



BOX QTY. 10

Sensor Compatible:	Yes	Beam Angle:	100°
Voltage/Frequency:	AC: 220-240V, 50Hz	Color of Fixture:	Black
Luminous Flux:	4250lm	Body Type:	Aluminium Die Cast
CRI:	>70	IP Rating:	IP65
PF:	>0.9	Dimension:	278 x 313 x 183mm

NEW



3 METER WIRE WITH BS PLUG

50W VT-4251

EAN Code


3800157622899



BOX QTY.

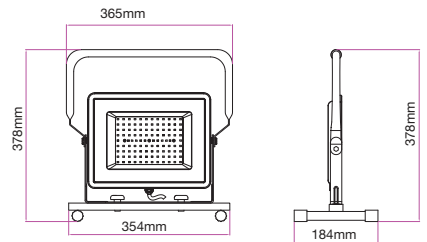
10

LUMINOUS INTENSITY DISTRIBUTION DIAGRAM



Sensor Compatible:	Yes	Beam Angle:	100°
Voltage/Frequency:	AC:220-240V,50/60Hz	Color of Fixture:	Black
Luminous Flux:	4250lm	Body Type:	Aluminium Die Cast
CRI:	>70	IP Rating:	IP65
PF:	>0.9	Dimension:	278x 313x 183mm

NEW



3 METER WIRE WITH EU PLUG

100W VT-42100

EAN Code

3800157622875


3800157622882



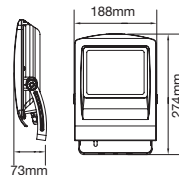
BOX QTY.

04

LUMINOUS INTENSITY DISTRIBUTION DIAGRAM



Sensor Compatible:	Yes	Beam Angle:	100°
Voltage/Frequency:	AC: 220-240V, 50Hz	Color of Fixture:	Black
Luminous Flux:	8500lm	Body Type:	Aluminium Die Cast
CRI:	>70	IP Rating:	IP65
PF:	>0.9	Dimension:	354 x 378 x 184mm



30W VT-4734

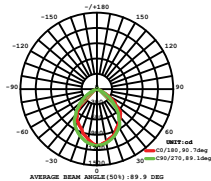
EAN Code

- 5661 - 3000K Warm White
- 5662 - 4500K Day White
- 5663 - 6000K White

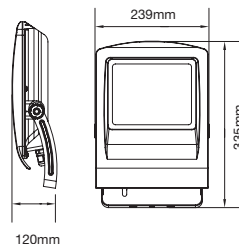
- 3800157603089
- 3800157603096
- 3800157603102



LUMINOUS INTENSITY DISTRIBUTION DIAGRAM



Sensor Compatible:	Yes	Beam Angle:	90°
Voltage/Frequency:	AC:200-240,50Hz	Color of Fixture:	Grey
Luminous Flux:	2400lm	Body Type:	Aluminium Die Cast
CRI:	>70	IP Rating:	IP65
PF:	>0.9	Dimension:	274 x 188 x 73mm



50W VT-4754

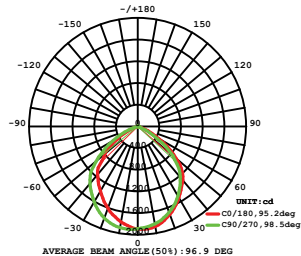
EAN Code

- 5664 - 3000K Warm White
- 5665 - 4500K Day White
- 5666 - 6000K White

- 3800157603119
- 3800157603126
- 3800157603133



LUMINOUS INTENSITY DISTRIBUTION DIAGRAM



Sensor Compatible:	Yes	Beam Angle:	100°
Voltage/Frequency:	AC:200-240,50Hz	Color of Fixture:	Grey
Luminous Flux:	4000lm	Body Type:	Aluminium Die Cast
CRI:	>70	IP Rating:	IP65
PF:	>0.9	Dimension:	335 x 239 x 120mm



BOX QTY.
 **05**

100W VT-47104

EAN Code

5667 - 3000K Warm White

3800157603140

5668 - 4500K Day White

3800157603157

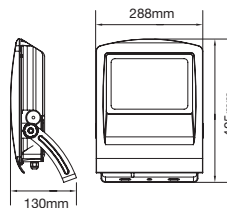
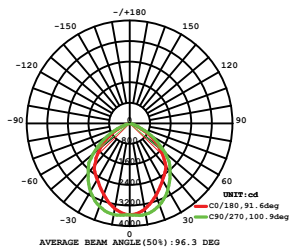
5669 - 6000K White

3800157603164



Sensor Compatible:	Yes	Beam Angle:	100°
Voltage/Frequency:	AC:200-240,50Hz	Color of Fixture:	Grey
Luminous Flux:	8000lm	Body Type:	Aluminium Die Cast
CRI:	>70	IP Rating:	IP65
PF:	>0.9	Dimension:	405 x 288 x 130mm

LUMINOUS INTENSITY DISTRIBUTION DIAGRAM



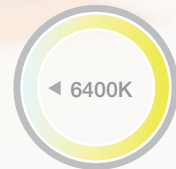
LED PIR Floodlights

V-TAC's LED Floodlights with PIR are sleek and durable, ideal for lighting Driveways, Gardens and Buildings. These high-performance lights emit a Bright and Vibrant Light making it a sustainable replacement for traditional Halogen Floodlights and Metal Halide fixtures.



The advanced motion sensor PIR detects movement within a range of 2 - 8 meter and can also be adjusted to 3 different functions.

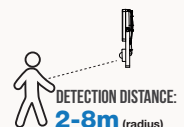
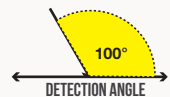
Colour Temperatures



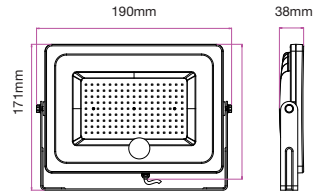
Salient Features

- Available in two refined body colour options (black and white)
- ⚡ Available from 10W up to 50W
- 📦 Premium Quality Aluminium Alloy body
- 🛡️ Corrosion Resistant
- ⚙️ High Power LED chip
- 🔋 Built in driver - no external power supply required
- 👤 High quality Fresnel lens for excellent coverage area
- 🔌 Integrated circuit designed for instant start-up on Detection

Elevated level of Energy saving with LED + PIR



NEW



- 1st Time ON – **Auto sensor mode for 3Minutes**
- 2 Times ON/OFF (within 2 sec) - **Manual override mode, constant ON**
- In Day time its Auto Off, during Night time or less light its ON
- Sensor detection range **5-8 Mtrs**
- Detection Angel > **100°**
- Operating Room Temperature: < **25°c** (preferred for better output)
- Protection IP rating: **IP65**

30W VT-4130

EAN Code

5973 - 3000K Warm White

3800157627443

5974 - 4000K Day White

3800157627450

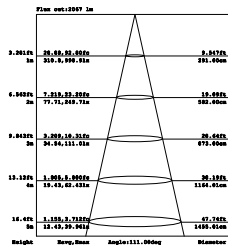
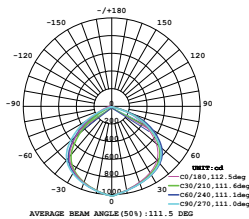
5975 - 6500K White

3800157627467



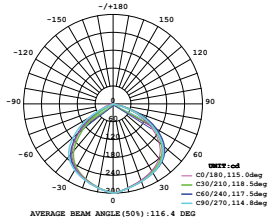
Watts:	30W	Beam Angle:	100°
Voltage/Frequency:	AC:200-240,50/60Hz	Color of Fixture:	White
Luminous Flux:	2400lm	Body Type:	Die casting Aluminium
CRI:	>70	IP Rating:	IP65
PF:	>0.9	Dimension:	190 x 171 x 38mm

LUMINOUS INTENSITY DISTRIBUTION DIAGRAM

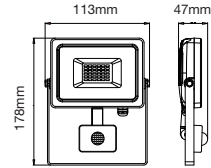


Note: The Curves indicate the illuminated area and the average illumination when the luminance is at different distance.

LUMINOUS INTENSITY DISTRIBUTION DIAGRAM



MOTION SENSOR (PIR)



10W VT-491

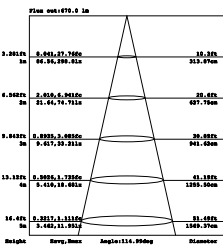
EAN Code

- 5786 - 3000K Warm White
- 5787 - 4000K Day White
- 5788 - 6400K White

- 3800157614603
- 3800157614610
- 3800157614627

Detection Angle: 120°
Detection Distance: 2-8 Meters

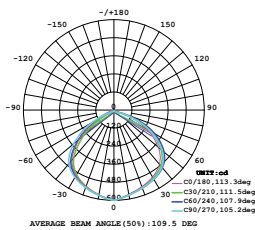
A+ BOX QTY. 20



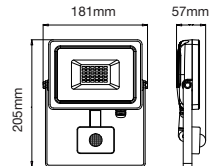
Note: The Curves indicate the illuminated area and the average illumination when the luminaire is at different distance.

Watts:	10W	Beam Angle:	100°
Voltage/Frequency:	AC:200-240,50Hz	Color of Fixture:	White
Luminous Flux:	800lm	Body Type:	Die casting Aluminium
CRI:	>70	IP Rating:	IP44
PF:	>0.9	Dimension:	136 x 169x 56mm

LUMINOUS INTENSITY DISTRIBUTION DIAGRAM



MOTION SENSOR (PIR)



20W VT-492

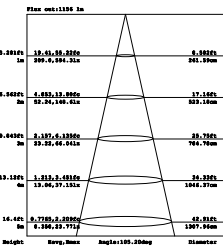
EAN Code

- 5804 - 3000K Warm White
- 5805 - 4000K Day White
- 5806 - 6400K White

- 3800157614788
- 3800157614795
- 3800157614801

Detection Angle: 120°
Detection Distance: 2-8 Meters

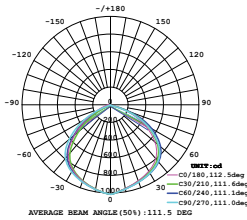
A+ BOX QTY. 20



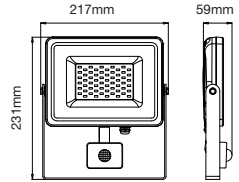
Note: The Curves indicate the illuminated area and the average illumination when the luminaire is at different distance.

Watts:	20W	Beam Angle:	100°
Voltage/Frequency:	AC:200-240,50Hz	Color of Fixture:	White
Luminous Flux:	1600lm	Body Type:	Die casting Aluminium
CRI:	>70	IP Rating:	IP44
PF:	>0.9	Dimension:	181 x 205 x 57mm

LUMINOUS INTENSITY DISTRIBUTION DIAGRAM



MOTION
PIR
SENSOR



30W VT-4933

EAN Code

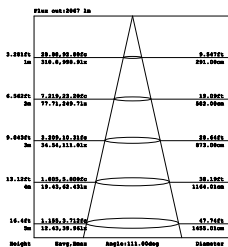
- 5822 - 3000K Warm White
- 5823 - 4000K Day White
- 5824 - 6400K White

- 3800157614962
- 3800157614979
- 3800157614986

Detection Angle: **120°**
 Detection Distance: **2-8 Meters**

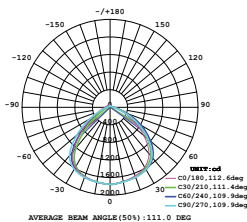


BOX QTY. **20**

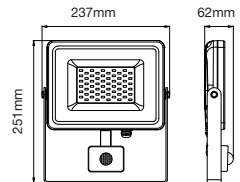


Note: The Curves indicate the illuminated area and the average illumination when the luminaire is at different distance.

LUMINOUS INTENSITY DISTRIBUTION DIAGRAM



MOTION
PIR
SENSOR



50W VT-4955

EAN Code

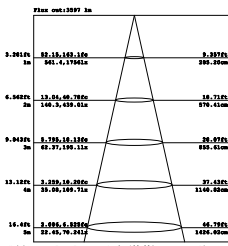
- 5840 - 3000K Warm White
- 5841 - 4000K Day White
- 5842 - 6400K White

- 3800157615143
- 3800157615150
- 3800157615167

Detection Angle: **120°**
 Detection Distance: **2-8 Meters**

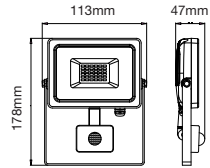
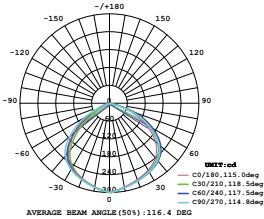


BOX QTY. **10**



Note: The Curves indicate the illuminated area and the average illumination when the luminaire is at different distance.

LUMINOUS INTENSITY DISTRIBUTION DIAGRAM



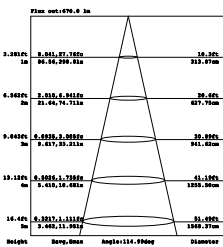
10W VT-4911

- 5783 - 3000K Warm White
- 5784 - 4000K Day White
- 5785 - 6400K White

EAN Code

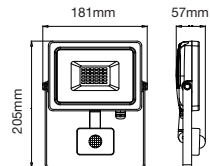
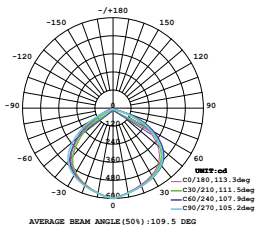
- 3800157614573
- 3800157614580
- 3800157614597

Detection Angle: **120°**
 Detection Distance: **2-8 Meters**



Watts:	10W	Beam Angle:	100°
Voltage/Frequency:	AC:200-240,50Hz	Color of Fixture:	Black
Luminous Flux:	800lm	Body Type:	Die casting Aluminium
CRI:	>70	IP Rating:	IP44
PF:	>0.9	Dimension:	136 x 169 x 56mm

LUMINOUS INTENSITY DISTRIBUTION DIAGRAM



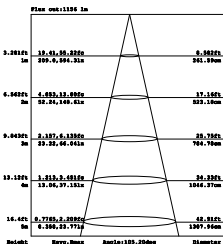
20W VT-4922

- 5801 - 3000K Warm White
- 5802 - 4000K Day White
- 5803 - 6400K White

EAN Code

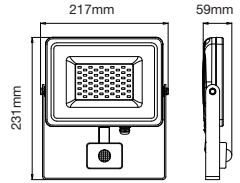
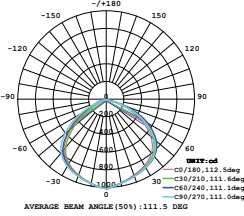
- 3800157614757
- 3800157614764
- 3800157614771

Detection Angle: **120°**
 Detection Distance: **2-8 Meters**



Watts:	20W	Beam Angle:	100°
Voltage/Frequency:	AC:200-240,50Hz	Color of Fixture:	Black
Luminous Flux:	1600lm	Body Type:	Die casting Aluminium
CRI:	>70	IP Rating:	IP44
PF:	>0.9	Dimension:	181 x 205 x 57mm

LUMINOUS INTENSITY DISTRIBUTION DIAGRAM



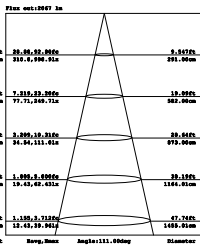
30W VT-4933

EAN Code

- 5819 - 3000K Warm White
- 5820 - 4000K Day White
- 5821 - 6400K White

- 3800157614931
- 3800157614948
- 3800157614955

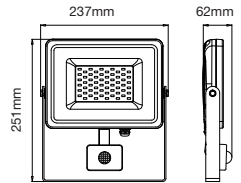
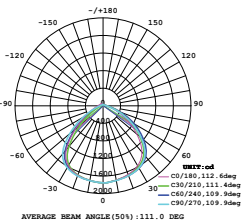
Detection Angle: **120°**
 Detection Distance: **2-8 Meters**



Note: The Curves indicate the illuminated area and the average illumination when the luminaire is at different distance.

Watts:	30W	Beam Angle:	100°
Voltage/Frequency:	AC:200-240,50Hz	Color of Fixture:	Black
Luminous Flux:	2550lm	Body Type:	Die casting Aluminium
CRI:	>70	IP Rating:	IP44
PF:	>0.9	Dimension:	217 x 231 x 59mm

LUMINOUS INTENSITY DISTRIBUTION DIAGRAM



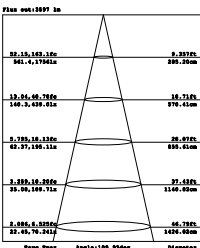
50W VT-4955

EAN Code

- 5837 - 3000K Warm White
- 5838 - 4000K Day White
- 5839 - 6400K White

- 3800157615112
- 3800157615129
- 3800157615136

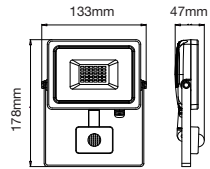
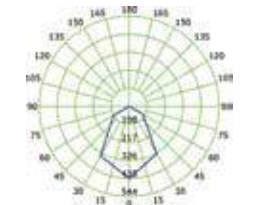
Detection Angle: **120°**
 Detection Distance: **2-8 Meters**



Note: The Curves indicate the illuminated area and the average illumination when the luminaire is at different distance.

Watts:	50W	Beam Angle:	100°
Voltage/Frequency:	AC:200-240,50Hz	Color of Fixture:	Black
Luminous Flux:	4250lm	Body Type:	Die casting Aluminium
CRI:	>70	IP Rating:	IP44
PF:	>0.9	Dimension:	237 x 251 x 62mm

LUMINOUS INTENSITY DISTRIBUTION DIAGRAM



The average illuminance effective figure

Distance	Beam Angle	Average Illuminance
1.5m	100°	737 lx
2.0m	100°	421 lx
3.0m	100°	191 lx
4.0m	100°	109 lx
5.0m	100°	73.7 lx
6.0m	100°	54.5 lx
7.0m	100°	42.1 lx
8.0m	100°	33.9 lx
9.0m	100°	28.3 lx
10.0m	100°	23.7 lx

Note: The Curves indicate the illuminated area and the average illumination when the luminaire is at different distance.

10W VT-4810-1 PIR

5746 - 3000K Warm White
5747 - 4500K Day White

EAN Code

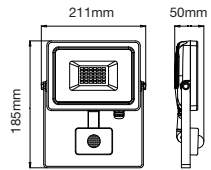
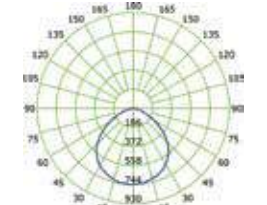
3800157608206
3800157608213

Detection Angle: 120°
Detection Distance: 2-8 Meters



Watts:	10W	Beam Angle:	100°
Voltage/Frequency:	AC:200-240,50Hz	Color of Fixture:	White
Luminous Flux:	800lm	Body Type:	Die casting Aluminium
CRI:	>70	IP Rating:	IP44
PF:	>0.9	Dimension:	133x178x47mm

LUMINOUS INTENSITY DISTRIBUTION DIAGRAM



The average illuminance effective figure

Distance	Beam Angle	Average Illuminance
1.5m	100°	1676 lx
2.0m	100°	924 lx
3.0m	100°	413 lx
4.0m	100°	265 lx
5.0m	100°	167 lx
6.0m	100°	122 lx
7.0m	100°	92 lx
8.0m	100°	71 lx
9.0m	100°	56 lx
10.0m	100°	46 lx

Note: The Curves indicate the illuminated area and the average illumination when the luminaire is at different distance.

20W VT-4820-1 PIR

5756 - 3000K Warm White
5749 - 4500K Day White
5750 - 6000K White

EAN Code

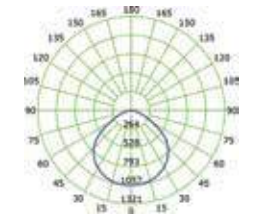
3800157611688
3800157608862
3800157608879

Detection Angle: 120°
Detection Distance: 2-8 Meters

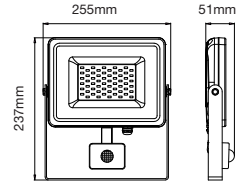


Watts:	20W	Beam Angle:	100°
Voltage/Frequency:	AC:200-240,50Hz	Color of Fixture:	White
Luminous Flux:	1600lm	Body Type:	Die casting Aluminium
CRI:	>70	IP Rating:	IP44
PF:	>0.9	Dimension:	185x211x50mm

LUMINOUS INTENSITY DISTRIBUTION DIAGRAM



MOTION
PIR
SENSOR



The average illuminance effective figure



Note: The Curves indicate the illuminated area and the average illumination when the luminaire is at different distance.

Detection Angle: **120°**
Detection Distance: **2-8 Meters**

30W VT-4830-1 PIR

EAN Code

5751 - 4500K Day White
5752 - 6000K White

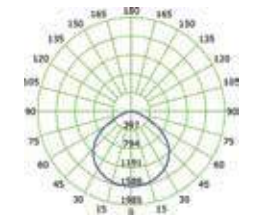
3800157608886
3800157608893



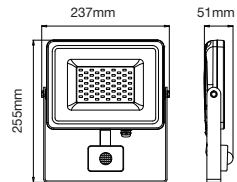
BOX QTY.
10

Watts:	30W	Beam Angle:	100°
Voltage/Frequency:	AC:200-240,50Hz	Color of Fixture:	White
Luminous Flux:	2400lm	Body Type:	Die casting Aluminium
CRI:	>70	IP Rating:	IP44
PF:	>0.9	Dimension:	237x255x51mm


LUMINOUS INTENSITY DISTRIBUTION DIAGRAM



MOTION
PIR
SENSOR



The average illuminance effective figure



Note: The Curves indicate the illuminated area and the average illumination when the luminaire is at different distance.

Detection Angle: **120°**
Detection Distance: **2-8 Meters**

50W VT-4850-1 PIR

EAN Code

5758 - 3000K Warm White
5753 - 4500K Day White
5754 - 6000K White

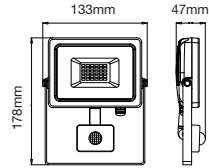
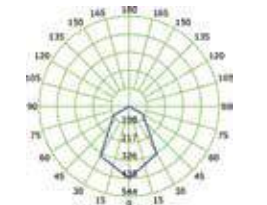
3800157611701
3800157608909
3800157608916



BOX QTY.
10

Watts:	50W	Beam Angle:	100°
Voltage/Frequency:	AC:200-240,50Hz	Color of Fixture:	White
Luminous Flux:	4000lm	Body Type:	Die casting Aluminium
CRI:	>70	IP Rating:	IP44
PF:	>0.9	Dimension:	237x255x51mm

LUMINOUS INTENSITY DISTRIBUTION DIAGRAM



The average illuminance effective figure

Max Lux: 737.66lx

1.5m	19.52 / 495.96lx	0.46m / 9.42lx/m²
2.0m	14.64 / 368.88lx	0.34m / 7.16lx/m²
3.0m	9.76 / 245.88lx	0.23m / 4.77lx/m²
4.0m	7.32 / 184.44lx	0.17m / 3.58lx/m²
5.0m	5.86 / 146.64lx	0.14m / 2.84lx/m²
6.0m	4.92 / 123.12lx	0.12m / 2.32lx/m²
7.0m	4.21 / 105.24lx	0.10m / 2.05lx/m²
8.0m	3.68 / 92.16lx	0.09m / 1.85lx/m²
9.0m	3.26 / 81.36lx	0.08m / 1.66lx/m²
10.0m	2.91 / 72.84lx	0.07m / 1.47lx/m²

Beam Angle: 120°

Note: The Curves indicate the illuminated area and the average illumination when the luminaire is at different distance.

10W VT-4810 PIR

EAN Code

- 5723 - 3000K Warm White
- 5724 - 4500K Day White
- 5725 - 6000K White

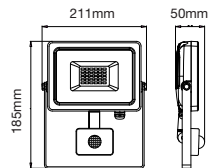
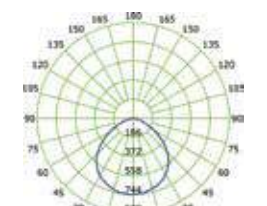
- 3800157605724
- 3800157605731
- 3800157605748

Detection Angle: **120°**
 Detection Distance: **2-8 Meters**



Watts:	10W	Beam Angle:	100°
Voltage/Frequency:	AC:200-240,50Hz	Color of Fixture:	Black
Luminous Flux:	800lm	Body Type:	Die casting Aluminium
CRI:	>70	IP Rating:	IP44
PF:	>0.9	Dimension:	133x178x47mm

LUMINOUS INTENSITY DISTRIBUTION DIAGRAM



The average illuminance effective figure

Max Lux: 1476.27lx

1.5m	195.16 / 487.90lx	0.46m / 9.42lx/m²
2.0m	146.47 / 365.85lx	0.34m / 7.16lx/m²
3.0m	97.65 / 243.88lx	0.23m / 4.77lx/m²
4.0m	72.84 / 182.88lx	0.17m / 3.58lx/m²
5.0m	580.24 / 146.47lx	0.14m / 2.84lx/m²
6.0m	492.24 / 123.12lx	0.12m / 2.32lx/m²
7.0m	424.14 / 105.24lx	0.10m / 2.05lx/m²
8.0m	376.14 / 92.16lx	0.09m / 1.85lx/m²
9.0m	338.14 / 81.36lx	0.08m / 1.66lx/m²
10.0m	300.14 / 72.84lx	0.07m / 1.47lx/m²

Beam Angle: 120°

Note: The Curves indicate the illuminated area and the average illumination when the luminaire is at different distance.

20W VT-4820 PIR

EAN Code

- 5697 - 3000K Warm White
- 5698 - 4500K Day White
- 5715 - 6000K White

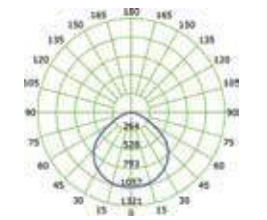
- 3800157604338
- 3800157604345
- 3800157604949

Detection Angle: **120°**
 Detection Distance: **2-8 Meters**

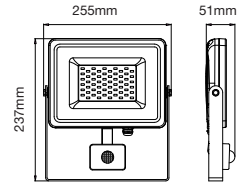


Watts:	20W	Beam Angle:	100°
Voltage/Frequency:	AC:200-240,50Hz	Color of Fixture:	Black
Luminous Flux:	1600lm	Body Type:	Die casting Aluminium
CRI:	>70	IP Rating:	IP44
PF:	>0.9	Dimension:	185x211x50mm

LUMINOUS INTENSITY DISTRIBUTION DIAGRAM



MOTION
PIR
SENSOR



The average illuminance effective figure



Note: The Curves indicate the illuminated area and the average illumination when the luminaire is at different distance.

30W VT-4830 PIR

5699 - 3000K Warm White
5700 - 4500K Day White
5716 - 6000K White

EAN Code

3800157604352
3800157604369
3800157604956

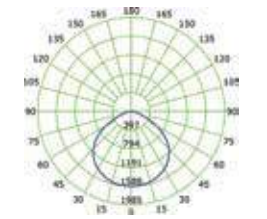
Detection Angle: 120°
Detection Distance: 2-8 Meters



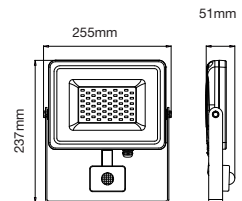
BOX QTY. 10

Watts:	30W	Beam Angle:	100°
Voltage/Frequency:	AC:200-240,50Hz	Color of Fixture:	Black
Luminous Flux:	2400lm	Body Type:	Die casting Aluminium
CRI:	>70	IP Rating:	IP44
PF:	>0.9	Dimension:	237x255x51mm


LUMINOUS INTENSITY DISTRIBUTION DIAGRAM



MOTION
PIR
SENSOR



The average illuminance effective figure



Note: The Curves indicate the illuminated area and the average illumination when the luminaire is at different distance.

50W VT-4850 PIR

5701 - 3000K Warm White
5702 - 4500K Day White
5717 - 6000K White

EAN Code

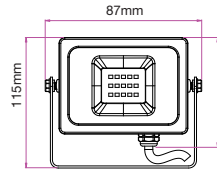
3800157604376
3800157604383
3800157604963

Detection Angle: 120°
Detection Distance: 2-8 Meters



BOX QTY. 10

Watts:	50W	Beam Angle:	100°
Voltage/Frequency:	AC:200-240,50Hz	Color of Fixture:	Black
Luminous Flux:	4000lm	Body Type:	Die casting Aluminium
CRI:	>70	IP Rating:	IP44
PF:	>0.9	Dimension:	237x255x51mm



RF

Remote Control

10W VT-4711

RGB 5894

EAN Code

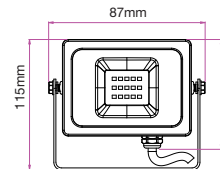
3800157617512



BOX QTY.



Watts:	10W	Beam Angle:	100°
Voltage/Frequency:	AC:200-240,50/60Hz	Color of Fixture:	Grey
Luminous Flux:	800lm	Body Type:	Die casting Aluminium
CRI:	> 80	IP Rating:	IP65
PF:	>0.9	Dimension:	115x87x85mm



Infrared

Remote Control

10W VT-4711

RGB 5895

EAN Code

3800157617529



BOX QTY.



Watts:	10W	Beam Angle:	100°
Voltage/Frequency:	AC:200-240,50/60Hz	Color of Fixture:	Grey
Luminous Flux:	800lm	Body Type:	Die casting Aluminium
CRI:	> 80	IP Rating:	IP65
PF:	>0.95	Dimension:	115x87x85mm



RF

Remote Control

30W VT-4732

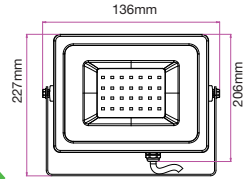
RGB 5755

BOX QTY.

06

EAN Code

3800157609517



Watts:	30W	Beam Angle:	120°
Voltage/Frequency:	AC: 90-240V, 50/60Hz	Color of Fixture:	Grey
Luminous Flux:	2400lm	Body Type:	Die casting Aluminium
CRI:	> 80	IP Rating:	IP65
PF:	>0.95	Dimension:	230x136x206mm



RF

Remote Control

50W VT-4752

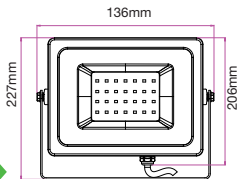
RGB 5691

BOX QTY.

06

EAN Code

3800157603508



Watts:	50W	Beam Angle:	120°
Voltage/Frequency:	AC:100-240V,50/60Hz	Color of Fixture:	Grey
Luminous Flux:	4000lm	Body Type:	Die casting Aluminium
CRI:	> 80	IP Rating:	IP65
PF:	>0.95	Dimension:	230x136x206mm



Rechargeable

Portable

20W VT-4822

5692 - 4500K Day White
5735 - 6000K White

BOX QTY.

10

EAN Code

3800157603515
3800157606929



Watts:	20W	Beam Angle:	100°
Voltage/Frequency:	AC:100-240V,50/60Hz	Color of Fixture:	Green
Luminous Flux:	1600lm	Body Type:	Plastic + Die casting Aluminium
CRI:	/	IP Rating:	IP44
PF:	>0.7	Dimension:	208 x 204 x 355mm



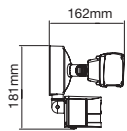
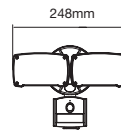
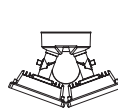
3-in-1 Floodlight



18W VT-4818
5745 - 6000K White

EAN Code
3800157608268

BOX QTY.
04
A



Power:	AC100-240V	Material:	ABS +Die casting Aluminium
Output:	18W	Image sensor:	1/4 " 1Megapixel CMOS
Detection Range:	0-12M	Video Compression:	H.264 /MJPEG dual video stream
Detect Angle:	180°	Max Image Resolution:	1280*720
Delay Time:	0-30S	Pixels:	1 million pixels
LED:	42PCS 0.2W	Size:	248x 162x 181mm
Luminous Flux:	600lm	Color of Fixture:	White



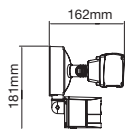
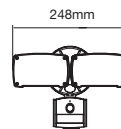
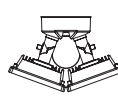
3-in-1 Floodlight



18W VT-4818
5917 - 6000K White

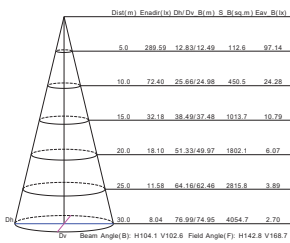
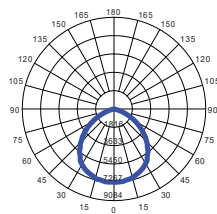
EAN Code
3800157620925

BOX QTY.
04
A

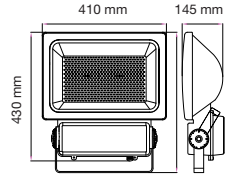


Power:	AC100-240V	Material:	ABS +Die casting Aluminium
Output:	18W	Image sensor:	1/4 " 1Megapixel CMOS
Detection Range:	0-12M	Video Compression:	H.264 /MJPEG dual video stream
Detect Angle:	180°	Max Image Resolution:	1280*720
Delay Time:	0-30S	Pixels:	1 million pixels
LED:	42PCS 0.2W	Size:	248x 162x 181mm
Luminous Flux:	600lm	Color of Fixture:	Black

LUMINOUS INTENSITY DISTRIBUTION DIAGRAM



Note: The Curves indicate the illuminated area and the average illumination when the luminaire is at different distance.



300W VT-47300

EAN Code

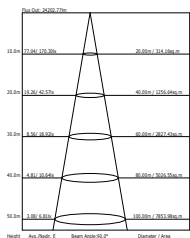
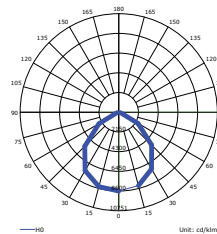
5386 - 6000K White

3800230627438

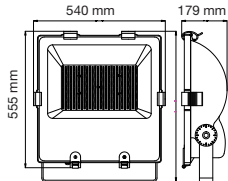


Sensor Compatible: Yes	Beam Angle: 120°
Voltage/Frequency: AC:90-240V,50/60Hz	Color of Fixture: Grey
Luminous Flux: 24000lm	Body Type: Die casting Aluminium
CRI: > 70	IP Rating: IP65
PF: > 0.9	Dimension: 430 x 410 x 145mm

LUMINOUS INTENSITY DISTRIBUTION DIAGRAM



Note: The Curves indicate the illuminated area and the average illumination when the luminaire is at different distance.



400W VT-47400

EAN Code

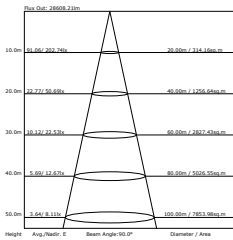
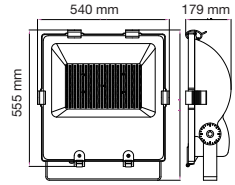
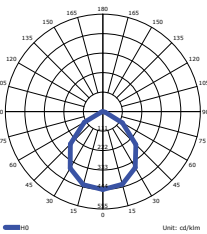
5649 - 6000K White

3800157601269



Sensor Compatible: Yes	Beam Angle: 120°
Voltage/Frequency: AC:90-240V,50/60Hz	Color of Fixture: Black
Luminous Flux: 32000lm	Body Type: Die casting Aluminium
CRI: > 70	IP Rating: IP65
PF: > 0.9	Dimension: 555 x 540 x 179mm

LUMINOUS INTENSITY DISTRIBUTION DIAGRAM



Note: The Curves indicate the illuminated area and the average illumination when the luminaire is at different distance.

500W VT-47500

5696 - 6000K White

EAN Code

3800157603812



BOX QTY.

01

Sensor Compatible: **Yes**

Beam Angle: **120°**

Voltage/Frequency: **AC:100-240V,50/60Hz**

Color of Fixture: **Black**

Luminous Flux: **40000lm**

Body Type: **Die casting Aluminium**

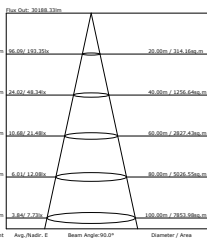
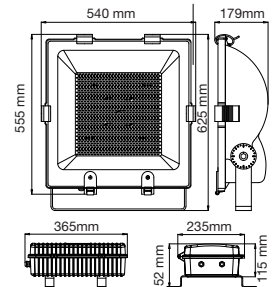
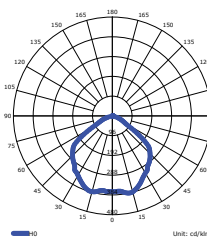
CRI: **>70**

IP Rating: **IP65**

PF: **>0.9**

Dimension: **555 x 540 x 179mm**

LUMINOUS INTENSITY DISTRIBUTION DIAGRAM



Note: The Curves indicate the illuminated area and the average illumination when the luminaire is at different distance.

600W VT-47600

5726 - 4500K Day White

EAN Code

3800157605854



BOX QTY.

01

Sensor Compatible: **Yes**

Beam Angle: **120°**

Voltage/Frequency: **AC:100-240V,50/60Hz**

Color of Fixture: **Black**

Luminous Flux: **48000lm**

Body Type: **Die casting Aluminium**

CRI: **>70**

IP Rating: **IP65**

PF: **>0.9**

Dimension: **540x555x625mm**

NEW



BOX QTY.
01



500W VT-49500

EAN Code

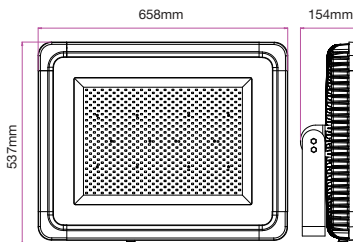
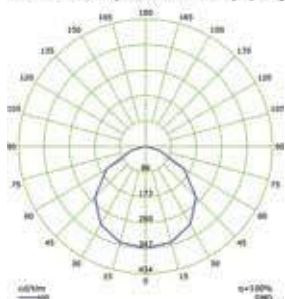
5934 - 4500K Day White
5935 - 6000K White

3800157623605
3800157623612



Sensor Compatible:	Yes	Beam Angle:	100°
Voltage/Frequency:	AC: 200-240, 50Hz	Color of Fixture:	Black
Luminous Flux:	60000lm	Body Type:	Die casting Aluminium
CRI:	>70	IP Rating:	IP65
PF:	>0.9	Dimension:	658 x 537 x 154mm

Luminous Intensity Distribution Curve(cd/klm)



NEW



WITH LENS



500W VT-49501

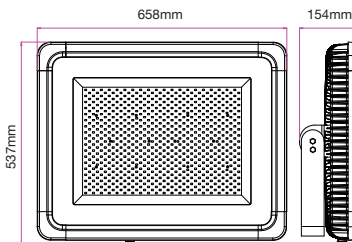
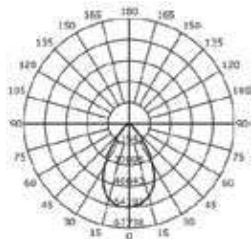
EAN Code

5936 - 4000K Day White
5937 - 6000K White

3800157624985
3800157624992



Sensor Compatible:	Yes	Beam Angle:	60°
Voltage/Frequency:	AC:100-240V, 50/60Hz	Color of Fixture:	Black
Luminous Flux:	60000lm	Body Type:	Die casting Aluminium
CRI:	>70	IP Rating:	IP65
PF:	>0.9	Dimension:	658 x 537 x 154mm



NEW



WITH LENS

MW
MEAN WELL
Your Reliable Power Partner

V-TAC®
PRO

5 YEARS WARRANTY

1000W VT-491001

EAN Code

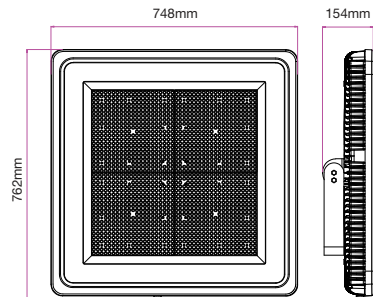
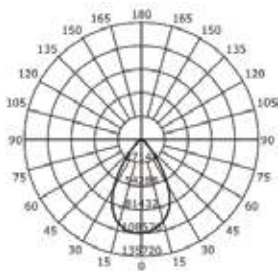
5938 - 4000K Day White
5939 - 6000K White

3800157625005
3800157625012

A++

BOX QTY.
01

Sensor Compatible:	Yes	Beam Angle:	60°
Voltage/Frequency:	AC:100-240V, 50/60Hz	Color of Fixture:	Black
Luminous Flux:	120000lm	Body Type:	Die casting Aluminium
CRI:	>70	IP Rating:	IP65
PF:	>0.9	Dimension:	748 x 762 x 154mm





120⁺⁺ LM/W
HIGH LUMENS

1000W VT-491000

EAN Code

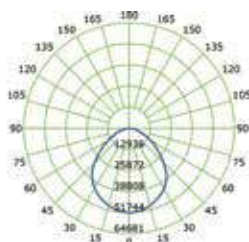
5915 - 4500K Day White
5916 - 6400K White

3800157619752
3800157619769



Sensor Compatible:	Yes	Beam Angle:	100°
Voltage/Frequency:	AC: 100-240, 50/60HzV	Color of Fixture:	Black
Luminous Flux:	120000lm	Body Type:	Die casting Aluminium
CRI:	>70	IP Rating:	IP65
PF:	>0.9	Dimension:	748 x 762 x 154mm

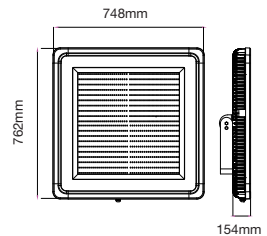
LUMINOUS INTENSITY DISTRIBUTION DIAGRAM



The Average Illuminance Effective Figure



Note: The Curves indicate the illuminated area and the average illumination when the luminaire is at different distance.

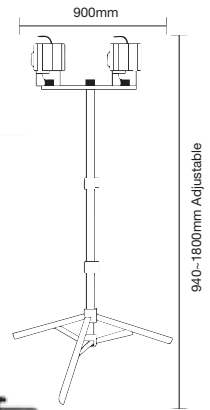




Tripod Stand for Flood Lights (Yellow)

BOX QTY.
08

Model No	VT-41150
SKU Code	9104
EAN Code	3800230626202



Tripod Stand for Flood Lights (Black)

BOX QTY.
08

Model No	VT-41150
SKU Code	9546
EAN Code	3800157604925

Waterproof Box Terminal Block



RESISTANT



Wire range:0.5-2.5mm² Inside Terminal Block

Model No:	VT-7224
SKU Code:	3578
EAN Code:	3800157605335
Voltage:	250V Max
Material:	Polypropylene (PP)
Size:	123x46x33mm

BOX QTY.
160

Model No	VT-792
SKU Code	3621
EAN Code	3800157607735

BOX QTY.
500

Wire range:4-6.5mm



RESISTANT



Wire range:0.5-2.5mm² Inside Terminal Block

Model No:	VT-7224
SKU Code:	5897
EAN Code:	3800157619202
Voltage:	250V Max
Material:	Polypropylene (PP)
Size:	123x46x33mm

BOX QTY.
240

Model No	VT-792
SKU Code	5896
EAN Code	3800157619196

BOX QTY.
500

Wire range:4-6.5mm

Billboard Stand For Flood Lights

BOX QTY.
04

Model No	VT-794
SKU Code	3623
EAN Code	3800157607810

85cm Suitable For:
10w - 20w - 30w - 50w



BOX QTY.
04

Model No	VT-793
SKU Code	3622
EAN Code	3800157607803

87cm Suitable For:
70w - 100w - 120w - 150w - 200w



LED Panels

Uniform radiance coupled with consistent illumination and zero hot or cold spots, just pure systematic radiance with the V-TAC LED Light Panels.




Product Features

- Ultra Slim Design
- Contemporary & Elegant Design
- Higher Light Transmission Rate
- Exterior shell, cannot be easily damaged
- No infrared, does not attract flies
- Easy to install
- No Lead or Mercury content hence environment friendly
- Dimmable options available in selected models

Applications

Office Lighting (Conference Room, Hospitals, Hotels, Shopping Malls, Showroom and lobby cabin etc.) Kitchen and Domestic Lighting



NEW

60 x 60 LED Panel

45W VT-6165

6419 3000k Warm White
6420 4000k Day White
6421 6400k White

EAN Code

3800157626828
3800157626835
3800157626842

BOX QTY.

06

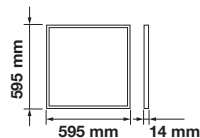
6
Pack

A+

V-TAC
PRO


5 YEARS
WARRANTY

Emergency Pack:	Available	PF:	> 0.9
Voltage/Frequency:	AC:220-240V,50Hz	Beam Angle:	120°
Luminous Flux:	3600lm	Body Type:	Aluminium+PMMA
LED Type:	SMD	Shape:	Square
CRI:	>80	Dimension:	595 x 595 x14mm



Drivers for Panels (EMC Approved)

SKU: **6269**
Type: **Dimmable**
Power: **45W**
EAN Code: **3800157614429**



60 x 60 LED Panel

45W VT-6060

60286 - 3000K Warm White	3800230624482
60246 - 4000K Day White	3800230623652
60256 - 6400K White	3800230623584

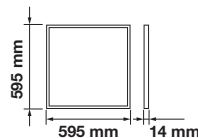
EAN Code

BOX QTY.
06

6
Pack

A+

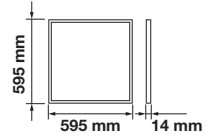
Emergency Pack:	Available	PF:	> 0.9
Voltage/Frequency:	AC:220-240V,50Hz	Beam Angle:	120°
Luminous Flux:	3600lm	Body Type:	Aluminium+PMMA+PP
LED Type:	SMD	Shape:	Square
CRI:	>80	Dimension:	595 x 595 x14mm



Drivers for Panels (EMC Approved)

SKU:	6019	6029	} Compatible with
Type:	Dimmable	Tridonic	
Power:	45W	45W	
EAN Code:	3800157604017	N/A	
			60286 / 62206
			60246 / 6218 6
			60256 / 62196

UGR<19 **Micro Prismatic**



60 x 60 LED Panel

45W VT-6068

EAN Code

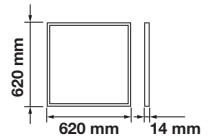
62206 - 3000K Warm White
62186 - 4000K Day White
62196 - 6400K White

3800157619516
 3800157609265
 3800157609272



Emergency Pack:	45W	PF:	> 0.9
Voltage/Frequency:	AC:220-240V,50Hz	Beam Angle:	120°
Luminous Flux:	3600lm	Body Type:	Aluminium+PMMA+PP
LED Type:	SMD	Shape:	Square
CRI:	>80	Dimension:	595 x 595 x14mm

UGR<19 **Micro Prismatic**



62 x 62 LED Panel

45W VT-6069

EAN Code

6222 - 3000K Warm White
6217 - 4000K Day White
6221 - 6400K White

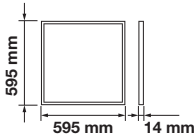
3800157604918
 3800157604857
 3800157604901



Emergency Pack:	Available	PF:	>0.9
Voltage/Frequency:	AC:220-240V,50Hz	Beam Angle:	120°
Luminous Flux:	3600lm	Body Type:	Aluminium+PMMA+PP
LED Type:	SMD	Shape:	Square
CRI:	>80	Dimension:	620 x 620 x14mm

Drivers for Panels (EMC Approved)

SKU:	6019	6029	} Compatible with	Compatible with
Type:	Dimmable	Tridonic		
Power:	45W	45W	60286 / 62206	6222
EAN Code:	3800157604017	N/A	60246 / 6218 6	6217
			60256 / 62196	6221



60 x 60 LED Panel

29W VT-6129

- 62406 / 6240 - 3000K Warm White
- 62416 / 6241 - 4000K Day White
- 62426 / 6242 - 6400K White

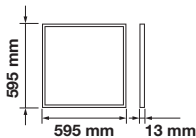
BOX QTY.
06
EAN Code

120⁺⁺
LM/W
HIGH LUMENS

- 3800157619608 / 3800157608169
- 3800157609289 / 3800157608176
- 3800157609296 / 3800157608183



Emergency Pack:	29W	PF:	>0.9
Voltage/Frequency:	AC:220-240V,50/60Hz	Beam Angle:	120°
Luminous Flux:	3600lm	Body Type:	Aluminium+PMMA+PC
LED Type:	SMD	Shape:	Square
CRI:	>80	Dimension:	595 x 595 x14mm



60 x 60 LED Panel

45W VT-6145

- 63776 - 3000K Warm White
- 62366 / 6236 - 4000K Day White
- 62376 / 6237 - 6400K White

BOX QTY.
06
EAN Code

120⁺⁺
LM/W
HIGH LUMENS

- 3800157622158
- 3800157615723 / 3800157607612
- 3800157615730 / 3800157607629

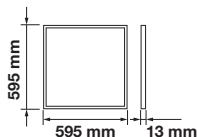


Emergency Pack:	Available	PF:	>0.9
Voltage/Frequency:	AC:220-240V,50/60Hz	Beam Angle:	120°
Luminous Flux:	5400lm	Body Type:	Aluminium+PMMA+PP
LED Type:	SMD	Shape:	Square
CRI:	>80	Dimension:	595 x 595 x13mm

Drivers for Panels (EMC Approved)

SKU: **6269**
 Type: **Dimmable**
 Power: **45W**
 EAN Code: **3800157614429**

BOX QTY.
50

**60 x 60 LED Panel****36W** VT-6136

6376 - 3000K Warm White
 6238 - 4000K Day White
 6239 - 6400K White

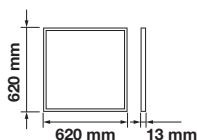
BOX QTY.
06

EAN Code

3800157622141
 3800157607636
 3800157607643

120⁺⁺ LM/W**HIGH LUMENS****A⁺⁺**

Emergency Pack:	36W	PF:	>0.9
Voltage/Frequency:	AC:220-240V,50/60Hz	Beam Angle:	120°
Luminous Flux:	4320lm	Body Type:	Aluminium+PMMA+PC
LED Type:	SMD	Shape:	Square
CRI:	>80	Dimension:	595 x 595 x13mm

**62 x 62 LED Panel****36W** VT-6137

63786 - 3000K Warm White
 62436 - 4000K Day White
 63796 - 6400K White

BOX QTY.
06

EAN Code

3800157622165
 3800157608190
 3800157622172

120⁺⁺ LM/W**HIGH LUMENS****A⁺⁺**

Emergency Pack:	Available	PF:	>0.9
Voltage/Frequency:	AC:220-240V,50/60Hz	Beam Angle:	120°
Luminous Flux:	4320lm	Body Type:	Aluminium+PMMA+PC
LED Type:	SMD	Shape:	Square
CRI:	>80	Dimension:	620 x 620 x13mm

Drivers for Panels (EMC Approved)

SKU: **6019**
 Type: **Dimmable**
 Power: **45W**
 EAN Code: **3800157604017**



120⁺⁺
LM/W
HIGH LUMENS

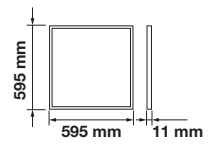
60 x 60 LED Panel

40W VT-6140

6331 - 4000K Day White
6330 - 6400K White

EAN Code
3800157620093
3800157620086

BOX QTY.
06
A⁺⁺



IP65
RATED

Emergency Pack:	Available	PF:	> 0.9
Voltage/Frequency:	AC:220-240V,50Hz	Beam Angle:	120°
Luminous Flux:	4960lm	Body Type:	Aluminium+PS
LED Type:	SMD	Shape:	Square
CRI:	>80	Dimension:	595 x 595 x14mm

2IN1
RECESSED OR SURFACE



NEW

60 x 60 LED Panel

36W VT-6139

6380 - 4000K Day White
6381 - 6400K White

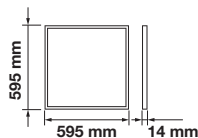
EAN Code

3800157624008
3800157624015

BOX QTY.

04

A+



Emergency Pack:	Available	PF:	> 0.9
Voltage/Frequency:	AC:200-240V,50/60Hz	Beam Angle:	120°
Luminous Flux:	2880lm	Body Type:	Aluminium+PMMA+PP
LED Type:	SMD	Shape:	Square
CRI:	>80	Dimension:	595 x 595 x14mm



Drivers for Panels (EMC Approved)

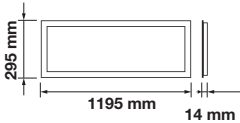
SKU:	6019	6029
Type:	Dimmable	Tridonic
Power:	45W	45W
EAN Code:	3800157604017	N/A

120⁺⁺
LM/W
HIGH LUMENS

30 x 120 LED Panel

29W VT-12031 EAN Code

6256 - 3000K Warm White	3800157610414
6257 - 4000K Day White	3800157610421
6258 - 6400K White	3800157610438



Emergency Pack:	Available	PF:	>0.9
Voltage/Frequency:	AC:200-240V,50/60Hz	Beam Angle:	120°
Luminous Flux:	3400lm	Body Type:	Aluminium+PMMA+PS
LED Type:	SMD	Shape:	Rectangle
CRI:	>80	Dimension:	1195 x 295 x14mm

NEW



Drivers for Panels (EMC Approved)

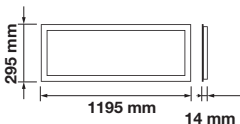
SKU:	6386
Type:	Non-Dimmable
Power:	45W
EAN Code:	

120⁺⁺
LM/W
HIGH LUMENS

30 x 120 LED Panel

45W VT-12046 EAN Code

6384 - 4000K Day White	3800157624770
6385 - 6400K White	3800157624787



Emergency Pack:	Available	PF:	>0.9
Voltage/Frequency:	DC:30-42,50/60Hz	Beam Angle:	120°
Luminous Flux:	5400lm	Body Type:	
LED Type:	SMD	Shape:	Rectangle
CRI:	>80	Dimension:	1195 x 295 x14mm



30 x 120 LED Panel

45W VT-12030

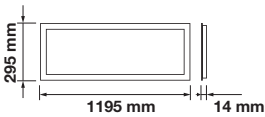
60696 - 3000K Warm White
60266 / 6026 - 4000K Day White
60276 - 6400K White

A+

BOX QTY.
06

EAN Code

3800157609326
3800157609302 / 3800230623638
3800157609319



Emergency Pack:	Available	PF:	> 0.9
Voltage/Frequency:	AC:200-240V,50/60Hz	Beam Angle:	120°
Luminous Flux:	3600lm	Body Type:	Aluminium+PMMA+PS
LED Type:	SMD	Shape:	Rectangle
CRI:	>80	Dimension:	1195 x 295 x14mm



30 x 120 LED Panel

45W VT-12032

6329 - 4000K Day White

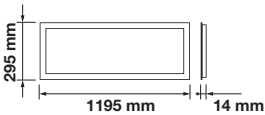
UGR<19

BOX QTY.
06

EAN Code

3800157619615

A+



Emergency Pack:	Available	PF:	> 0.9
Voltage/Frequency:	AC:200-240V,50/60Hz	Beam Angle:	120°
Luminous Flux:	3600lm	Body Type:	Aluminium+PMMA+PS
LED Type:	SMD	Shape:	Rectangle
CRI:	>80	Dimension:	1195 x 295 x14mm

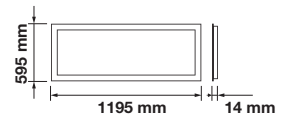
Drivers for Panels (EMC Approved)

SKU:	6019	6029
Type:	Dimmable	Tridonic
Power:	45W	45W
EAN Code:	3800157604017	N/A

BOX QTY.
01



120⁺⁺ LM/W
HIGH LUMENS



NEW

60 x 120 LED Panel

45W VT-12047

EAN Code

BOX QTY. 01

6425 4000k Day White
6426 6400k White

3800157626972
3800157626989

A⁺⁺

Emergency Pack:	Available	PF:	>0.9
Voltage/Frequency:	AC:220-240V,50/60Hz	Beam Angle:	120°
Luminous Flux:	5400lm	Body Type:	Aluminium+PMMA+PS
LED Type:	SMD	Shape:	Rectangle
CRI:	>80	Dimension:	1195 x 595 x14mm

Drivers for Panels (EMC Approved)

SKU: 6427
Type: Non -Dimmable
Power: 45W
EAN Code: 3800157626996

BOX QTY. 01



120⁺⁺
LM/W
HIGH LUMENS

60 x 120 LED Panel

BOX QTY.

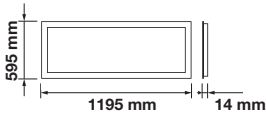
02

45W VT-12045

EAN Code

6332 - 4000K Day White
6333 - 6400K White

3800157620321
3800157620338



Emergency Pack:	Available	PF:	>0.9
Voltage/Frequency:	AC:200-240V,50/60Hz	Beam Angle:	120°
Luminous Flux:	5400lm	Body Type:	Aluminium+PMMA+PS
LED Type:	SMD	Shape:	Rectangle
CRI:	>80	Dimension:	1195 x 595 x 14mm

Drivers for Panels (EMC Approved)

SKU: 6386

Type: Non -Dimmable

EAN Code: 3800157624886

BOX QTY.

20



BOX QTY.

10

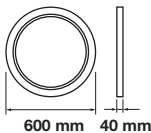
LED Surface Panel

48W VT-6148

EAN Code

6261 - 3000K Warm White
6260 - 6400K White

3800157612111
3800157612104



Voltage/Frequency:	AC:220-240V,50/60Hz	Beam Angle:	110°
Luminous Flux:	3850lm	Body Type:	Aluminium
LED Type:	SMD	Shape:	Round
CRI:	>80	Dimension:	Ø600 x 40mm
PF:	>0.9		

NEW



LED Suspended Panel

BOX QTY.
10

40W VT-6141 EAN Code
6432 - 4000K Day White 3800157628112



Emergency Pack:	Available	PF:	>0.9
Voltage/Frequency:	AC:85-265V,50/60Hz	Beam Angle:	120°
Luminous Flux:	3200lm	Body Type:	Die Cast Aluminium
LED Type:	SMD	Shape:	Round
CRI:	>80	Dimension:	Ø400mm

NEW



LED Suspended Panel

BOX QTY.
10

40W VT-6141 EAN Code
6433 - 4000K Day White 3800157628129



Emergency Pack:	Available	PF:	>0.9
Voltage/Frequency:	AC:85-265V,50/60Hz	Beam Angle:	120°
Luminous Flux:	3200lm	Body Type:	Die Cast Aluminium
LED Type:	SMD	Shape:	Round
CRI:	>80	Dimension:	Ø400mm



In order to make the slim panels more compatible, V-TAC has developed accessories so that the products can be installed in different types of option. This allows all our panels to be installed in three different types as required by the clients. They are :

- Recessed type
- Suspended mounted
- Surface mounted

Below are the accessories which support in making this type of installation possible:



Hanging Wires Fittings Kit

for Suspended Panels

PRODUCT SKU : 6018

EAN CODE: 3800230623669

Adjustable height from 0.3 to 1m

BOX QTY.
00

This product can be used for all sizes of panels , that is

- 300 x 300
- 600 x 600
- 1200 x 300
- 1200 x 600

Case for External mounting for panels



Mounting for 1200x 600

Product SKU: 9989

BOX QTY.
05



Mounting for 1200 x 300

Product SKU : 9969

EAN Code: 3800230623683

BOX QTY.
06



Case for External mounting for panels

We provide mounting cases with variety of sizes to fit our panels. Convert the recessed panel to surface panel and install it easily on solid surfaces.



Mounting for 300 x 300

Product SKU: 9970
EAN Code: 3800230623690

BOX QTY.
 **05**



Mounting for 600 x 600

Product SKU : 9999
EAN Code: 3800230623676

BOX QTY.
 **05**



Mounting for 620 x 620

Product SKU: 9997

BOX QTY.
 **05**



Extension Frame for 625 x 625

Product SKU : 9968
EAN Code: 3800230623706

BOX QTY.
 **13**

Mounting for 600 x 600

BOX QTY. **25**

Product SKU : 3678
EAN Code: 3800157625272

Plain sides,
No visible screws



Mounting for 600 x 600

BOX QTY. **20**

Product SKU : 6327
EAN Code: 3800157619424



Mounting for 295 x 1195

Product SKU : 3679
EAN Code: 3800157625289

BOX QTY. **12**

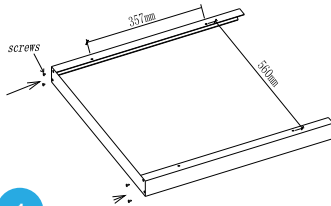


DIY DO IT YOURSELF

Installation Instruction for the Surface Mounted fixture of led Panel light

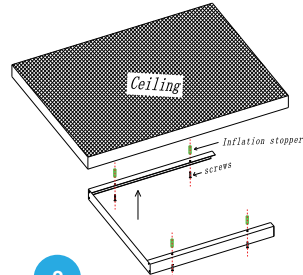
Here shows two installation methods, it should be installed differently according to your brought installation accessories.

Ceiling Mounted Type



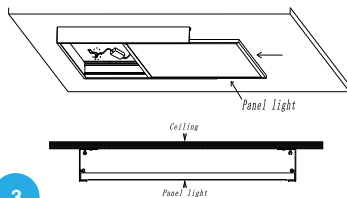
1

1. Install and fix the 3 pieces of Aluminium profile into together in screws



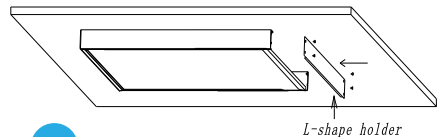
2

2. Install the fixed fixture with 3 sides on the ceiling



3

3. place the led panel into the fixture.



4

4. Install the last L shape Aluminium profile to the fixed fixtures with 3 sides, installation is finish turn on the power and light the luminaire



BOX QTY.
50

DALI
Constant Current Dimming Driver



BOX QTY.
50

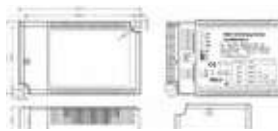
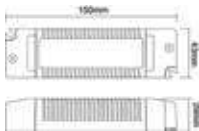
DALI
Multi-current Driver



BOX QTY.
05

DALI
Master

Model No:	VT-24030	VT-24045	VT-24050
SKU Code:	3110	3106	3107
Voltage:	AC:220V	20-39V -1050mp	N/A
Emergency Pack:	Max 30	40W/45W	<10W
EAN Code:	3800157622103	3800157606868	3800157606844



DALI
Touch Panel Controller

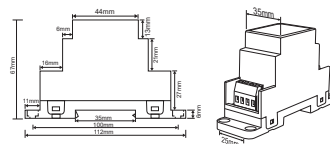
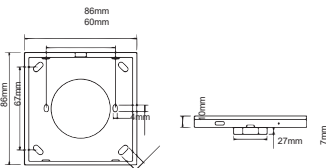
BOX QTY.
20



DALI
Bus Power Supply

BOX QTY.
50

Model No:	VT-24049	VT-24048
SKU Code:	3108	3109
Emergency Pack:	0.1W	4W
EAN Code:	3800157606851	



Driver for LED Panels

	 45W	 45W	 29W
SKU Code:	6270	6427	6271
Type:	Non-Dimmable	Non-Dimmable	Non-Dimmable
Voltage:	200-240V	200-240V	200-240V
Emergency Pack:	45W	45W	29W
EAN Code:	3800157614436	3800157626996	3800157614443

Drivers for LED Panels

	 29W	 45W	 70W
SKU Code	6268	6269	6328
Type	Dimmable	Dimmable	Dimmable
Voltage	200-240V	200-240V	200-240V
Watts	29W	45W	70W
EAN Code	3800157614412	3800157614429	3800157619592



120⁺⁺
LM/W
HIGH LUMENS

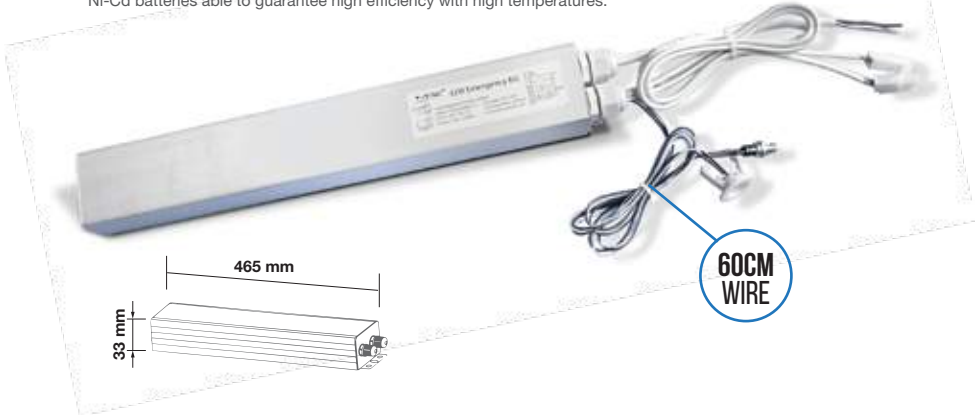


120⁺⁺
LM/W
HIGH LUMENS



Emergency Pack SLIM & SLEEK

3Hr LED emergency lighting kit, designed to suit a wide range of LED types and circuits. The models have sealed Ni-Cd batteries able to guarantee high efficiency with high temperatures.



VT-518

EAN Code

BOX QTY.
12

SKU Code 60303

3800157617451

Suitable for 29W to 45W LED Panels

Voltage:	AC:220-240V,50/60Hz	Battery:	NI-CD, 7,12V, 4000 mAh
Led output power:	10W Max	Color of Fixture:	Silver
Panel output power:	45W	Body Type:	Aluminium+PMMA+PS
Charging time:	≤ 36 hours	Size:	465 x52 x 33mm
Working time:	3 hours	Emergency switch on time:	<1 Second



VT-525

EAN Code

BOX QTY.
12

SKU Code 8275

Suitable for 6W to 24W LED Panels

Voltage:	AC:220-240V,50/60Hz	Battery:	NI-CD, 7,12V, 4000 mAh
Led output power:	4W Max	Color of Fixture:	Silver
Panel output power:	24W	Body Type:	Aluminium+PMMA+PS
Charging time:	≤ 36 hours	Size:	465 x52 x 33mm
Working time:	3 hours	Emergency switch on time:	<1 Second

The innovation of SMD lighting brought about the creation of the slim panels – a game changing answer to traditional downlight fixtures! Classy as it is, a mini panel fixture with built in LEDs also amounts to less than the old fittings.

Mini panels transform every setting into an ambiance with a modern touch to it with its systematic radiance and uniform lighting.

V-TAC offers the widest range in this product category. We also stock all three colour outputs from white to warm white and day light .They all come in retrofit cut out sizes from 4 inches, 6 inches and 8 inches.



Salient Features

|| Ultra Slim Design

≡ Contemporary & Elegant Design

⦿ Higher Light Transmission Rate

□ Exterior robust shell

🔌 Easy to install - Plug and play version

NEW



LED Liner Light

10W VT-10001

6401 3000k Warm White
6402 4000k Day White
6403 6000k White

BOX QTY.

20

EAN Code

3800157626620
3800157626637
3800157626644

A+

Emergency Pack:	Available	PF:	>0.5
Voltage/Frequency:	AC:85-265V	Beam Angle:	120°
Luminous Flux:	750lm	Body Type:	Aluminium
LED Type:	EPISTAR	Dimension:	160 x 45 x 65mm
CRI:	>80	Cuting Size:	138 x 32mm

NEW



LED Liner Light

20W VT-20001

6404 3000k Warm White
6405 4000k Day White
6406 6000k White

BOX QTY.

20

EAN Code

3800157626651
3800157626668
3800157626675

A+

Emergency Pack:	Available	PF:	>0.5
Voltage/Frequency:	AC:85-265V	Beam Angle:	120°
Luminous Flux:	1600lm	Body Type:	Aluminium
LED Type:	EPISTAR	Dimension:	290 x 45 x 65mm
CRI:	>80	Cuting Size:	170 x 32mm

NEW



LED Liner Light

30W VT-30001

6407 3000k Warm White
6408 4000k Day White
6409 6000k White

BOX QTY.

20

EAN Code

3800157626682
3800157626699
3800157626705

A+

Emergency Pack:	Available	PF:	>0.5
Voltage/Frequency:	AC:85-265V	Beam Angle:	120°
Luminous Flux:	2400lm	Body Type:	Aluminium
LED Type:	EPISTAR	Dimension:	430 x 45 x 65mm
CRI:	>80	Cuting Size:	405 x 32mm

NEW



LED Liner Light

10W VT-10002

- 6410 3000k Warm White
- 6411 4000k Day White
- 6412 6000k White

BOX QTY.

20

EAN Code

- 3800157626712
- 3800157626729
- 3800157626736

A+

Emergency Pack:	Available	PF:	>0.5
Voltage/Frequency:	AC:85-265V	Beam Angle:	120°
Luminous Flux:	700lm	Body Type:	Aluminium
LED Type:	EPISTAR	Dimension:	160 x 45 x 72mm
CRI:	>80	Cuting Size:	138 x 32mm

NEW



LED Liner Light

20W VT-20002

- 6413 3000k Warm White
- 6414 4000k Day White
- 6415 6000k White

BOX QTY.

20

EAN Code

- 3800157626743
- 3800157626750
- 3800157626767

A+

Emergency Pack:	Available	PF:	>0.5
Voltage/Frequency:	AC:85-265V	Beam Angle:	120°
Luminous Flux:	1400lm	Body Type:	Aluminium
LED Type:	EPISTAR	Dimension:	290 x 45 x 72mm
CRI:	>80	Cuting Size:	170 x 32mm

NEW



LED Liner Light

30W VT-30002

- 6416 3000k Warm White
- 6417 4000k Day White
- 6418 6000k White

BOX QTY.

20

EAN Code

- 3800157626774
- 3800157626781
- 3800157626798

A+

Emergency Pack:	Available	PF:	>0.9
Voltage/Frequency:	AC:85-265V	Beam Angle:	120°
Luminous Flux:	2100lm	Body Type:	Aluminium
LED Type:	EPISTAR	Dimension:	430 x 45 x 72mm
CRI:	>80	Cuting Size:	405 x 32mm



LED Panel

3W VT-307 RD

6292 - 3000K Warm White
6293 - 4000K Day White
6294 - 6400K White

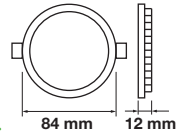
BOX QTY.

40

EAN Code

3800157616751
3800157616768
3800157616775

A+



Voltage/Frequency:	AC: 85-265V,50/60Hz	Beam Angle:	120°
Luminous Flux:	210lm	Body Type:	Aluminium+PMMA+PS
LED Type:	SMD	Shape:	Round
CRI:	>80	Dimension:	Ø84mm x 12mm
PF:	> 0.5	Cutting Size:	Ø73mm



LED Panel

6W VT-607 RD

4854 - 3000K Warm White
4855 - 4000K Daywhit
4856 - 6400K White

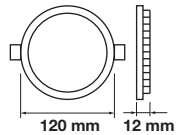
BOX QTY.

40

EAN Code

3800230629753
3800230629760
3800230629777

A+



Driver for Panel

SKU: **8120**
EAN Code: **3800157627337**

Emergency Pack:	Available	Beam Angle:	120°
Voltage/Frequency:	AC: 200-240V, 50/60Hz	Body Type:	Aluminium+PMMA+PS
Luminous Flux:	420lm	Shape:	Round
LED Type:	SMD	Dimension:	Ø120mm x 12mm
CRI:	>80	Cutting Size:	Ø105mm
PF:	> 0.5		



LED Panel

12W VT-1207 RD

4857 - 3000K Warm White
4858 - 4000K Day White
4859 - 6400K White

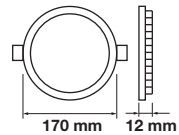
BOX QTY.

20

EAN Code

3800230629784
3800230629791
3800230629807

A+



Driver for Panel

SKU: **8121**
EAN Code: **3800157627344**

BOX QTY.

350

Emergency Pack:	Available	Beam Angle:	120°
Voltage/Frequency:	AC: 200-240V, 50/60Hz	Body Type:	Aluminium+PMMA+PS
Luminous Flux:	1000lm	Shape:	Round
LED Type:	SMD	Dimension:	Ø170mm x 12mm
CRI:	>80	Cutting Size:	Ø155mm
PF:	> 0.6		



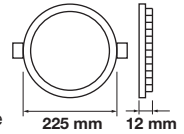
LED Panel

BOX QTY.
20

18W VT-1807 RD

- 4860 - 3000K Warm White
- 4861 - 4000K Day White
- 4862 - 6400K White

EAN Code
3800230629814
3800230629821
3800230629838



Driver for Panel

SKU: 8122
EAN Code: 3800157627351

BOX QTY.
220

Emergency Pack:	Available	Beam Angle:	120°
Voltage/Frequency:	AC: 200-240V, 50/60Hz	Body Type:	Aluminium+PMMA+PS
Luminous Flux:	1500lm	Shape:	Round
LED Type:	SMD	Dimension:	Ø225mm x 12mm
CRI:	>80	Cutting Size:	Ø205mm
PF:	> 0.6		



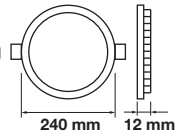
LED Panel

BOX QTY.
10

22W VT-2207 RD

- 6422 3000k Warm White
- 6423 4000k Day White
- 6424 6400k White

EAN Code
3800157626941
3800157626958
3800157626965



Emergency Pack:	Available	Beam Angle:	120°
Voltage/Frequency:	AC: 200-240V, 50/60Hz	Body Type:	Aluminium+PMMA+PS
Luminous Flux:	1800LM	Shape:	Round
LED Type:	SMD 2835	Dimension:	Ø240mm x 12mm
CRI:	>80	Cutting Size:	Ø220mm
PF:	>0.9		



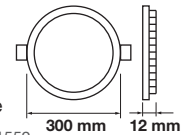
LED Panel

BOX QTY.
10

24W VT-2407 RD

- 4872 - 3000K Warm White
- 4873 - 4000K Day White
- 4874 - 6400K White

EAN Code
3800157601559
3800157601566
3800157601573



Driver for Panel

SKU: 8123
EAN Code: 3800157627368

BOX QTY.
220

Emergency Pack:	Available	Beam Angle:	120°
Voltage/Frequency:	AC:200-240V,50Hz	Body Type:	Aluminium+PMMA+PS
Luminous Flux:	2000lm	Shape:	Round
LED Type:	SMD	Dimension:	Ø300mm x 12mm
CRI:	>80	Cutting Size:	Ø285mm
PF:	>0.9		



LED Panel

3W VT-307 SQ

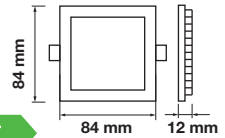
- 6295 - 3000K Warm White
- 6296 - 4000K Day White
- 6297 - 6400K White

BOX QTY.

40

EAN Code

- 3800157616782
- 3800157616799
- 3800157616805



Voltage/Frequency:	AC: 85-265V, 50/60Hz	Beam Angle:	120°
Luminous Flux:	210lm	Body Type:	Aluminium+PMMA+PS
LED Type:	SMD	Shape:	Square
CRI:	>80	Dimension:	84 x 84 x 12mm
PF:	> 0.5	Cutting Size:	73 x 73mm



LED Panel

6W VT-607 SQ

- 4863 - 3000K Warm White
- 4864 - 4000K Day White
- 4865 - 6400K White

BOX QTY.

40

EAN Code

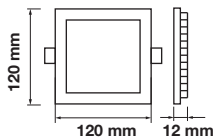
- 3800230629845
- 3800230629852
- 3800230629869



Driver for Panel

SKU: **8120**

EAN Code: **3800157627337**



Emergency Pack:	Available	Beam Angle:	120°
Voltage/Frequency:	AC: 200-240V, 50/60Hz	Body Type:	Aluminium+PMMA+PS
Luminous Flux:	420lm	Shape:	Square
LED Type:	SMD	Dimension:	120 x120 x 12mm
CRI:	>80	Cutting Size:	105mm x105mm
PF:	> 0.5		



LED Panel

12W VT-1207 SQ

- 4866 - 3000K Warm White
- 4867 - 4000K Day White
- 4868 - 6400K White

BOX QTY.

20

EAN Code

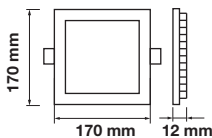
- 3800230629876
- 3800230629883
- 3800230629890



Driver for Panel

SKU: **8121**

EAN Code: **3800157627344**

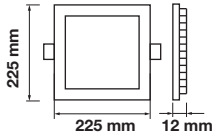


Emergency Pack:	Available	Beam Angle:	120°
Voltage/Frequency:	AC: 200-240V, 50/60Hz	Body Type:	Aluminium+PMMA+PS
Luminous Flux:	1000lm	Shape:	Square
LED Type:	SMD	Dimension:	170 x170 x 12mm
CRI:	>80	Cutting Size:	155mm x155mm
PF:	> 0.6		



Driver for Panel

SKU: **8122**
 EAN Code: **3800157627351**



LED Panel

18W VT-1807 SQ

4869 - 3000K Warm White
4870 - 4000K Day White
4871 - 6400K White

EAN Code

3800230629906
 3800230629913
 3800230629920

BOX QTY. **20**

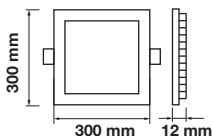
A+

Emergency Pack:	Available	Beam Angle:	120°
Voltage/Frequency:	AC: 200-240V, 50/60Hz	Body Type:	Aluminium+PMMA+PS
Luminous Flux:	1500lm	Shape:	Square
LED Type:	SMD	Dimension:	225 x 225 x 12mm
CRI:	>80	Cutting Size:	205mm x205mm
PF:	> 0.6		



Driver for Panel

SKU: **8123**
 EAN Code: **3800157627368**



LED Panel

24W VT-2407 SQ

4887 - 3000K Warm White
4888 - 4000K Day White
4889 - 6400K White

EAN Code

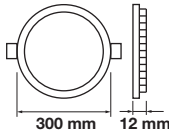
3800157602198
 3800157602204
 3800157602211

BOX QTY. **10**

A+

Emergency Pack:	Available	Beam Angle:	120°
Voltage/Frequency:	AC:200-240V,50Hz	Body Type:	Aluminium+PMMA+PS
Luminous Flux:	2000lm	Shape:	Square
LED Type:	SMD	Dimension:	300 x300 x 12mm
CRI:	>80	Cutting Size:	285mm x285mm
PF:	>0.9		

NEW



LED Panel

30W VT-3107

6428 - 4000K Day White
6429 - 6400K White

EAN Code

3800157628075
3800157628082

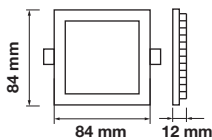
BOX QTY.

10

A+

Emergency Pack:	Available	Beam Angle:	120°
Voltage/Frequency:	AC:85-265V,50/60Hz	Body Type:	Aluminium+PMMA+PS
Luminous Flux:	2400lm	Shape:	Round
LED Type:	SMD	Dimension:	Ø300mm x 12mm
CRI:	>80	Cutting Size:	Ø280
PF:	>0.9		

NEW



LED Panel

30W VT-3107

6430 - 4000K Day White
6431 - 6400K White

EAN Code

3800157628099
3800157628105

BOX QTY.

10

A+

Emergency Pack:	Available	Beam Angle:	120°
Voltage/Frequency:	AC:85-265V,50/60Hz	Body Type:	Aluminium+PMMA+PS
Luminous Flux:	2400lm	Shape:	Square
LED Type:	SMD	Dimension:	300 x300 x 12mm
CRI:	>80	Cutting Size:	285mm x285mm
PF:	>0.9		

Dimmable Drivers for Premium Panels



BOX QTY.
200



BOX QTY.
200



BOX QTY.
200

SKU Code:	8073	8074	8075
Emergency Pack:	6W	12W	18W
Description:	LED Driver Dimmable	LED Driver Dimmable	LED Driver Dimmable
EAN Code:	3800157605823	3800157605830	3800157605847
Size:	110x42xH26mm	110x42xH26mm	110x42xH26mm

Compatible with

48549 /48559 /48569/ 48639 /48649/ 48659

Compatible with

48579 /48589 /48599/ 48669 /48679/
48689

Compatible with

48609 /48619 /48629/ 48699 /48709/
48719



BOX QTY.
200



BOX QTY.
50

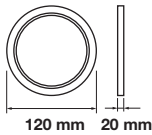
SKU Code:	8076	8070
Emergency Pack:	24W	18w +24W
Description:	LED Driver Dimmable	LED Driver Dimmable
EAN Code:	3800157605946	3800157616836
Size:	132x45xH26mm	132x45xH26mm

Compatible with

48729 /48739 /48749/ 48879 /48889/ 48899

Compatible with

4860 /4861 /4862 /4872 /4873 /4874
4869 /4870 /4871 /4887 /4888 /4889



LED Panel

8W VT-800 RD

- 4823 - 3000K Warm White 3800230622594
- 4822 - 4000K Day White 3800230624963
- 4821 - 6400K White 3800230622587

BOX QTY.

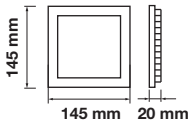
20

EAN Code

100⁺⁺
LM/W
HIGH LUMENS

A⁺

Emergency Pack:	Available	Beam Angle:	120°
Voltage/Frequency:	AC:110-265V, 50/60Hz	Body Type:	Aluminium(PKW)
Luminous Flux:	800lm	Shape:	Round
LED Type:	SMD	Dimension:	Ø120mm x 20mm
CRI:	>80	Cutting Size:	Ø105mm
PF:	>0.9		



LED Panel

8W VT-800 SQ

- 4820 - 3000K Warm White 3800230622570
- 4819 - 4000K Day White 3800230624970
- 4818 - 6400K White 3800230622563

BOX QTY.

20

EAN Code

100⁺⁺
LM/W
HIGH LUMENS

A⁺

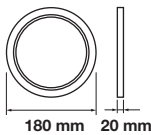
Emergency Pack:	Available	Beam Angle:	120°
Voltage/Frequency:	AC:110-265V, 50/60Hz	Body Type:	Aluminium(PKW)
Luminous Flux:	800lm	Shape:	Square
LED Type:	SMD	Dimension:	145 x145 x 20mm
CRI:	>80	Cutting Size:	125 x125mm
PF:	>0.9		

Drivers for Panels (EMC Approved)

SKU:	8036	8058
Type:	Non-dimmable	Dimmable
Power:	8W	8W
EAN Code:	3800230625519	3800230625540

BOX QTY.
200

BOX QTY.
80



LED Panel

15W VT-1500 RD

- 4829 - 3000K Warm White
- 4828 - 4000K Day White
- 4827 - 6400K White

BOX QTY.

20

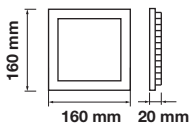
EAN Code

- 3800230622631
- 3800230624987
- 3800230622624

100⁺⁺
LM/W
HIGH LUMENS

A⁺

Emergency Pack:	Available	Beam Angle:	120°
Voltage/Frequency:	AC:110-265V, 50/60Hz	Body Type:	Aluminium(PKW)
Luminous Flux:	1500lm	Shape:	Round
LED Type:	SMD	Dimension:	Ø180mm x 20mm
CRI:	>80	Cutting Size:	Ø160mm
PF:	>0.9		



LED Panel

15W VT-1500 SQ

- 4826 - 3000K Warm White
- 4825 - 4000K Day White
- 4824 - 6400K White

BOX QTY.

20

EAN Code

- 3800230622617
- 3800230624994
- 3800230622600

100⁺⁺
LM/W
HIGH LUMENS

A⁺

Emergency Pack:	Available	Beam Angle:	120°
Voltage/Frequency:	AC:110-265V, 50/60Hz	Body Type:	Aluminium(PKW)
Luminous Flux:	1500lm	Shape:	Square
LED Type:	SMD	Dimension:	160 x160 x 20mm
CRI:	>80	Cutting Size:	140 x140mm
PF:	>0.9		

Drivers for Panels (EMC Approved)

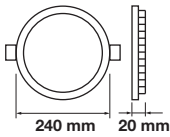
SKU:	8037	8059
Type:	Non-dimmable	Dimmable
Power:	15W	15W
EAN Code:	3800230625526	3800230625557

BOX QTY.

50

BOX QTY.

80



LED Panel

22W VT-2200 RD

- 4835 - 3000K Warm White
- 4834 - 4000K Day White
- 4833 - 6400K White

BOX QTY.

20

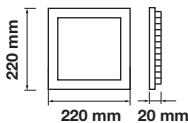
EAN Code

- 3800230622679
- 3800230625007
- 3800230622662

100⁺⁺
LM/W
HIGH LUMENS

A⁺

Emergency Pack:	Available	Beam Angle:	120°
Voltage/Frequency:	AC: 110-265V, 50/60Hz	Body Type:	Aluminium (PKW)
Luminous Flux:	2200lm	Shape:	Round
LED Type:	SMD	Dimension:	Ø240mm x 20mm
CRI:	> 80	Cutting Size:	Ø220mm
PF:	> 0.9		



LED Panel

22W VT-2200 SQ

- 4832 - 3000K Warm White
- 4831 - 4000K Day White
- 4830 - 6400K White

BOX QTY.

20

EAN Code

- 3800230622655
- 3800230625014
- 3800230622648

100⁺⁺
LM/W
HIGH LUMENS

A⁺

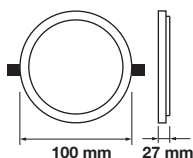
Emergency Pack:	Available	Beam Angle:	120°
Voltage/Frequency:	AC: 110-265V, 50/60Hz	Body Type:	Aluminium(PKW)
Luminous Flux:	2200lm	Shape:	Square
LED Type:	SMD	Dimension:	220 x220 x 20mm
CRI:	>80	Cutting Size:	195 x195mm
PF:	> 0.9		

Drivers for Panels (EMC Approved)

SKU:	8038	8060
Type:	Non-Dimmable	Dimmable Driver
Power:	22W	22W
EAN Code:	3800230625533	3800230625564

BOX QTY.
80

BOX QTY.
80



LED Panel

8W VT-888 RD

- 4931 - 3000K Warm White
- 4932 - 4000K Day White
- 4933 - 6400K White

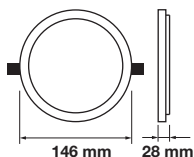
BOX QTY.
100

EAN Code

- 3800157606479
- 3800157606486
- 3800157606493



Emergency Pack:	Available	Beam Angle:	110°
Voltage/Frequency:	AC: 85-265V, 50/60Hz	Body Type:	Aluminium
Luminous Flux:	800lm	Shape:	Round
LED Type:	SMD	Dimension:	Ø100mm x 27mm
CRI:	>80	Cutting Size:	Ø90mm
PF:	>0.9		



LED Panel

15W VT-1515 RD

- 4934 - 3000K Warm White
- 4935 - 4000K Day White
- 4936 - 6400K White

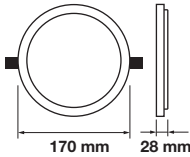
BOX QTY.
40

EAN Code

- 3800157606509
- 3800157606516
- 3800157606523



Emergency Pack:	Available	Beam Angle:	110°
Voltage/Frequency:	AC: 85-265V, 50/60Hz	Body Type:	Aluminium
Luminous Flux:	1500lm	Shape:	Round
LED Type:	SMD	Dimension:	Ø146mm x 28mm
CRI:	>80	Cutting Size:	Ø130mm
PF:	>0.9		



LED Panel

22W VT-2222 RD

- 4937 - 3000K Warm White
- 4938 - 4000K Day White
- 4939 - 6400K White

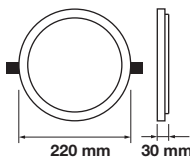
BOX QTY.
40

EAN Code

- 3800157606530
- 3800157606547
- 3800157606554



Emergency Pack:	Available	Beam Angle:	110°
Voltage/Frequency:	AC: 85-265V, 50/60Hz	Body Type:	Aluminium
Luminous Flux:	2200lm	Shape:	Round
LED Type:	SMD	Dimension:	Ø170mm x 28mm
CRI:	>80	Cutting Size:	Ø155mm
PF:	>0.9		



LED Panel

29W VT-2929 RD

- 4940 - 3000K Warm White
- 4941 - 4000K Day White
- 4942 - 6400K White

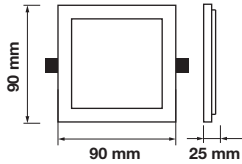
BOX QTY.
20

EAN Code

- 3800157606561
- 3800157606578
- 3800157606585



Emergency Pack:	Available	Beam Angle:	110°
Voltage/Frequency:	AC: 85-265V, 50/60Hz	Body Type:	Aluminium
Luminous Flux:	2800lm	Shape:	Round
LED Type:	SMD	Dimension:	Ø220mm x 30mm
CRI:	>80	Cutting Size:	Ø195mm
PF:	>0.9		



LED Panel

8W VT-888 SQ

- 4943 - 3000K Warm White
- 4944 - 4000K Day White
- 4945 - 6400K White

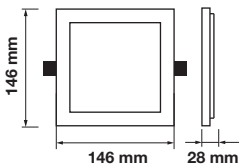
BOX QTY.
100

EAN Code

- 3800157606592
- 3800157606608
- 3800157606615



Emergency Pack:	Available	Beam Angle:	110°
Voltage/Frequency:	AC: 85-265V, 50/60Hz	Body Type:	Aluminium
Luminous Flux:	800lm	Shape:	Square
LED Type:	SMD	Dimension:	90 x 90 x 25mm
CRI:	>80	Cutting Size:	75mm x 75mm
PF:	>0.9		



LED Panel

15W VT-1515 SQ

- 4946 - 3000K Warm White
- 4947 - 4000K Day White
- 4948 - 6400K White

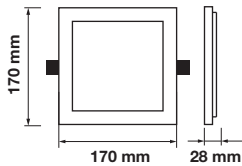

BOX QTY.
40

EAN Code

- 3800157606622
- 3800157606639
- 3800157606646



Emergency Pack:	Available	Beam Angle:	110°
Voltage/Frequency:	AC: 85-265V, 50/60Hz	Body Type:	Aluminium
Luminous Flux:	1500lm	Shape:	Square
LED Type:	SMD	Dimension:	146 x146 x 28mm
CRI:	>80	Cutting Size:	130mm x 130mm
PF:	>0.9		



LED Panel

22W VT-2222 SQ

- 4949 - 3000K Warm White
- 4797 - 4000K Day White
- 4798 - 6400K White

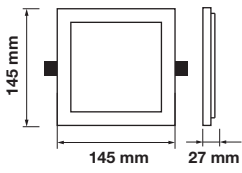
BOX QTY.
40

EAN Code

- 3800157606653
- 3800157606660
- 3800157606677



Emergency Pack:	Available	Beam Angle:	110°
Voltage/Frequency:	AC: 85-265V, 50/60Hz	Body Type:	Aluminium
Luminous Flux:	2200lm	Shape:	Square
LED Type:	SMD	Dimension:	170 x 170 x 28mm
CRI:	>80	Cutting Size:	155mm x 155mm
PF:	>0.9		



LED Panel

29W VT-2929 SQ

- 5031 - 3000K Warm White
- 5032 - 4000K Day White
- 5033 - 6400K White

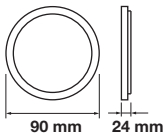
BOX QTY.
40

EAN Code

- 3800157606684
- 3800157606691
- 3800157606707



Emergency Pack:	Available	Beam Angle:	110°
Voltage/Frequency:	AC: 85-265V, 50/60Hz	Body Type:	Aluminium
Luminous Flux:	2800lm	Shape:	Square
LED Type:	SMD	Dimension:	200 x 200 x 27mm
CRI:	>80	Cutting Size:	185mm x 185mm
PF:	>0.9		



LED SurfacePanel

6W VT-605 RD

- 4904 - 3000K Warm White
- 4905 - 4000K Day White
- 4906 - 6400K White

BOX QTY.

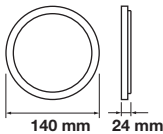
40

EAN Code

- 3800157605380
- 3800157605397
- 3800157605403



Emergency Pack:	Available	PF:	>0.5
Voltage/Frequency:	AC:85-265V,50/60Hz	Beam Angle:	120°
Luminous Flux:	420lm	Body Type:	Aluminium
LED Type:	SMD	Shape:	Round
CRI:	>80	Dimension:	Ø90mm x 24mm



LED SurfacePanel

12W VT-1205 RD

- 4910 - 3000K Warm White
- 4911 - 4000K Day White
- 4912 - 6400K White

BOX QTY.

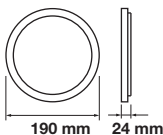
40

EAN Code

- 3800157605441
- 3800157605458
- 3800157605465



Emergency Pack:	Available	PF:	>0.6
Voltage/Frequency:	AC:85-265V,50/60Hz	Beam Angle:	120°
Luminous Flux:	900lm	Body Type:	Aluminium
LED Type:	SMD	Shape:	Round
CRI:	>80	Dimension:	Ø140mm x 24mm



LED SurfacePanel

18W VT-1805 RD

- 4916 - 3000K Warm White
- 4917 - 4000K Day White
- 4918 - 6400K White

BOX QTY.

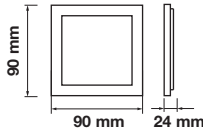
20

EAN Code

- 3800157605502
- 3800157605519
- 3800157605526



Emergency Pack:	Available	PF:	>0.6
Voltage/Frequency:	AC:85-265V,50/60Hz	Beam Angle:	120°
Luminous Flux:	1440lm	Body Type:	Aluminium
LED Type:	SMD	Shape:	Round
CRI:	>80	Dimension:	Ø190mm x 24mm



LED SurfacePanel

6W VT-605 SQ

- 4907 - 3000K Warm White
- 4908 - 4000K Day White
- 4909 - 6400K White

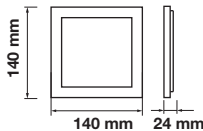
BOX QTY.
40

EAN Code

- 3800157605410
- 3800157605427
- 3800157605434



Emergency Pack:	Available	PF:	>0.5
Voltage/Frequency:	AC:85-265V,50/60Hz	Beam Angle:	120°
Luminous Flux:	420lm	Body Type:	Aluminium
LED Type:	SMD	Shape:	Square
CRI:	>80	Dimension:	90 x 90 x 24mm



LED SurfacePanel

12W VT-1205 SQ

- 4913 - 3000K Warm White
- 4914 - 4000K Day White
- 4915 - 6400K White

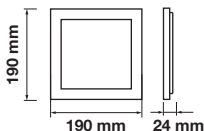
BOX QTY.
40

EAN Code

- 3800157605472
- 3800157605489
- 3800157605496



Emergency Pack:	Available	PF:	>0.6
Voltage/Frequency:	AC:85-265V,50/60Hz	Beam Angle:	120°
Luminous Flux:	900lm	Body Type:	Aluminium
LED Type:	SMD	Shape:	Square
CRI:	>80	Dimension:	140 x 140 x 24mm



LED SurfacePanel

18W VT-1805 SQ

- 4919 - 3000K Warm White
- 4920 - 4000K Day White
- 4921 - 6400K White

BOX QTY.
20

EAN Code

- 3800157605533
- 3800157605540
- 3800157605557



Emergency Pack:	Available	PF:	>0.6
Voltage/Frequency:	AC:85-265V,50/60Hz	Beam Angle:	120°
Luminous Flux:	1440lm	Body Type:	Aluminium
LED Type:	SMD	Shape:	Square
CRI:	>80	Dimension:	190 x 190 x 24mm



100⁺⁺
LM/W
HIGH LUMENS



LED Panel

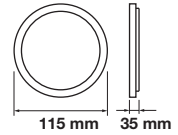
8W VT-1408 RD

4805 - 3000K Warm White
4804 - 4000K Day White
4803 - 6400K White

BOX QTY.
20

EAN Code

3800230622730
3800230622723
3800230622716



Emergency Pack:	Available	PF:	> 0.9
Voltage/Frequency:	AC: 85-265V, 50/60Hz	Beam Angle:	120°
Luminous Flux:	800lm	Body Type:	Aluminium
LED Type:	SMD	Shape:	Round
CRI:	>80	Dimension:	Ø110mm x 35mm



100⁺⁺
LM/W
HIGH LUMENS



LED Panel

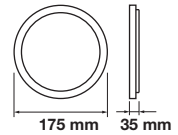
15W VT-1415 RD

4811 - 3000K Warm White
4810 - 4000K Day White
4809 - 6400K White

BOX QTY.
20

EAN Code

3800230622792
3800230622785
3800230622778



Emergency Pack:	Available	PF:	>0.9
Voltage/Frequency:	AC: 85-265V, 50/60Hz	Beam Angle:	120°
Luminous Flux:	1500lm	Body Type:	Aluminium
LED Type:	SMD	Shape:	Round
CRI:	>80	Dimension:	Ø160mm x 35mm



100⁺⁺
LM/W
HIGH LUMENS



LED Panel

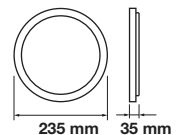
22W VT-1422 RD

4817 - 3000K Warm White
4816 - 4000K Day White
4815 - 6400K White

BOX QTY.
20

EAN Code

3800230622853
3800230622846
3800230622839



Emergency Pack:	Available	PF:	> 0.9
Voltage/Frequency:	AC: 85-265V, 50/60Hz	Beam Angle:	120°
Luminous Flux:	2200lm	Body Type:	Aluminium
LED Type:	SMD 5630	Shape:	Round
CRI:	> 80	Dimension:	Ø205mm x 35mm



100⁺⁺
LM/W
HIGH LUMENS

Surface

LED Panel

8W VT-1408 SQ

4802 - 3000K Warm White
4801 - 4000K Day White
4800 - 6400K White

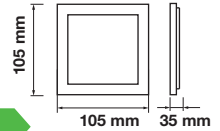
BOX QTY.

20

EAN Code

3800230622709
3800230622693
3800230622686

A⁺



Emergency Pack:	Available	PF:	> 0.9
Voltage/Frequency:	AC: 85-265V, 50/60Hz	Beam Angle:	120°
Luminous Flux:	800lm	Body Type:	Aluminium
LED Type:	SMD 5630	Shape:	Square
CRI:	>80	Dimension:	107 x 107 x 35mm



100⁺⁺
LM/W
HIGH LUMENS

Surface

LED Panel

15W VT-1415 SQ

4808 - 3000K Warm White
4807 - 4000K Day White
4806 - 6400K White

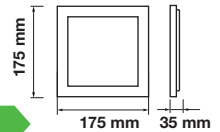
BOX QTY.

20

EAN Code

3800230622761
3800230622754
3800230622747

A⁺



Emergency Pack:	Available	PF:	> 0.9
Voltage/Frequency:	AC: 85-265V, 50/60Hz	Beam Angle:	120°
Luminous Flux:	1500lm	Body Type:	Aluminium
LED Type:	SMD 5630	Shape:	Square
CRI:	>80	Dimension:	155 x 155 x 35mm



100⁺⁺
LM/W
HIGH LUMENS

Surface

LED Panel

22W VT-1422 SQ

4814 - 3000K Warm White
4813 - 4000K Day White
4812 - 6400K White

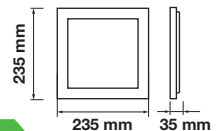
BOX QTY.

20

EAN Code

3800230622822
3800230622815
3800230622808

A⁺



Emergency Pack:	Available	PF:	> 0.9
Voltage/Frequency:	AC: 85-265V, 50/60Hz	Beam Angle:	120°
Luminous Flux:	2200lm	Body Type:	Aluminium
LED Type:	SMD 5630	Shape:	Square
CRI:	> 80	Dimension:	205 x 205 x 35mm



Round Chrome

6W VT-607CH

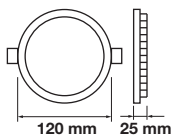
- 6334 - 3000K Warm White
- 6335 - 4000K Day White
- 6336 - 6400K White

BOX QTY.

40

EAN Code

- 3800157621182
- 3800157621199
- 3800157621205



Emergency Pack:	Available	Beam Angle:	120°
Voltage/Frequency:	AC: 85-265V, 50/60Hz	Body Type:	Aluminium+Chrome
Luminous Flux:	420lm	Shape:	Round
LED Type:	SMD	Dimension:	Ø120mm x 25mm
CRI:	>80	Cutting Size:	Ø105mm
PF:	> 0.5		



Round Chrome

12W VT-1207CH

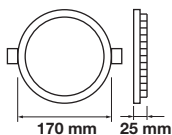
- 6340 - 3000K Warm White
- 6341 - 4000K Day White
- 6342 - 6400K White

BOX QTY.

20

EAN Code

- 3800157621243
- 3800157621250
- 3800157621267



Emergency Pack:	Available	Beam Angle:	120°
Voltage/Frequency:	AC: 85-265V, 50/60Hz	Body Type:	Aluminium+Chrome
Luminous Flux:	1000lm	Shape:	Round
LED Type:	SMD	Dimension:	Ø170mm x 25mm
CRI:	>80	Cutting Size:	Ø155mm
PF:	> 0.6		



Round Chrome

18W VT-1807CH

- 6346 - 3000K Warm White
- 6347 - 4000K Day White
- 6348 - 6400K White

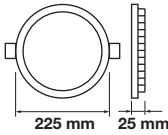
BOX QTY.

20

EAN Code

- 3800157621304
- 3800157621311
- 3800157621328

A+



Emergency Pack:	Available	Beam Angle:	120°
Voltage/Frequency:	AC: 85-265V, 50/60Hz	Body Type:	Aluminium+Chrome
Luminous Flux:	1500lm	Shape:	Round
LED Type:	SMD	Dimension:	Ø225mm x 25mm
CRI:	>80	Cutting Size:	Ø205mm
PF:	> 0.6		



Round Chrome

24W VT-2407CH

- 6352 - 3000K Warm White
- 6353 - 4000K Day White
- 6354 - 6400K White

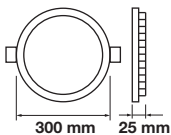
BOX QTY.

10

EAN Code

- 3800157621366
- 3800157621373
- 3800157621380

A+



Emergency Pack:	Available	Beam Angle:	120°
Voltage/Frequency:	AC: 85-265V, 50/60Hz	Body Type:	Aluminium+Chrome
Luminous Flux:	2000lm	Shape:	Round
LED Type:	SMD	Dimension:	Ø300mm x 25mm
CRI:	>80	Cutting Size:	Ø285mm
PF:	>0.9		



Round-Satin Nickel

6W VT-607SN

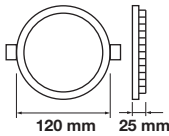
- 6337 - 3000K Warm White
- 6338 - 4000K Day White
- 6339 - 6400K White

BOX QTY.

40

EAN Code

- 3800157621212
- 3800157621229
- 3800157621236



Emergency Pack:	Available	Beam Angle:	120°
Voltage/Frequency:	AC: 85-265V, 50/60Hz	Body Type:	Aluminium+Satin Nickel
Luminous Flux:	420lm	Shape:	Round
LED Type:	SMD	Dimension:	Ø120mm x 25mm
CRI:	>80	Cutting Size:	Ø105mm
PF:	> 0.5		



Round-Satin Nickel

12W VT-1207SN

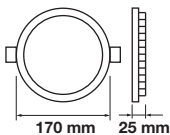
- 6343 - 3000K Warm White
- 6344 - 4000K Day White
- 6345 - 6400K White

BOX QTY.

40

EAN Code

- 3800157621274
- 3800157621281
- 3800157621298



Emergency Pack:	Available	Beam Angle:	120°
Voltage/Frequency:	AC: 85-265V, 50/60Hz	Body Type:	Aluminium+Satin Nickel
Luminous Flux:	1000lm	Shape:	Round
LED Type:	SMD	Dimension:	Ø170mm x 25mm
CRI:	>80	Cutting Size:	Ø155mm
PF:	> 0.6		



Round-Satin Nickel

18W VT-1807SN

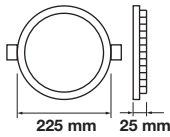
- 6349 - 3000K Warm White
- 6350 - 4000K Day White
- 6351 - 6400K White

BOX QTY.

20

EAN Code

- 3800157621335
- 3800157621342
- 3800157621359



Emergency Pack:	Available	Beam Angle:	120°
Voltage/Frequency:	AC: 85-265V, 50/60Hz	Body Type:	Aluminium+Satin Nickel
Luminous Flux:	1500lm	Shape:	Round
LED Type:	SMD	Dimension:	Ø225mm x 25mm
CRI:	>80	Cutting Size:	Ø205mm
PF:	> 0.6		



Round-Satin Nickel

24W VT-2407SN

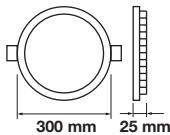
- 6355 - 3000K Warm White
- 6356 - 4000K Day White
- 6357 - 6400K White

BOX QTY.

10

EAN Code

- 3800157621397
- 3800157621403
- 3800157621410



Emergency Pack:	Available	Beam Angle:	120°
Voltage/Frequency:	AC: 85-265V, 50/60Hz	Body Type:	Aluminium+Satin Nickel
Luminous Flux:	2000lm	Shape:	Round
LED Type:	SMD	Dimension:	Ø300mm x 25mm
CRI:	>80	Cutting Size:	Ø285mm
PF:	>0.7		



Round Chrome

6W VT-605CH

- 6358 - 3000K Warm White
- 6359 - 4000K Day White
- 6360 - 6400K White

BOX QTY.

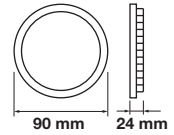
40

EAN Code

3800157621427

3800157621434

3800157621441



Emergency Pack:	Available	PF:	>0.5
Voltage/Frequency:	AC:85-265V,50/60Hz	Beam Angle:	120°
Luminous Flux:	420lm	Body Type:	Aluminium
LED Type:	SMD	Shape:	Round
CRI:	>80	Dimension:	Ø90mm x 24mm



Round Chrome

12W VT-1205CH

- 6364 - 3000K Warm White
- 6365 - 4000K Day White
- 6366 - 6400K White

BOX QTY.

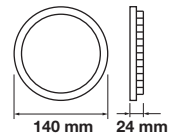
40

EAN Code

3800157621489

3800157621496

3800157621502



Emergency Pack:	Available	PF:	>0.6
Voltage/Frequency:	AC:85-265V,50/60Hz	Beam Angle:	120°
Luminous Flux:	1000lm	Body Type:	Aluminium
LED Type:	SMD	Shape:	Round
CRI:	>80	Dimension:	Ø140mm x 24mm



Round Chrome

18W VT-1805CH

- 6370 - 3000K Warm White
- 6371 - 4000K Day White
- 6372 - 6400K White

BOX QTY.

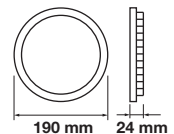
20

EAN Code

3800230629876

3800230629883

3800230629890



Emergency Pack:	Available	PF:	>0.6
Voltage/Frequency:	AC:85-265V,50/60Hz	Beam Angle:	120°
Luminous Flux:	1500lm	Body Type:	Aluminium
LED Type:	SMD	Shape:	Round
CRI:	>80	Dimension:	Ø190mm x 24mm



Round-Satin Nickel

6W VT-605SN

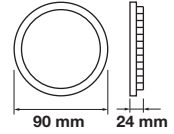
- 6361 - 3000K Warm White
- 6362 - 4000K Day White
- 6363 - 6400K White

BOX QTY.

40

EAN Code

- 3800157621458
- 3800157621465
- 3800157621472



Emergency Pack:	Available	PF:	>0.5
Voltage/Frequency:	AC:85-265V,50/60Hz	Beam Angle:	120°
Luminous Flux:	420lm	Body Type:	Aluminium
LED Type:	SMD	Shape:	Round
CRI:	>80	Dimension:	Ø90mm x 24mm



Round-Satin Nickel

12W VT-1205SN

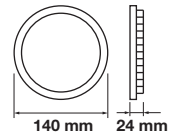
- 6367 - 3000K Warm White
- 6368 - 4000K Day White
- 6369 - 6400K White

BOX QTY.

40

EAN Code

- 3800157621519
- 3800157621526
- 3800157621533



Emergency Pack:	Available	PF:	>0.6
Voltage/Frequency:	AC:85-265V,50/60Hz	Beam Angle:	120°
Luminous Flux:	1000lm	Body Type:	Aluminium
LED Type:	SMD	Shape:	Round
CRI:	>80	Dimension:	Ø140mm x 24mm



Round-Satin Nickel

18W VT-1805SN

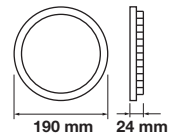
- 6373 - 3000K Warm White
- 6374 - 4000K Day White
- 6375 - 6400K White

BOX QTY.

20

EAN Code

- 3800157621571
- 3800157621588
- 3800157621595



Emergency Pack:	Available	PF:	>0.6
Voltage/Frequency:	AC:85-265V,50/60Hz	Beam Angle:	120°
Luminous Flux:	1500lm	Body Type:	Aluminium
LED Type:	SMD	Shape:	Round
CRI:	>80	Dimension:	Ø190mm x 24mm



Surface Mounted

LED Panel

8W VT-809 SQ

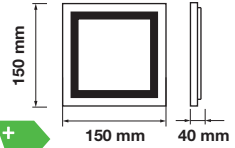
- 4922 - 3000K Warm White
- 4923 - 4000K Day White
- 4924 - 6400K White

BOX QTY.

20

EAN Code

- 3800157605564
- 3800157605571
- 3800157605588



Emergency Pack:	Available	PF:	>0.9
Voltage/Frequency:	AC:100-240V,50/60Hz	Beam Angle:	120°
Luminous Flux:	800lm	Body Type:	PKW
LED Type:	SMD	Shape:	Square
CRI:	>80	Dimension:	150 x 150 x 40mm



Surface Mounted

LED Panel

15W VT-1509 SQ

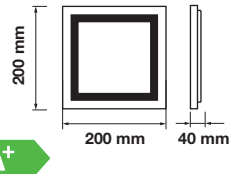
- 4925 - 3000K Warm White
- 4926 - 4000K Day White
- 4927 - 6400K White

BOX QTY.

20

EAN Code

- 3800157605595
- 3800157605601
- 3800157605618



Emergency Pack:	Available	PF:	>0.9
Voltage/Frequency:	AC:100-240V,50/60Hz	Beam Angle:	120°
Luminous Flux:	1500lm	Body Type:	PKW
LED Type:	SMD	Shape:	Square
CRI:	>80	Dimension:	200 x 200 x 40mm



Surface Mounted

LED Panel

22W VT-2209 SQ

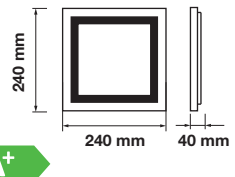
- 4928 - 3000K Warm White
- 4929 - 4000K Day White
- 4930 - 6400K White

BOX QTY.

20

EAN Code

- 3800157605625
- 3800157605632
- 3800157605649



Emergency Pack:	Available	PF:	>0.9
Voltage/Frequency:	AC:100-240V,50/60Hz	Beam Angle:	120°
Luminous Flux:	2200lm	Body Type:	PKW
LED Type:	SMD	Shape:	Square
CRI:	>80	Dimension:	240 x 240 x 40mm



LED Panel

8W VT-809

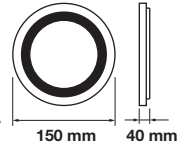
- 4890 - 3000K Warm White
- 4891 - 4000K Day White
- 4892 - 6400K White

BOX QTY.

20

EAN Code

- 3800157602594
- 3800157602600
- 3800157602617



Emergency Pack:	Available	PF:	>0.9
Voltage/Frequency:	AC:100-240V,50/60Hz	Beam Angle:	120°
Luminous Flux:	800lm	Body Type:	PKW
LED Type:	SMD	Shape:	Round
CRI:	>80	Dimension:	Ø150mm x 40mm



LED Panel

15W VT-1509

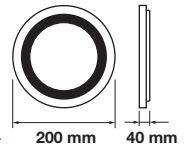
- 4893 - 3000K Warm White
- 4894 - 4000K Day White
- 4895 - 6400K White

BOX QTY.

20

EAN Code

- 3800157602624
- 3800157602631
- 3800157602648



Emergency Pack:	Available	PF:	>0.9
Voltage/Frequency:	AC:100-240V,50/60Hz	Beam Angle:	120°
Luminous Flux:	1500lm	Body Type:	PKW
LED Type:	SMD	Shape:	Round
CRI:	>80	Dimension:	Ø200mm x 40mm



LED Panel

22W VT-2209

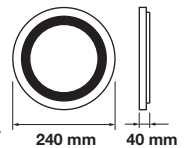
- 4896 - 3000K Warm White
- 4897 - 4000K Day White
- 4898 - 6400K White

BOX QTY.

20

EAN Code

- 3800157602655
- 3800157602662
- 3800157602679



Emergency Pack:	Available	PF:	>0.9
Voltage/Frequency:	AC:100-240V,50/60Hz	Beam Angle:	120°
Luminous Flux:	2200lm	Body Type:	PKW
LED Type:	SMD	Shape:	Round
CRI:	>80	Dimension:	Ø240mm x 40mm



LED Panel

6W VT-602G RD

4740 - 3000K Warm White
6277 - 4000K Day White
4739 - 6400K White

BOX QTY.

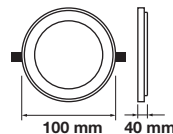
40

EAN Code

3800230622891

3800157615754

3800230622884



Emergency Pack:	Available	Beam Angle:	120°
Voltage/Frequency:	AC: 100-240V, 50/60Hz	Body Type:	Glass+Aluminium
Luminous Flux:	420lm	Shape:	Round
LED Type:	SMD	Dimension:	Ø100mm x40mm
CRI:	>80	Cutting Size:	Ø75mm
PF:	>0.5		



LED Panel

12W VT-1202G RD

4744 - 3000K Warm White
6279 - 4000K Day White
4743 - 6400K White

BOX QTY.

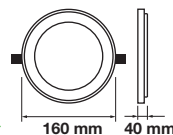
20

EAN Code

3800230622938

3800157615778

3800230622921



Emergency Pack:	Available	Beam Angle:	120°
Voltage/Frequency:	AC: 100-240V, 50/60Hz	Body Type:	Glass+Aluminium
Luminous Flux:	840lm	Shape:	Round
LED Type:	SMD	Dimension:	Ø160mm x40mm
CRI:	>80	Cutting Size:	Ø120mm
PF:	> 0.5		



LED Panel

18W VT-1881G RD

4760 - 3000K Warm White
6281 - 4000K Day White
4759 - 6400K White

BOX QTY.

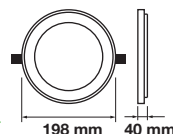
20

EAN Code

3800230622976

3800157615792

3800230622969



Emergency Pack:	Available	Beam Angle:	120°
Voltage/Frequency:	AC: 100-240V, 50/60Hz	Body Type:	Glass+Aluminium
Luminous Flux:	1260lm	Shape:	Round
LED Type:	SMD	Dimension:	Ø198mm x40mm
CRI:	>80	Cutting Size:	Ø145mm
PF:	> 0.5		

**LED Panel****6W** VT-602G SQ

4738 - 3000K Warm White
 6276 - 4000K Day White
 4737 - 6400K White

BOX QTY.

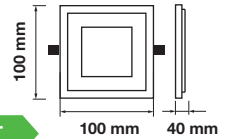
40

EAN Code

3800230622877

3800157615747

3800230622860



Emergency Pack:	Available	Beam Angle:	120°
Voltage/Frequency:	AC: 100-240V, 50/60Hz	Body Type:	Glass+Aluminium
Luminous Flux:	420lm	Shape:	Round
LED Type:	SMD	Dimension:	100 x 100 x 40mm
CRI:	>80	Cutting Size:	75mm x 75mm
PF:	>0.5		

**LED Panel****12W** VT-1202G SQ

4742 - 3000K Warm White
 6278 - 4000K Day White
 4741 - 6400K White

BOX QTY.

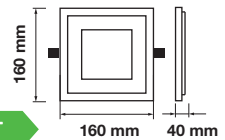
20

EAN Code

3800230622914

3800157615761

3800230622907



Emergency Pack:	Available	Beam Angle:	120°
Voltage/Frequency:	AC: 100-240V, 50/60Hz	Body Type:	Glass+Aluminium
Luminous Flux:	840lm	Shape:	Round
LED Type:	SMD	Dimension:	160 x 160 x 40mm
CRI:	>80	Cutting Size:	120mm x 120mm
PF:	> 0.5		

**LED Panel****18W** VT-1881G SQ

4746 - 3000K Warm White
 6280 - 4000K Day White
 4745 - 6400K White

BOX QTY.

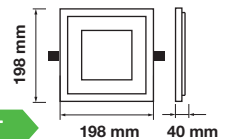
20

EAN Code

3800230622952

3800157615785


3800230622945



Emergency Pack:	Available	Beam Angle:	120°
Voltage/Frequency:	AC: 100-240V, 50/60Hz	Body Type:	Glass+Aluminium
Luminous Flux:	1260lm	Shape:	Round
LED Type:	SMD	Dimension:	198x 198 x 40mm
CRI:	>80	Cutting Size:	145mm x 145mm
PF:	> 0.5		

LED PAR Lamps & AR111

This versatile series great quality light source also boasts of an impressive hour lamp life which has a huge impact on replacement costs



Product Features

- Eco friendly and Power Saving alternative for Standard Halogen Par Lamps with a longer life.
- Each lamp is a direct retrofit for a comparable Halogen Par Lamp e.g. AR111, PAR 30 & PAR 38
- Exceptional Heat Radiation Efficiency
- Premium Quality Power Driver
- Creates better Lighting effect than the old halogen bulb
- Dimmable & Non Dimmable options available

Applications

Widely used in Showrooms, Exhibition Stands, Stores, Offices and Reception areas, Hotels, Bars and Commercial Lighting



AR111 with Driver

20W VT-1120

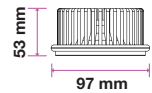
- 1243 - 3000K Warm White
- 1244 - 4500K Day White
- 1245 - 6000K White

EAN Code

- 3800157606004
- 3800157606011
- 3800157606028

BOX QTY.

50



EQ. Watts:	100W	PF:	> 0.7
Voltage/Frequency:	AC: 220-240V, 50/60Hz	Beam Angle:	20°
Luminous Flux:	1800lm	Body Type:	Aluminum Die Cast
Commercial Type:	AR111	Life span:	20,000 Hours
LED Type:	COB	Dimension:	Ø97mm x 53mm
CRI:	> 80		

AR111 with Driver

20W VT-1120

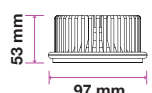
- 1246 - 3000K Warm White
- 1247 - 4500K Day White
- 1248 - 6000K White

EAN Code

- 3800157606035
- 3800157606042
- 3800157606059

BOX QTY.

50



EQ. Watts:	100W	PF:	> 0.7
Voltage/Frequency:	AC: 220-240V, 50/60Hz	Beam Angle:	40°
Luminous Flux:	1800lm	Body Type:	Aluminum Die Cast
Commercial Type:	AR111	Life span:	20,000 Hours
LED Type:	COB	Dimension:	Ø97mm x 53mm
CRI:	> 80		



Dimmable



Driver included in Set



94,5 x 45,5 x 28mm

Dimmable G53 AR111

15W VT-1110 D

- 4099 - 3000K Warm White
- 4106 - 4000K Day White
- 4086 - 6400K White

EAN Code

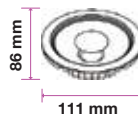
3800230620088

3800230620071

3800230626486

BOX QTY.

60



EQ. Watts:	75W	Dimmable:	Yes
Voltage/Frequency:	AC: 220V, 50Hz	PF:	> 0.9
Luminous Flux:	780lm	Beam Angle:	20°
Commercial Type:	AR111	Base:	G53
LED Type:	COB	Body Type:	Plastic Clad Aluminum
CRI:	> 80	Dimension:	111mm x 86mm

G53 AR111

15W VT-1110

- 4257 - 3000K Warm White
- 4256 - 4000K Day White
- 4255 - 6400K White

EAN Code

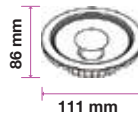
3800230628664

3800230628657

3800230628640

BOX QTY.

60



EQ. Watts:	75W	PF:	> 0.9
Voltage/Frequency:	AC: 12V, 50Hz	Beam Angle:	40°
Luminous Flux:	780lm	Base:	G53
Commercial Type:	AR111	Body Type:	Plastic Clad Aluminum
LED Type:	COB	Dimension:	111mm x 86mm
CRI:	> 80		

G53 AR111

15W VT-1110

- 4084 - 3000K Warm White
- 4062 - 4000K Day White
- 4061 - 6400K White

EAN Code

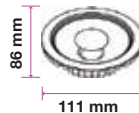
3800230620064

3800230620057

3800230620040

BOX QTY.

60



EQ. Watts:	75W	PF:	>0.5
Voltage/Frequency:	AC: 12V, 50Hz	Beam Angle:	20°
Luminous Flux:	780lm	Base:	G53
Commercial Type:	AR111	Body Type:	Plastic Clad Aluminum
LED Type:	COB	Dimension:	111mm x 86mm
CRI:	> 80		



GU10 AR111

12W VT-1112

4224 - 2700K Warm White

4223 - 4000K Day White

4225 - 6400K White

EAN Code

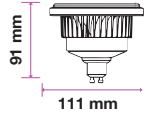
3800230626257

3800230626219

3800230626264

BOX QTY.

60



EQ. Watts:	60W	PF:	> 0.9
Voltage/Frequency:	AC: 220-240V, 50Hz	Beam Angle:	40°
Luminous Flux:	650lm	Base:	GU10
Commercial Type:	AR111	Body Type:	Plastic Clad Aluminum
LED Type:	COB	Dimension:	111mm x 91mm
CRI:	> 80		



Dimmable



Dimmable GU10 AR111

12W VT-1112D

7234 - 2700K Warm White

7235 - 4000K Day White

7236 - 6400K White

EAN Code

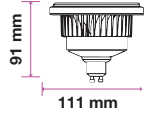
3800157620055

3800157620062

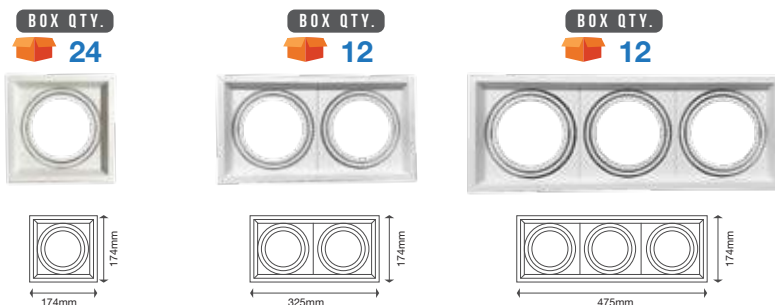
3800157620079

BOX QTY.

60




EQ. Watts:	60W	Dimmable:	Yes
Voltage/Frequency:	AC: 200-240V, 50Hz	PF:	> 0.9
Luminous Flux:	650lm	Beam Angle:	40°
Commercial Type:	AR111	Base:	GU10
LED Type:	COB	Body Type:	Plastic Clad Aluminum
CRI:	> 80	Dimension:	111mm x 91mm



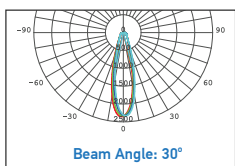
Aluminum Fitting

Model No. :	VT-7221	VT-7222	VT-7223
SKU Code :	3575	3576	3577
Color :	White	White	White
Holder :	1xAR111	2xAR111	3xAR111
Body Type :	Aluminum	Aluminum	Aluminum
Dimension :	174 x 174 mm	325 x 174 mm	475 x 174 mm
Cutting Size :	168 x 155mm	305 x 168 mm	455 x 168 mm
EAN Code :	3800157604765	3800157604772	3800157604789



Aluminum Fitting

Model No. :	VT-7221	VT-7222	VT-7223
SKU Code :	3581	3582	3583
Color :	Black	Black	Black
Holder :	1xAR111	2xAR111	3xAR111
Body Type :	Aluminum	Aluminum	Aluminum
Dimension :	174 x 174 mm	325 x 174 mm	475 x 174 mm
Cutting Size :	168x155mm	305 x 168 mm	455 x 168 mm
EAN Code :	3800157607063	3800157607070	3800157607087



PAR 38 - E27

15W VT-1215

4415 - 3000K Warm White

4416 - 4000K Day White

4417 - 6400K White



EAN Code

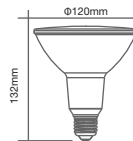
3800157606271

3800157606288

3800157606295

BOX QTY.

30



EQ. Watts:	100W	PF:	> 0.5
Voltage/Frequency:	AC: 220-240V, 50Hz	Beam Angle:	40°
Luminous Flux:	1000lm	Base:	E27
LED Type:	SMD	Body Type:	Plastic Coated Aluminum
Commercial Type :	PAR38	IP Rating:	IP65
CRI:	> 80	Dimension:	Φ120 x 132mm



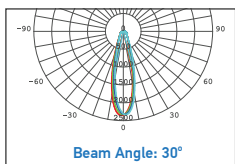
Green



Red



Blue



PAR 38 - E27

15W VT-1125

4418 Green

4419 Red

4420 Blue



EAN Code

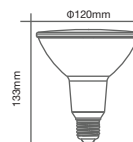
3800157606301

3800157606318

3800157606325

BOX QTY.

30



EQ. Watts:	100W	PF:	> 0.5
Voltage/Frequency:	AC: 180-240V, 50/60Hz	Beam Angle:	30°
Luminous Flux:	1200lm	Base:	E27
LED Type:	SMD	Body Type:	Plastic Coated Aluminum
Commercial Type :	PAR38	IP Rating:	IP65
CRI:	> 80	Dimension:	Φ120 x 133mm

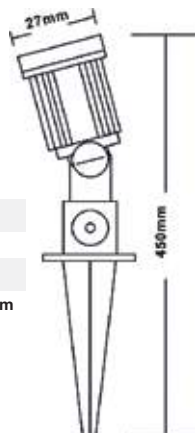


Garden Spike Single Head

VT-728 EAN Code
7044 3800157606332

BOX QTY.
12

Type:	Outdoor	Compatible:	PAR 38
Suitable:	VT-1125 Bulb	Color:	Black
Holder:	E27	IP Rating:	IP44
Material:	ABS	Dimension:	450 x 27mm

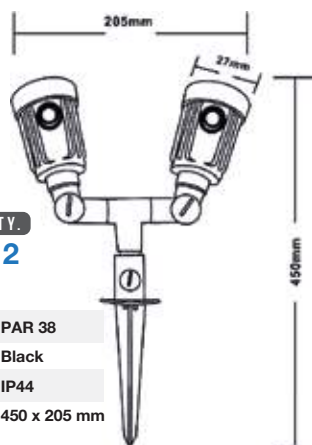


Garden Spike Double Head

VT-729 EAN Code
7045 3800157606349

BOX QTY.
12

Type:	Outdoor	Compatible:	PAR 38
Suitable:	VT-1125 Bulb	Color:	Black
Holder:	E27	IP Rating:	IP44
Material:	ABS	Dimension:	450 x 205 mm



LED Nano Plastic Tubes

A revolutionary LED Lighting Solution



High Lumen
SMD

A clear nine point advantage over any conventional glass LED tube!



Nano plastic tube has better light transmittance



The bending endurance is twice better than the normal polycarbonate lens



This product is almost unbreakable



The thickness of a Nano plastic tube is just 0.4 to 0.5 mm



Light emitted is softer



This new material has super thermal conductivity



Light emitted is even across the angle and hence diffuses the glare



The internal convection holes can release a great amount of heat from the tube light



The luminous efficiency of the light can reach up to 92%

LED Tube Lights

Transform your existing space and make it more sustainable & beautify. V-TAC LED Tube Series perfectly fit into existing linear fixtures and provide comparable better light levels to current linear fluorescent systems.

Product Features

- Cost effective, safe retrofit for T8 Tubes
- Perfectly matches with the traditional daylight tube fixture
- Easy Installation
- No Lead or Mercury content hence Environment friendly
- No Ultraviolet or Infrared rays
- Long Lifespan, Low maintenance and energy saving
- Available in 60 cm, 120 cm, 150 cm & 180 cm
- Ballast or Starter NOT REQUIRED - DIRECT AC POWER

Applications

Widely used for Domestic and Commercial Lighting, Offices, Supermarkets, Shops, Hotels & similar environment



T8 - Nano Plastic

10W VT-6072

- 6229 - 3000K Warm White
- 6230 - 4000K Day White
- 6231 - 6400K White

EAN Code

- 3800157605212
- 3800157605229
- 3800157605236

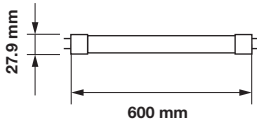
BOX QTY.

25

A+



EQ. Watts:	18W	PF:	>0.5	Holder:	G13
Voltage/Frequency:	AC:220-240V,50Hz	Beam Angle:	160°	On/Off:	>15000
Luminous Flux:	850lm	Body Type:	Nano-Plastic	Life span:	20,000 Hours
LED Type:	SMD	Dimension:	27.9mm x 600mm	Gross weight:	125 g
CRI:	>80	Instant start :	0-100% in <1s		



Dummy Starter
Included



NON-ROTATABLE

T8 - Nano Plastic

10W VT-6072

- 6392 - 3000K Warm White
- 6393 - 4000K Day White
- 6394 - 6400K White

EAN Code

- 3800157625296
- 3800157625302
- 3800157625319

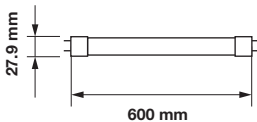
BOX QTY.

25

A+



EQ. Watts:	18W	PF:	>0.5	Holder:	G13
Voltage/Frequency:	AC:220-240V,50Hz	Beam Angle:	160°	On/Off:	>15000
Luminous Flux:	850lm	Body Type:	Nano-Plastic	Life span:	20,000 Hours
LED Type:	SMD	Dimension:	27.9mm x 600mm	Gross weight:	125 g
CRI:	>80	Instant start :	0-100% in <1s		



Dummy Starter
Included



T8 - Nano Plastic

14W VT-9077

6272 - 4000K Day White
6262 - 6400K White



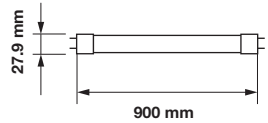
Dummy Starter
Included

BOX QTY.

25

EAN Code

3800157615419
3800157612128



EQ. Watts:	25W	PF:	>0.5	Holder:	G13
Voltage/Frequency:	AC:220-240V,50Hz	Beam Angle:	160°	On/Off:	>15000
Luminous Flux:	1200lm	Body Type:	Nano-Plastic	Life span:	20,000 Hours
LED Type:	SMD	Dimension:	27.9mm x 900mm	Gross weight:	145.6 g
CRI:	>80	Instant start :	0-100% in <1s		



T8 - Nano Plastic

18W VT-1277

6263 - 3000K Warm White
6273 - 4000K Day White
6264 - 6400K White



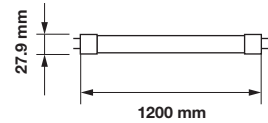
Dummy Starter
Included

BOX QTY.

25

EAN Code

3800157612135
3800157615426
3800157612142



EQ. Watts:	36W	PF:	>0.5	Holder:	G13
Voltage/Frequency:	AC:220-240V,50Hz	Beam Angle:	160°	On/Off:	>15000
Luminous Flux:	1700lm	Body Type:	Nano-Plastic	Life span:	20,000 Hours
LED Type:	SMD	Dimension:	27.9mm x 1200mm	Gross weight:	200 g
CRI:	>80	Instant start :	0-100% in <1s		



T8 - Nano Plastic

22W VT-1577

6265 - 3000K Warm White
6309 - 4000K Day White
6310 - 6400K White



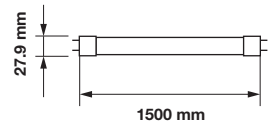
Dummy Starter
Included

BOX QTY.

25

EAN Code

3800157612159
3800157617437
3800157617444



EQ. Watts:	58W	PF:	>0.5	Holder:	G13
Voltage/Frequency:	AC:220-240V,50Hz	Beam Angle:	160°	On/Off:	>15000
Luminous Flux:	2000lm	Body Type:	Nano-Plastic	Life span:	20,000 Hours
LED Type:	SMD	Dimension:	27.9mm x1500mm	Gross weight:	283.4 g
CRI:	>80	Instant start :	0-100% in <1s		



60CM
9W VT-6085

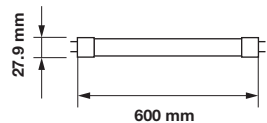
6299 - 3000K Warm White
6301 - 4000K Day White
6302 - 6400K White

BOX QTY.

25

EAN Code

3800157617345
3800157617352
3800157617369



120⁺⁺
LM/W
HIGH LUMENS



Dummy Starter
Included

EQ. Watts:	25W	PF:	>0.5	Holder:	G13
Voltage/Frequency:	AC:220-240V,50Hz	Beam Angle:	160°	On/Off:	>15000
Luminous Flux:	1100lm	Body Type:	Nano-Plastic	Life span:	20,000 Hours
LED Type:	SMD	Dimension:	27.9mm x 600mm	Gross weight:	125 g
CRI:	>80	Instant start :	0-100% in <1s		



120CM
18W VT-1285

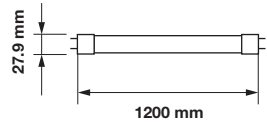
6303 - 3000K Warm White
6304 - 4000K Day White
6305 - 6400K White

BOX QTY.

25

EAN Code

3800157617376
3800157617383
3800157617390



120⁺⁺
LM/W
HIGH LUMENS



Dummy Starter
Included

EQ. Watts:	45W	PF:	>0.5	Holder:	G13
Voltage/Frequency:	AC:220-240V,50Hz	Beam Angle:	160°	On/Off:	>15000
Luminous Flux:	2250lm	Body Type:	Nano-Plastic	Life span:	20,000 Hours
LED Type:	SMD	Dimension:	27.9mm x 1200mm	Gross weight:	200 g
CRI:	>80	Instant start :	0-100% in <1s		



150CM
22W VT-1585

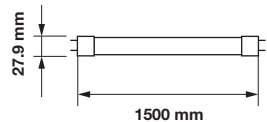
6306 - 3000K Warm White
6307 - 4000K Day White
6308 - 6400K White

BOX QTY.

25

EAN Code

3800157617406
3800157617413
3800157617420



120⁺⁺
LM/W
HIGH LUMENS



Dummy Starter
Included

EQ. Watts:	75W	PF:	>0.5	Holder:	G13
Voltage/Frequency:	AC:220-240V,50Hz	Beam Angle:	160°	On/Off:	>15000
Luminous Flux:	3000lm	Body Type:	Nano-Plastic	Life span:	20,000 Hours
LED Type:	SMD	Dimension:	27.9mm x1500mm	Gross weight:	283.4 g
CRI:	>80	Instant start :	0-100% in <1s		



T8 - Shoplite Nano Plastic

18W VT-6077

6313 - 4000K Day White
6314 - 6400K White

EAN Code

3800157618656
3800157618663

BOX QTY.

10

A++

120⁺⁺ LM/W
HIGH LUMENS

EQ. Watts:	36W	PF:	>0.9	Holder:	G13
Voltage/Frequency:	AC: 200-240V 50/60Hz	Beam Angle:	160°	On/Off:	>15000
Luminous Flux:	2500lm	Body Type:	Nano Plastic	Life span:	20,000 Hours
LED Type:	SMD	Dimension:	18.5mm x 549mm	Gross weight:	250 g
CRI:	>80	Instant start :	0-100% in <1s		



T8 - Shoplite Nano Plastic

36W VT-12077

6315 - 4000K Day White
6316 - 6400K White

EAN Code

3800157618670
3800157618687

BOX QTY.

10

A++

120⁺⁺ LM/W
HIGH LUMENS

EQ. Watts:	72W	PF:	>0.9	Holder:	G13
Voltage/Frequency:	AC: 200-240V 50/60Hz	Beam Angle:	160°	On/Off:	>15000
Luminous Flux:	4500lm	Body Type:	Nano Plastic	Life span:	20,000 Hours
LED Type:	SMD	Dimension:	18.5mm x 1149mm	Gross weight:	400 g
CRI:	>80	Instant start :	0-100% in <1s		



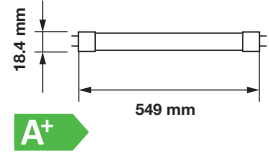
T5 - Glass with PET

8W VT-6005

6318 - 4000K Day White
6319 - 6400K White

BOX QTY.
25

EAN Code
3800157619271
3800157619288



EQ. Watts:	14W	PF:	>0.5	Holder:	G5
Voltage/Frequency:	AC:200-240V, 50Hz	Beam Angle:	160°	On/Off:	>15000
Luminous Flux:	800lm	Body Type:	Glass with PET	Life span:	20,000 Hours
LED Type:	SMD	Dimension:	18.4mm x 549mm	Gross weight:	128 g
CRI:	>80	Instant start :	0-100% in <1s		



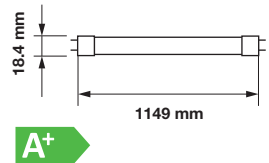
T5 - Glass with PET

16W VT-1225

6320 - 4000K Day White
6321 - 6400K White

BOX QTY.
25

EAN Code
3800157619295
3800157619301



EQ. Watts:	28W	PF:	>0.5	Holder:	G5
Voltage/Frequency:	AC:200-240V, 50Hz	Beam Angle:	160°	On/Off:	>15000
Luminous Flux:	1600lm	Body Type:	Glass with PET	Life span:	20,000 Hours
LED Type:	SMD	Dimension:	18.4mm x 1149mm	Gross weight:	213 g
CRI:	>80	Instant start :	0-100% in <1s		



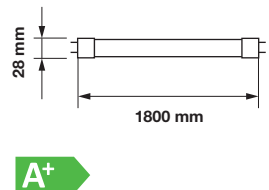
T8 - Aluminum Body

40W VT-1840

6251 - 4500K Day White
6250 - 6000K White

BOX QTY.
25

EAN Code
3800157607841
3800157607834



EQ. Watts:	80W	PF:	>0.9	Holder:	G13
Voltage/Frequency:	AC:85-265V,50/60Hz	Beam Angle:	120°	On/Off:	>15000
Luminous Flux:	3800lm	Body Type:	Aluminum+PC	Life span:	20,000 Hours
LED Type:	SMD	Dimension:	28mm x 1800mm	Gross weight:	700g
CRI:	>80	Instant start :	0-100% in <1s		



T8 - Glass Bakery Tube

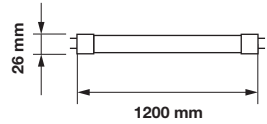
18W VT-1228

SKU 6322

BOX QTY.
25

EAN Code

3800157619318



EQ. Watts:	36W	PF:	>0.9	Holder:	G13
Voltage/Frequency:	AC:180-240V, 50Hz	Beam Angle:	160°	On/Off:	>15000
Luminous Flux:	990lm	Body Type:	Glass with PET	Life span:	20,000 Hours
LED Type:	SMD	Dimension:	26mm x 1200mm	Gross weight:	380 g
CRI:	>95	Instant start :	0-100% in <1s		



T8 - Glass Meat Tube

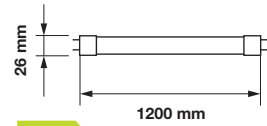
18W VT-1228

SKU 6323

BOX QTY.
25

EAN Code

3800157619325



EQ. Watts:	36W	PF:	>0.9	Holder:	G13
Voltage/Frequency:	AC:180-240V, 50Hz	Beam Angle:	160°	On/Off:	>15000
Luminous Flux:	1530lm	Body Type:	Glass with PET	Life span:	20,000 Hours
LED Type:	SMD	Dimension:	26mm x 1200mm	Gross weight:	380 g
CRI:	>95	Instant start :	0-100% in <1s		



T8 - Glass Vegetable

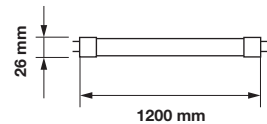
18W VT-1228

SKU 6324

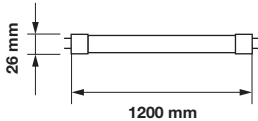
BOX QTY.
25

EAN Code

3800157619332



EQ. Watts:	36W	PF:	>0.9	Holder:	G13
Voltage/Frequency:	AC:180-240V, 50Hz	Beam Angle:	160°	On/Off:	>15000
Luminous Flux:	990lm	Body Type:	Glass with PET	Life span:	20,000 Hours
LED Type:	SMD	Dimension:	26mm x 1200mm	Gross weight:	380 g
CRI:	>95	Instant start :	0-100% in <1s		



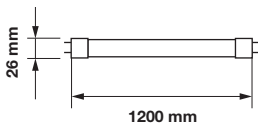
T8 - Glass Seafood Tube

18W VT-1228
SKU 6325

EAN Code
3800157619349

BOX QTY.
 25

EQ. Watts:	36W	PF:	>0.9	Holder:	G13
Voltage/Frequency:	AC:180-240V, 50Hz	Beam Angle:	160°	On/Off:	>15000
Luminous Flux:	1530lm	Body Type:	Glass with PET	Life span:	20,000 Hours
LED Type:	SMD	Dimension:	26mm x 1200mm	Gross weight:	380 g
CRI:	>95	Instant start :	0-100% in <1s		



T8 - Glass Plant Growing Tube

18W VT-1228
SKU 6326

EAN Code
3800157619356

BOX QTY.
 25

EQ. Watts:	36W	PF:	>0.9	Holder:	G13
Voltage/Frequency:	AC:180-240V, 50Hz	Beam Angle:	160°	On/Off:	>15000
Luminous Flux:	860lm	Body Type:	Glass with PET	Life span:	20,000 Hours
LED Type:	SMD	Dimension:	26mm x 1200mm	Gross weight:	380 g
CRI:	>95	Instant start :	0-100% in <1s		

NEW



120CM - Linkable LED Batten Fitting


40W VT-80404

- 6389 - 3000K Warm White
- 6390 - 4000K Day White
- 6391 - 6400K White

EAN Code
3800157625104
3800157625111
3800157625128

BOX QTY.
 10

A+



Sensor Compatible:	Yes	PF:	>0.9	On/Off:	>15,000
Voltage/Frequency:	AC:100-240V,50/60Hz	Beam Angle:	120°	Life span:	30,000 hours
Luminous Flux:	3200lm	Body Type:	Aluminum+Plastic	Gross weight:	500 g
LED Type:	SMD	IP Rating:	IP20		
CRI:	>80	Dimension:	1200 x 75 x 26mm		

NEW



180CM - LED Batten Fitting

60W VT-8065

- 6434 - 4000K Day White
- 6435 - 6400K White

EAN Code
3800157628235
3800157628242

BOX QTY.
 10

A+

Sensor Compatible:	Yes	PF:	>0.9	On/Off:	>15,000
Voltage/Frequency:	AC:100-240V,50/60Hz	Beam Angle:	110°	Life span:	30,000 hours
Luminous Flux:	7200lm	Body Type:	Aluminum+Plastic	Gross weight:	500 g
LED Type:	SMD	IP Rating:	IP20		
CRI:	>80	Dimension:	1800 x 75 x 23mm		

Prismatic Fittings

Providing comparatively better light levels to current linear fluorescent systems, V-TAC's Prismatic fittings are available in three colour options and sizes as mentioned below.



30CM

10w | 800 lm

A+

60CM

20w | 1600 lm

A+

120CM

40w | 3200 lm

A+

150CM

50w | 4000 lm

A+

180CM

60w | 4800 lm

A+

Salient Features

- ❖ Stable SMD technology which makes the product more reliable and long-lasting.
- ⚡ 50% less power consumption compared to traditional grill fitting lighting
- 🌀 Sturdy Aluminium body of the fitting controls heat transmittance
- ☀️ PC diffuser allows for even light distribution
- 📏 Stylish shapes present opportunities to install anywhere
- 🌊 Soft light emission
- 📏 Variety of sizes to choose from



30CM - Prismatic

10W VT-8013

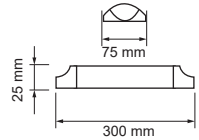
- 4987 - 3000K Warm White
- 4988 - 4000K Day White
- 4989 - 6000K White

BOX QTY.

10

EAN Code

- 3800157601955
- 3800157601962
- 3800157601979



Sensor Compatible:	Yes	PF:	> 0.5	On/Off:	>15000
Voltage/Frequency:	AC:100-240V,50Hz	Beam Angle:	110°	Life span:	20,000 Hours
Luminous Flux:	900lm	Body Type:	Aluminum+Plastic	Gross weight:	260 g
LED Type:	SMD	Dimension:	300 x 75 x 25mm		
CRI:	>80	Instant start :	0-100% in <1s		



60CM - Prismatic

20W VT-8020

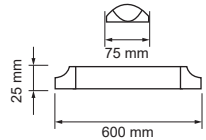
- 4990 - 3000K Warm White
- 4991 - 4000K Day White
- 4992 - 6000K White

BOX QTY.

10

EAN Code

- 3800157601986
- 3800157601993
- 3800157602006



Sensor Compatible:	Yes	PF:	> 0.5	On/Off:	>15000
Voltage/Frequency:	AC:100-240V,50Hz	Beam Angle:	110°	Life span:	20,000 Hours
Luminous Flux:	1800lm	Body Type:	Aluminum+Plastic	Gross weight:	420 g
LED Type:	SMD	Dimension:	600 x 75 x 25mm		
CRI:	>80	Instant start :	0-100% in <1s		



120CM - Prismatic

40W VT-8040

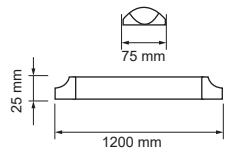
- 4993 - 3000K Warm White
- 4994 - 4000K Day White
- 4995 - 6000K White

BOX QTY.

10

EAN Code

- 3800157602013
- 3800157602020
- 3800157602037



Sensor Compatible:	Yes	PF:	>0.9	On/Off:	>15000
Voltage/Frequency:	AC:100-240V,50Hz	Beam Angle:	110°	Life span:	20,000 Hours
Luminous Flux:	3600lm	Body Type:	Aluminum+Plastic	Gross weight:	840 g
LED Type:	SMD	Dimension:	1200 x 75 x 25mm		
CRI:	>80	Instant start :	0-100% in <1s		



150CM - Prismatic

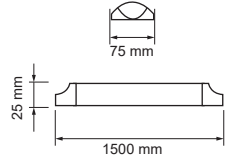
50W VT-8050

6254 - 4000K Day White
6253 - 6000K White

BOX QTY.
20

EAN Code

3800157609579
3800157609562



Sensor Compatible:	Yes	PF:	>0.9	On/Off:	>10000
Voltage/Frequency:	AC: 100-240V, 50Hz	Beam Angle:	110°	Life span:	20,000 Hours
Luminous Flux:	4000 lm	Body Type:	Aluminum+Plastic	Gross weight:	1000g
LED Type:	SMD	Dimension:	1500 x 75 x 25mm		
CRI:	>80	Instant start :	0-100% in <1s		



180CM - Prismatic

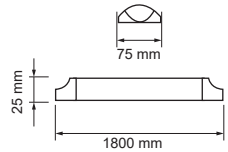
60W VT-8060

6311 - 4000K Day White
6312 - 6000K White

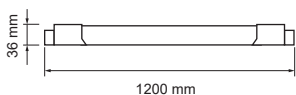
BOX QTY.
20

EAN Code

3800157617574
3800157617581



Sensor Compatible:	Yes	PF:	>0.9	On/Off:	>10000
Voltage/Frequency:	AC: 100-240V, 50Hz	Beam Angle:	110°	Life span:	20,000 Hours
Luminous Flux:	4800lm	Body Type:	Aluminum+Plastic	Gross weight:	1200g
LED Type:	SMD	Dimension:	1800 x 75 x 25mm		
CRI:	>80	Instant start :	0-100% in <1s		



120CM - Linear Light

36W VT-12042

6202 - 4500K Day White
6203 - 6000K White

8071 Wire
8072 Joint

EAN Code

3800157604024
3800157604031

BOX QTY.
12

A+

Sensor Compatible:	Yes	PF:	>0.9	On/Off:	>15000
Voltage/Frequency:	AC:85-265V/50-60Hz	Beam Angle:	120°	Life span:	20,000 Hours
Luminous Flux:	2900lm	Body Type:	IRON+PC	Gross weight:	700 g
LED Type:	SMD	Dimension:	1187 x 54 x 36mm		
CRI:	>80	Instant start :	0-100% in <1s		





Upto 5Pcs Interlinkable

On/Off switch
Feeding Cable - 100mm with open ends

30CM
T5 Complete Fixture
4W VT-3033

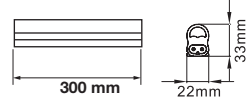
6166 - 3000K Warm White
6167 - 4500K Day White
6168 - 6000K White

BOX QTY.

50


EAN Code

3800230629159
3800230629166
3800230629173



A+

Sensor Compatible:	Yes	PF:	> 0.5	On/Off:	>10000
Voltage/Frequency:	AC:200-240V, 50/60Hz	Beam Angle:	120°	Life span:	20,000 Hours
Luminous Flux:	360lm	Body Type:	Plastic	Gross weight:	140 g
LED Type:	SMD	Dimension:	300 x 22 x 33mm		
CRI:	>80	Instant start :	0-100% in <1s		



Upto 5Pcs Interlinkable

On/Off switch
Feeding Cable - 100mm with open ends

60CM
T5 Complete Fixture
7W VT-6073

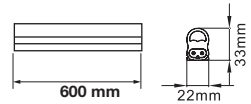
6169 - 3000K Warm White
6170 - 4500K Day White
6171 - 6000K White

BOX QTY.

50

EAN Code

3800230629180
3800230629197
3800230629203



A+

Sensor Compatible:	Yes	PF:	> 0.5	On/Off:	>10000
Voltage/Frequency:	AC:200-240V, 50/60Hz	Beam Angle:	120°	Life span:	20,000 Hours
Luminous Flux:	630lm	Body Type:	Plastic	Gross weight:	210 g
LED Type:	SMD	Dimension:	600 x 22 x 33mm		
CRI:	>80	Instant start :	0-100% in <1s		



Upto 5Pcs Interlinkable

On/Off switch
Feeding Cable - 100mm with open ends

120CM - T5 Tube With Fitting

14W VT-1273

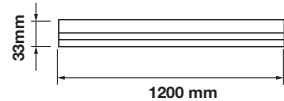
6172 - 3000K Warm White
6173 - 4500K Day White
6174 - 6000K White

BOX QTY.

50

EAN Code

3800230629210
3800230629227
3800230629234



A+

Sensor Compatible:	Yes	PF:	> 0.5	On/Off:	>10000
Voltage/Frequency:	AC:200-240V, 50/60Hz	Beam Angle:	120°	Life span:	20,000 Hours
Luminous Flux:	1260lm	Body Type:	Plastic	Gross weight:	300 g
LED Type:	SMD	Dimension:	1200x 22 x 33mm		
CRI:	>80	Instant start :	0-100% in <1s		



Cabinet Light

10W VT-8112

- 5068 - 3000K Warm White
- 5069 - 4500K Day White
- 5070 - 6000K White

BOX QTY.

12

EAN Code

- 3800157606714
- 3800157606721
- 3800157606738



Sensor Compatible:	Yes	PF:	> 0.5	On/Off:	>15000
Voltage/Frequency:	AC:220-240V,50/60Hz	Beam Angle:	110°	Life span:	20,000 Hours
Luminous Flux:	800lm	Body Type:	Aluminum Body, Plastic Diffuser	Gross weight:	600 g
LED Type:	SMD	Dimension:	579 x 78 x 35mm		
CRI:	>80	Instant start :	0-100% in <1s		



Wall Fitting

10W VT-8111

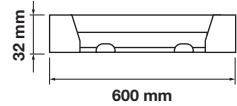
- 5071 - 3000K Warm White
- 5072 - 4500K Day White
- 5073 - 6000K White

BOX QTY.

25

EAN Code

- 3800157606745
- 3800157606752
- 3800157606769



Sensor Compatible:	Yes	PF:	> 0.6	On/Off:	>15000
Voltage/Frequency:	AC:85-265V,50/60Hz	Beam Angle:	120°	Life span:	20,000 Hours
Luminous Flux:	900lm	Body Type:	Aluminum+PC	Gross weight:	240 g
LED Type:	SMD	Dimension:	600 x 32 x 25mm		
CRI:	>80	Instant start :	0-100% in <1s		



Wall Fitting

20W VT-8121

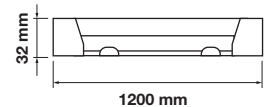
- 5074 - 3000K Warm White
- 5075 - 4500K Day White
- 5076 - 6000K White

BOX QTY.

25

EAN Code

- 3800157606776
- 3800157606783
- 3800157606790



Sensor Compatible:	Yes	PF:	> 0.6	On/Off:	>15000
Voltage/Frequency:	AC:85-265V,50/60Hz	Beam Angle:	120°	Life span:	20,000 Hours
Luminous Flux:	1800lm	Body Type:	Aluminum+PC	Gross weight:	370 g
LED Type:	SMD	Dimension:	1200x 32 x 25mm		
CRI:	>80	Instant start :	0-100% in <1s		

BOX QTY.
20

BOX QTY.
20

BOX QTY.
20

BOX QTY.
20



MODEL No.	VT-16010	VT-12020	VT-15020	VT-18011
SKU Code	6052	6054	6056	6151
Body Type	Aluminum	Aluminum	Aluminum	Aluminum
IP Rating	IP20	IP20	IP20	IP20
Size	635 x 45 x 80mm	1235 x 45 x 80mm	1530 x 45 x 80mm	1830 x 45 x 80mm
EAN Code	3800230624642	3800230624666	3800230624680	3800230627926

BOX QTY.
20

BOX QTY.
12

BOX QTY.
12



MODEL No.	VT-16011	VT-12021	VT-15021
SKU Code	6053	6055	6057
Body Type	Aluminum	Aluminum	Aluminum
IP Rating	IP20	IP20	IP20
Size	635 x 110 x 80mm	1235 x110 x 80mm	1530 x110 x 80mm
EAN Code	3800230624659	3800230624673	3800230624697

Batten Fixtures for our T8 LED Tubes so they can be used in a variety of different applications such as public areas like hotels, restaurants or hospitals.

LED Waterproof Fittings

An IP65 Ingress Protection Waterproof tubes provides evidence of its dust-tightness and complete resistance to rain and jets of water.



Product Features

- Luminous efficacy up to 120lm/W and 80lm/W
- Easy to install
- IP65, free from water and dirt
- Without opening the lampshade for direct wiring
- Perfect replacement for the whole set of T8 fluorescent lighting fixture
- Save up to 80% in electricity consumption compared to fluorescent lighting fixture

Applications

Widely used for Domestic and Commercial Lighting, Offices, Supermarkets, Shops, Hotels & similar environment

NEW

2 LED TUBES INCLUDED



120CM x 2 - Fitting

BOX QTY. 10

IP65 RATED

2 x 18W VT-12023

EAN Code

6387 - 4000K Day White

3800157625036

6399 - 6400K White

3800157626385

A+

Watts:	2 x 18W	Body Type:	>15000
Voltage/Frequency:	AC:200-240V, 50/60Hz	IP Rating:	20,000 Hours
Luminous Flux:	3400lm	Dimension:	ABS+PC
LED Type:	SMD	On/Off:	IP65
CRI:	>80	Life span:	1260 x 112 x 63mm
PF:	>0.9	Gross weight:	1330 g
Beam Angle:	120°		

NEW

2 LED TUBES INCLUDED



150CM x 2 - Fitting

BOX QTY. 10

IP65 RATED

2 x 22W VT-15022

EAN Code

6388 - 4000K Day White

3800157625043

6400 - 6400K White

3800157626392

A+

Watts:	2 x 22W	Body Type:	>15000
Voltage/Frequency:	AC:200-240V,50/60Hz	IP Rating:	20,000 Hours
Luminous Flux:	4000lm	Dimension:	ABS+PC
LED Type:	SMD	On/Off:	IP65
CRI:	>80	Life span:	1560 x 112 x 63mm
PF:	>0.9	Gross weight:	1650 g
Beam Angle:	120°		

NEW



120CM - Fitting

36W VT-1238

6395 - 4000K Day White
6396 - 6400K White

EAN Code

3800157625999
3800157626002

BOX QTY.

20

A+



IP65
RATED

Watts:	36W	PF:	>0.6	On/Off:	>10000
Voltage/Frequency:	AC:220-240V,50/60Hz	Beam Angle:	120°	Life span:	30,000 Hours
Luminous Flux:	3200lm	Body Type:	PC	Gross weight:	350 g
LED Type:	SMD	IP Rating:	IP65		
CRI:	>70	Dimension:	1260 x 43 x 23mm		

NEW



150CM - Fitting

45W VT-1545

6397 - 4000K Day White
6398 - 6400K White

EAN Code

3800157626019
3800157626026

BOX QTY.

20

A+



IP65
RATED

Watts:	45W	PF:	>0.6	On/Off:	>10000
Voltage/Frequency:	AC:220-240V,50/60Hz	Beam Angle:	120°	Life span:	30,000 Hours
Luminous Flux:	4100lm	Body Type:	PC	Gross weight:	390 g
LED Type:	SMD	IP Rating:	IP65		
CRI:	>70	Dimension:	1560 x 43 x 23mm		



60CM - Fitting

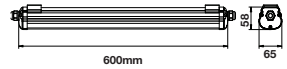
18W VT-6076

6283 - 4000K Day White
6282 - 6400K White

BOX QTY.
12

EAN Code

3800157616478
3800157616461



Watts:	18W	PF:	>0.5	On/Off:	>10000
Voltage/Frequency:	AC:220-240V,50Hz	Beam Angle:	120°	Life span:	20,000 Hours
Luminous Flux:	1440lm	Body Type:	ABS+PC	Gross weight:	560 g
LED Type:	SMD	IP Rating:	IP65		
CRI:	>70	Dimension:	600 x 65 x 58mm		



120CM - Fitting

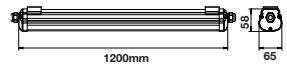
36W VT-1249

6285 - 4000K Day White
6284 - 6400K White

BOX QTY.
12

EAN Code

3800157616492
3800157616485



Watts:	36W	PF:	>0.9	On/Off:	>10000
Voltage/Frequency:	AC:220-240V,50Hz	Beam Angle:	120°	Life span:	20,000 Hours
Luminous Flux:	2880lm	Body Type:	ABS+PC	Gross weight:	916 g
LED Type:	SMD	IP Rating:	IP65		
CRI:	>70	Dimension:	1200 x 65 x 58mm		



150CM - Fitting

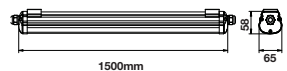
48W VT-1574

6287 - 4000K Day White
6286 - 6400K White

BOX QTY.
12

EAN Code

3800157616515
3800157616508



Watts:	48W	PF:	>0.9	On/Off:	>10000
Voltage/Frequency:	AC:220-240V,50Hz	Beam Angle:	120°	Life span:	20,000 Hours
Luminous Flux:	3840lm	Body Type:	ABS+PC	Gross weight:	1150 g
LED Type:	SMD	IP Rating:	IP65		
CRI:	>70	Dimension:	1500 x 65 x 58mm		



60CM - Fitting

18W VT-6048

6198 - 4500K Day White
6199 - 6000K White

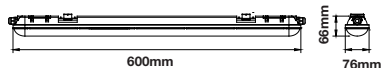
EAN Code

3800157603256
3800157603263

BOX QTY.

12

A+



IP65
RATED

Watts:	18W	PF:	>0.9	On/Off:	>10000
Voltage/Frequency:	AC:200-240V,50Hz	Beam Angle:	120°	Life span:	20,000 Hours
Luminous Flux:	1400lm	Body Type:	Plastic	Gross weight:	800 g
LED Type:	SMD	IP Rating:	IP65		
CRI:	>70	Dimension:	600 x 76 x 66 mm		



120CM - Fitting

36W VT-1248

6200 - 4500K Day White
6201 - 6000K White

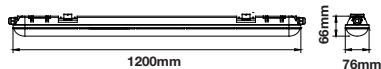
EAN Code

3800157603270
3800157603287

BOX QTY.

12

A+



IP65
RATED

Watts:	36W	PF:	>0.9	On/Off:	>10000
Voltage/Frequency:	AC:200-240V,50Hz	Beam Angle:	120°	Life span:	20,000 Hours
Luminous Flux:	2880lm	Body Type:	Plastic	Gross weight:	1450 g
LED Type:	SMD	IP Rating:	IP65		
CRI:	>70	Dimension:	1200 x 76 x 66mm		



150CM - Fitting

48W VT-1548

6184 - 4500K Day White
6185 - 6000K White

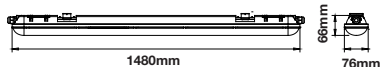
EAN Code

3800157602389
3800157602396

BOX QTY.

12

A+



IP65
RATED

Watts:	48W	PF:	>0.9	On/Off:	>10000
Voltage/Frequency:	AC:200-240V,50Hz	Beam Angle:	120°	Life span:	20,000 Hours
Luminous Flux:	3920lm	Body Type:	Plastic	Gross weight:	1800 g
LED Type:	SMD	Dimension:	IP65		
CRI:	>70	Instant start :	1480 x 76 x 66mm		



120CM - Fitting

60W VT-1260 SMD

6179 - 4000K Day White
6062 - 6000K White

EAN Code

3800157601610
3800230625212

BOX QTY.

09

A++

120⁺⁺
LM/W
HIGH LUMENS

IP65
RATED

Watts:	60W	PF:	> 0.9	On/Off:	>10000
Voltage/Frequency:	AC: 200-240V, 50Hz	Beam Angle:	120°	Life span:	20,000 Hours
Luminous Flux:	7200lm	Body Type:	Plastic + Aluminium	Gross weight:	2100 g
LED Type:	SMD	IP Rating:	IP65		
CRI:	>70	Dimension:	1200 x 86 x 70mm		



150CM - Fitting

70W VT-1573

6266 - 4000K Day White
6267 - 6000K White

EAN Code

3800157612586
3800157612593

BOX QTY.

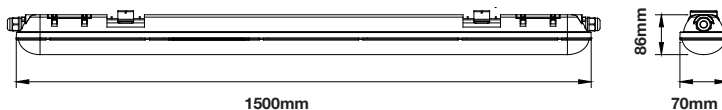
06

A++

120⁺⁺
LM/W
HIGH LUMENS

IP65
RATED

Watts:	70W	PF:	> 0.9	On/Off:	>10000
Voltage/Frequency:	AC:200-240V, 50/60Hz	Beam Angle:	120°	Life span:	20,000 Hours
Luminous Flux:	8400lm	Body Type:	Plastic + Aluminium	Gross weight:	2750 g
LED Type:	SMD	IP Rating:	IP65		
CRI:	>70	Dimension:	1500x 86 x70mm		



LED Highbays

An IP65 Ingress Protection Waterproof tubes provides evidence of its dust-tightness and complete resistance to rain and jets of water.



Product Features

- Powerful LED light source with a unique design
- Extensive Options can replace all types of Standard MH Highbays
- Aluminium Diffuser with multiple Beam Angle's to choose from 45°D / 90°D / 120°D
- Shatter Proof Perspex Lens
- High Thermal Conductivity, Low Luminous Decay, Pure Colours & No Heavy Shade
- The unique design of Radiator fuses with the Lamp Box perfectly hence diffuses the heat conduction efficiently which reduces the temperature of inside lamp

Applications

Perfect fit for Industrial Usage, Warehouse & Super Markets, Workshop's, Factories, Warehouse's, Highway, toll Stations, Gas Stations, Malls, Exhibition Halls, Stadium's & other vast areas.



UFO Highbay
With Mean Well Driver

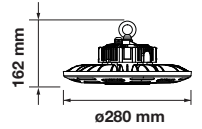
BOX QTY.
01

100W VT-9120

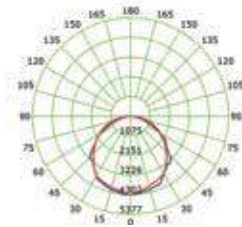
5550 - 4500K Day White
5551 - 6400K White

EAN Code

3800157619714
3800157619721



Luminous Intensity Distribution Curve



Sensor Compatible:	Yes	PF:	>0.9
Voltage/Frequency:	AC:220-240V,50Hz	Beam Angle:	120°
Luminous Flux:	12000lm	Body Type:	Die casting Aluminium
LED Type:	SMD	IP Rating:	IP65
CRI:	>70	Dimension:	ø280 x 162 mm



UFO Highbay
With Mean Well Driver

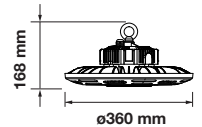
BOX QTY.
01

150W VT-9170

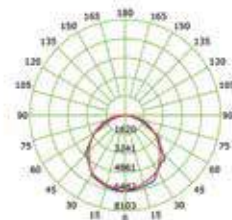
5552 - 4500K Day White
5553 - 6400K White

EAN Code

3800157619738
3800157619745



Luminous Intensity Distribution Curve

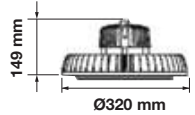


Sensor Compatible:	Yes	PF:	>0.9
Voltage/Frequency:	AC:220-240V,50Hz	Beam Angle:	120°
Luminous Flux:	18000lm	Body Type:	Die casting Aluminium
LED Type:	SMD	IP Rating:	IP65
CRI:	>70	Dimension:	ø360 x 168 mm



UFO Highbay
With Mean Well Driver

BOX QTY.
01



100W VT-9111

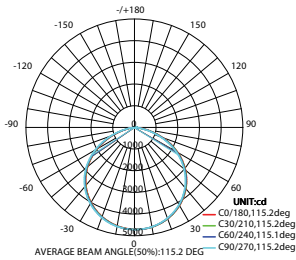
EAN Code

5543 - 4500K Day White
5544 - 6400K White

3800157610476
3800157610483



LUMINOUS INTENSITY DISTRIBUTION DIAGRAM

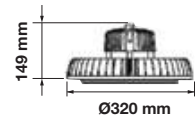


Sensor Compatible: Yes	PF: >0.9
Voltage/Frequency: AC: 100-265V, 50/60Hz	Beam Angle: 120°
Luminous Flux: 13500lm	Body Type: Aluminium
LED Type: SMD	IP Rating: IP65
CRI: > 70	Dimension: Ø320mm x 149mm



UFO Highbay
With Mean Well Driver

BOX QTY.
01



150W VT-9166

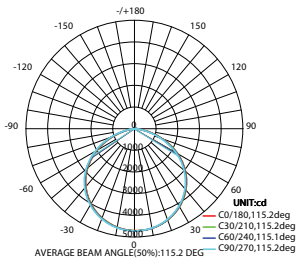
EAN Code

5556 - 4500K Day White

3800157621892



LUMINOUS INTENSITY DISTRIBUTION DIAGRAM




Sensor Compatible: Yes	PF: >0.9
Voltage/Frequency: AC: 100-277V, 50/60Hz	Beam Angle: 120°
Luminous Flux: 21750lm	Body Type: Aluminium
LED Type: SMD	IP Rating: IP65
CRI: >70	Dimension: Ø320mm x 149mm

NEW



LUMINOUS INTENSITY DISTRIBUTION DIAGRAM



UFO Highbay
With Mean Well Driver

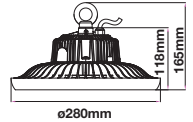
BOX QTY.
04

100W VT-9107

5587 - 4000K Day White
5588 - 6400K White

EAN Code

3800157622295
3800157622301




Sensor Compatible:	Yes	PF:	>0.9
Voltage/Frequency:	AC:100-240V 50/60Hz	Beam Angle:	90°
Luminous Flux:	13000lm	Body Type:	Die casting Aluminium
LED Type:	SMD	IP Rating:	IP44
CRI:	>70	Dimension:	ø280 x 165mm



NEW



LUMINOUS INTENSITY DISTRIBUTION DIAGRAM



UFO Highbay
With Mean Well Driver

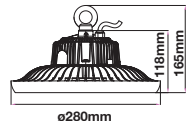
BOX QTY.
04

100W VT-9117

5585 - 4000K Day White
5586 - 6400K White

EAN Code

3800157622271
3800157622288



Sensor Compatible:	Yes	PF:	>0.9
Voltage/Frequency:	AC:100-240V 50/60Hz	Beam Angle:	120°
Luminous Flux:	13000lm	Body Type:	Die casting Aluminium
LED Type:	SMD	IP Rating:	IP44
CRI:	>70	Dimension:	ø280 x 165mm

NEW



UFO Highbay
With Mean Well Driver

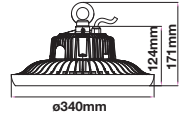
BOX QTY.
02

150W VT-9167


EAN Code

5591 - 4000K Day White
5592 - 6400K White

3800157622332
3800157622349



SEMI-ANGLE INTENSITY DISTRIBUTION DIAGRAM



Sensor Compatible:	Yes	PF:	>0.9
Voltage/Frequency:	AC:100-240V 50/60Hz	Beam Angle:	90°
Luminous Flux:	19500lm	Body Type:	Die casting Aluminium
LED Type:	SMD	IP Rating:	IP44
CRI:	>70	Dimension:	340 x 171mm



NEW



UFO Highbay
With Mean Well Driver

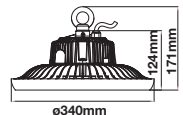
BOX QTY.
02

150W VT-9177


EAN Code

5589 - 4000K Day White
5590 - 6400K White

3800157622318
3800157622325



SEMI-ANGLE INTENSITY DISTRIBUTION DIAGRAM

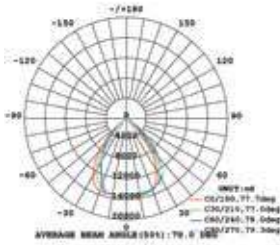


Sensor Compatible:	Yes	PF:	>0.9
Voltage/Frequency:	AC:100-240V 50/60Hz	Beam Angle:	120°
Luminous Flux:	19500lm	Body Type:	Die casting Aluminium
LED Type:	SMD	IP Rating:	IP44
CRI:	>70	Dimension:	340 x 171mm

NEW



BEAM INTENSITY DISTRIBUTION DIAGRAM



1-10V
DIMMABLE

120⁺⁺ LMW
HIGH LUMENS

90°
BEAM ANGLE

UFO Highbay
With Mean Well Driver

BOX QTY.
02

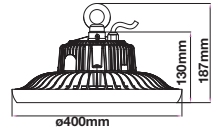
200W VT-9207

EAN Code

5595 - 4000K Day White
5596 - 6400K White

3800157622370
3800157622387

A++



Sensor Compatible:	Yes	PF:	>0.9
Voltage/Frequency:	AC:100-240V 50/60Hz	Beam Angle:	90°
Luminous Flux:	26000lm	Body Type:	Die casting Aluminium
LED Type:	SMD	IP Rating:	IP44
CRI:	>70	Dimension:	400 x 187mm




5 YEARS
WARRANTY

NEW



BEAM INTENSITY DISTRIBUTION DIAGRAM



1-10V
DIMMABLE

120⁺⁺ LMW
HIGH LUMENS

120°
BEAM ANGLE

UFO Highbay
With Mean Well Driver

BOX QTY.
02

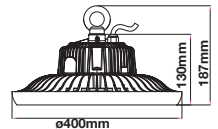
200W VT-9217

EAN Code

5593 - 4000K Day White
5594 - 6400K White

3800157622356
3800157622363

A++



Sensor Compatible:	Yes	PF:	>0.9
Voltage/Frequency:	AC:100-240V 50/60Hz	Beam Angle:	120°
Luminous Flux:	26000lm	Body Type:	Die casting Aluminium
LED Type:	SMD	IP Rating:	IP44
CRI:	>70	Dimension:	400 x 187mm



NEW



UFO Highbay
With Mean Well Driver
500W VT-9500


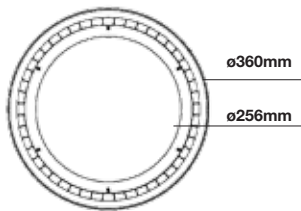
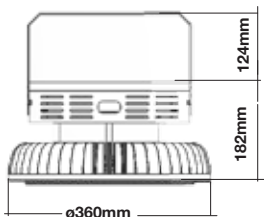
5607 - 4000K Day White
5608 - 6000K White

BOX QTY.
01

EAN Code
3800157625050
3800157625067



Sensor Compatible:	Yes	PF:	>0.9
Voltage/Frequency:	AC:90-295,50Hz	Beam Angle:	120°
Luminous Flux:	65000lm	Body Type:	Die casting Aluminium
LED Type:	SMD	IP Rating:	IP65
CRI:	>80	Dimension:	Ø360





120⁺⁺
LM/W
HIGH LUMENS

120°
BEAM ANGLE

60°
BEAM ANGLE

LED Highbay

50W VT-9052

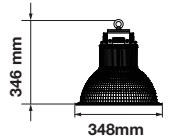
5540 - 4500K Day White
5539 - 6000K White

BOX QTY.
01

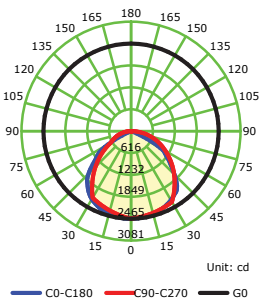
EAN Code

3800157608831
3800157608824

A⁺⁺



Luminous Intensity Distribution Curve



Sensor Compatible:	Yes	PF:	> 0.9
Voltage/Frequency:	AC: 100-240V, 50/60Hz	Beam Angle:	60°/120°
Luminous Flux:	6200lm	Body Type:	Die casting Aluminium
LED Type:	SMD	IP Rating:	IP44
CRI:	>70	Dimension:	60°:348x 346mm 120°:445x 308mm



120⁺⁺
LM/W
HIGH LUMENS

120°
BEAM ANGLE

60°
BEAM ANGLE

LED Highbay

70W VT-9073

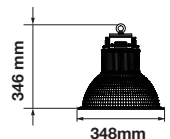
5535 - 4500K Day White
5536 - 6000K White

BOX QTY.
01

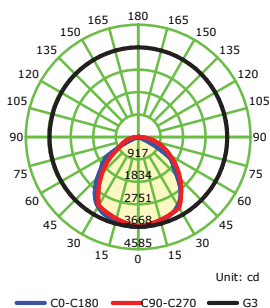
EAN Code

3800157608824
3800157608831

A⁺⁺



Luminous Intensity Distribution Curve



Sensor Compatible:	Yes	PF:	> 0.9
Voltage/Frequency:	AC: 100-240V, 50/60Hz	Beam Angle:	60°/120°
Luminous Flux:	8680lm	Body Type:	Die casting Aluminium
LED Type:	SMD	IP Rating:	IP44
CRI:	>70	Dimension:	60°: 348 x 346mm 120°: 445 x 308mm



120⁺⁺
LM/W
HIGH LUMENS

120°
BEAM ANGLE

90°
BEAM ANGLE

LED Highbay

BOX QTY.
01

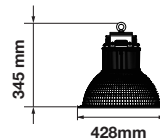
100W VT-9104

EAN Code

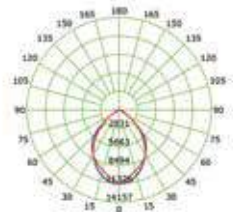
5534 - 4500K Day White
5532 - 6000K White

3800157608725
3800157607780

A⁺⁺



Luminous Intensity Distribution Curve



Sensor Compatible:	Yes	PF:	> 0.9
Voltage/Frequency:	AC: 100-265V, 50/60Hz	Beam Angle:	90°/120°
Luminous Flux:	12000lm	Body Type:	Die casting Aluminium
LED Type:	SMD	IP Rating:	IP44
CRI:	> 70	Dimension:	90°:428x 345mm 120°:535x 306mm



120⁺⁺
LM/W
HIGH LUMENS

120°
BEAM ANGLE

90°
BEAM ANGLE

LED Highbay

BOX QTY.
01

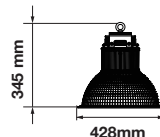
150W VT-9155

EAN Code

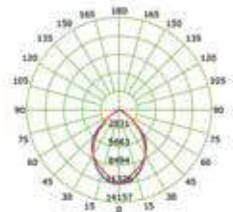
5537 - 4500K Day White
5538 - 6000K White

3800157608848
3800157608855

A⁺⁺



Luminous Intensity Distribution Curve



Sensor Compatible:	Yes	PF:	>0.9
Voltage/Frequency:	AC: 100-240V, 50/60Hz	Beam Angle:	90°/120°
Luminous Flux:	18600lm	Body Type:	Die casting Aluminium
LED Type:	SMD	IP Rating:	IP44
CRI:	>70	Dimension:	90°: 428 x 345mm 120°: 535 x 306mm



UFO Highbay

50W VT-9053

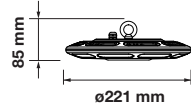
5554 - 4500K Day White
5555 - 6400K White

BOX QTY.

04

EAN Code

3800157620895
3800157620901



Sensor Compatible:	Yes	PF:	>0.9
Voltage/Frequency:	AC:220-240V,50Hz	Beam Angle:	120°
Luminous Flux:	4000lm	Body Type:	Die casting Aluminium
LED Type:	SMD	IP Rating:	IP44
CRI:	>70	Dimension:	ø221 x 85 mm



UFO Highbay

100W VT-9106

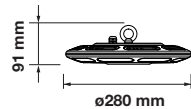
5546 - 4500K Day White
5547 - 6400K White

BOX QTY.

01

EAN Code

3800157619677
3800157619684



Sensor Compatible:	Yes	PF:	>0.9
Voltage/Frequency:	AC:220-240V,50Hz	Beam Angle:	120°
Luminous Flux:	8000lm	Body Type:	Die casting Aluminium
LED Type:	SMD	IP Rating:	IP44
CRI:	>70	Dimension:	ø280 x 91 mm



UFO Highbay

150W VT-9156

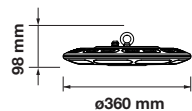
5548 - 4500K Day White
5549 - 6400K White

BOX QTY.

01

EAN Code

3800157619691
3800157619707

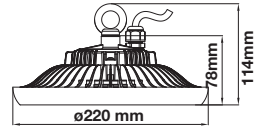


Sensor Compatible:	Yes	PF:	>0.9
Voltage/Frequency:	AC:220-240V,50Hz	Beam Angle:	120°
Luminous Flux:	12000lm	Body Type:	Die casting Aluminium
LED Type:	SMD	IP Rating:	IP44
CRI:	>70	Dimension:	ø360 x 98 mm

NEW



120°
BEAM ANGLE



LED Highbay

BOX QTY.
08

50W VT-9065

EAN Code

5609 - 3000K Warm White

3800157626507

5610 - 4000K Day White


3800157626514

5611 - 6400K White

3800157626521

A+

LUMINOUS INTENSITY DISTRIBUTION DIAGRAM

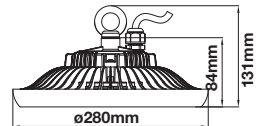


Sensor Compatible:	Yes	PF:	>0.9
Voltage/Frequency:	AC: 220-240V, 50Hz	Beam Angle:	120°
Luminous Flux:	4000lm	Body Type:	Die casting Aluminium
LED Type:	SMD	IP Rating:	IP44
CRI:	>70	Dimension:	ø220 x 114mm

NEW



120°
BEAM ANGLE



LED Highbay

BOX QTY.
04

100W VT-9115

EAN Code

5612 - 3000K Warm White

3800157626538

5613 - 4000K Day White


3800157626545

5614 - 6400K White

3800157626552

A+

LUMINOUS INTENSITY DISTRIBUTION DIAGRAM

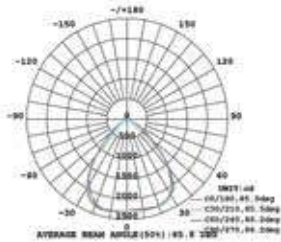


Sensor Compatible:	Yes	PF:	>0.9
Voltage/Frequency:	AC: 220-240V, 50Hz	Beam Angle:	120°
Luminous Flux:	8000lm	Body Type:	Die casting Aluminium
LED Type:	SMD	IP Rating:	IP44
CRI:	>70	Dimension:	ø280 x 131mm

NEW



LUMINOUS INTENSITY DISTRIBUTION DIAGRAM

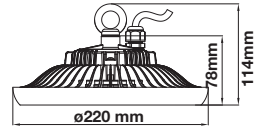


90°
BEAM ANGLE

BOX QTY.
08

EAN Code

3800157621960
3800157621977



A+

LED Highbay

50W VT-9055


5559 - 4000K Day White
5560 - 6400K White

Sensor Compatible:	Yes	PF:	>0.9
Voltage/Frequency:	AC: 220-240V, 50Hz	Beam Angle:	90°
Luminous Flux:	4000lm	Body Type:	Die casting Aluminium
LED Type:	SMD	IP Rating:	IP44
CRI:	>70	Dimension:	ø220 x 114mm

NEW



LUMINOUS INTENSITY DISTRIBUTION DIAGRAM

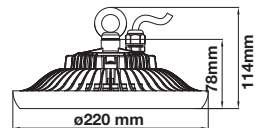


120°
BEAM ANGLE

BOX QTY.
08

EAN Code

3800157621946
3800157621953



A+

LED Highbay

50W VT-9065


5557 - 4000K Day White
5558 - 6400K White

Sensor Compatible:	Yes	PF:	>0.9
Voltage/Frequency:	AC: 220-240V, 50Hz	Beam Angle:	120°
Luminous Flux:	4000lm	Body Type:	Die casting Aluminium
LED Type:	SMD	IP Rating:	IP44
CRI:	>70	Dimension:	ø220 x 114mm

NEW

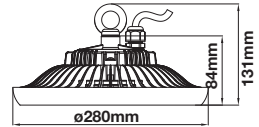


LUMINOUS INTENSITY DISTRIBUTION DIAGRAM



90°
BEAM ANGLE

BOX QTY.
04



LED Highbay

100W VT-9105

5575 - 4000K Day White
5576 - 6400K White

EAN Code

3800157622004
3800157622011




Sensor Compatible:	Yes	PF:	>0.9
Voltage/Frequency:	AC: 220-240V, 50Hz	Beam Angle:	90°
Luminous Flux:	8000lm	Body Type:	Die casting Aluminium
LED Type:	SMD	IP Rating:	IP44
CRI:	>70	Dimension:	ø280 x 131mm

NEW

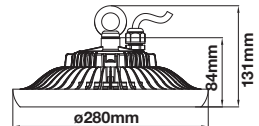


LUMINOUS INTENSITY DISTRIBUTION DIAGRAM



120°
BEAM ANGLE

BOX QTY.
04



LED Highbay

100W VT-9115

5573 - 4000K Day White
5574 - 6400K White

EAN Code

3800157621984
3800157621991



Sensor Compatible:	Yes	PF:	>0.9
Voltage/Frequency:	AC: 220-240V, 50Hz	Beam Angle:	120°
Luminous Flux:	8000lm	Body Type:	Die casting Aluminium
LED Type:	SMD	IP Rating:	IP44
CRI:	>70	Dimension:	ø280 x 131mm

NEW



LED Highbay

150W VT-9165

5579 - 4000K Day White
5580 - 6400K White

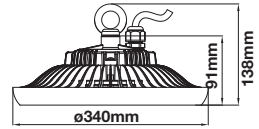
90°
BEAM ANGLE

BOX QTY.
02


EAN Code

3800157622042
3800157622059

A+



LUMINOUS INTENSITY DISTRIBUTION DIAGRAM



Sensor Compatible:	Yes	PF:	>0.9
Voltage/Frequency:	AC: 220-240V, 50Hz	Beam Angle:	90°
Luminous Flux:	12000lm	Body Type:	Die casting Aluminium
LED Type:	SMD	IP Rating:	IP44
CRI:	>70	Dimension:	ø340 x 138mm

NEW



LED Highbay

150W VT-9175

5577 - 4000K Day White
5578 - 6400K White

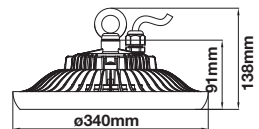
120°
BEAM ANGLE

BOX QTY.
02

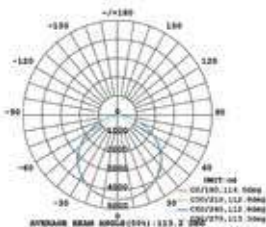
EAN Code

3800157622028
3800157622035

A+



LUMINOUS INTENSITY DISTRIBUTION DIAGRAM



Sensor Compatible:	Yes	PF:	>0.9
Voltage/Frequency:	AC: 220-240V, 50Hz	Beam Angle:	120°
Luminous Flux:	12000lm	Body Type:	Die casting Aluminium
LED Type:	SMD	IP Rating:	IP44
CRI:	>70	Dimension:	ø340 x 138mm

NEW



LED Highbay

200W VT-9205

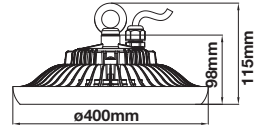
5583 - 4000K Day White
5584 - 6400K White

90°
BEAM ANGLE

BOX QTY.
02


EAN Code

3800157622080
3800157622097



A+

LUMINOUS INTENSITY DISTRIBUTION DIAGRAM



Sensor Compatible:	Yes	PF:	>0.9
Voltage/Frequency:	AC: 220-240V, 50Hz	Beam Angle:	90°
Luminous Flux:	16000lm	Body Type:	Die casting Aluminium
LED Type:	SMD	IP Rating:	IP44
CRI:	>70	Dimension:	400 x 115mm

NEW



LED Highbay

200W VT-9215

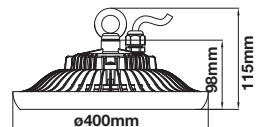
5581 - 4000K Day White
5582 - 6400K White

120°
BEAM ANGLE

BOX QTY.
02


EAN Code

3800157622066
3800157622073



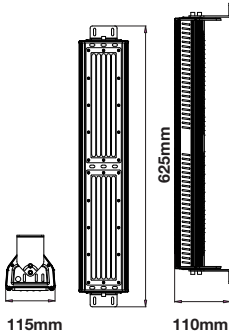
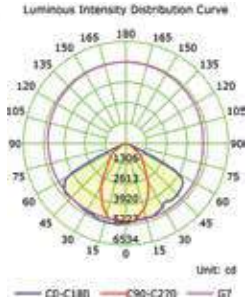
A+

LUMINOUS INTENSITY DISTRIBUTION DIAGRAM



Sensor Compatible:	Yes	PF:	>0.9
Voltage/Frequency:	AC: 220-240V, 50Hz	Beam Angle:	120°
Luminous Flux:	16000lm	Body Type:	Die casting Aluminium
LED Type:	SMD	IP Rating:	IP44
CRI:	>70	Dimension:	400 x 115mm

NEW



Linear Highbay

100W VT-9108

5599 - 4000K Day White
5600 - 6000K White

EAN Code

3800157624909
3800157624916

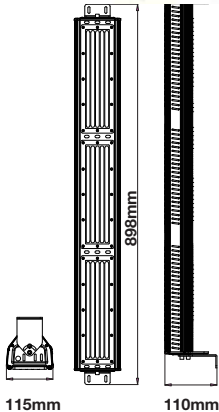
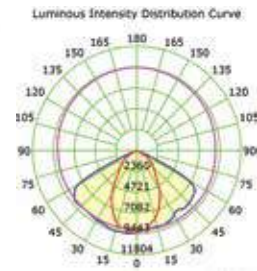
BOX QTY.
01

A+

120°
BEAM ANGLE

Sensor Compatible:	Yes	PF:	>0.9
Voltage/Frequency:	AC :220-240V, 50Hz	Beam Angle:	120°
Luminous Flux:	10000lm	Body Type:	Die casting Aluminium
LED Type:	SMD	IP Rating:	IP44
CRI:	>70	Dimension:	625 x 110 x 115mm

NEW



Linear Highbay

150W VT-9158

5601 - 4000K Day White
5602 - 6000K White

EAN Code

3800157624923
3800157624930

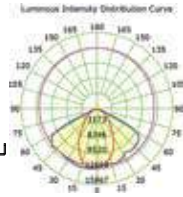
BOX QTY.
01

A+

120°
BEAM ANGLE

Sensor Compatible:	Yes	PF:	>0.9
Voltage/Frequency:	AC: 220-240V, 50Hz	Beam Angle:	120°
Luminous Flux:	15000lm	Body Type:	Die casting Aluminium
LED Type:	SMD	IP Rating:	IP44
CRI:	>70	Dimension:	898 x 110 x 115mm

NEW



Linear Highbay

200W VT-9208

5603 - 4000K Day White
5604 - 6000K White

BOX QTY.

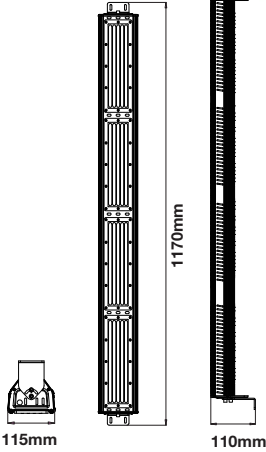
01

EAN Code

3800157624947
3800157624954

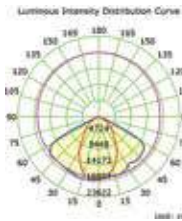
A+

120°
BEAM ANGLE



Sensor Compatible:	Yes	PF:	>0.9
Voltage/Frequency:	AC :220-240V, 50Hz	Beam Angle:	120°
Luminous Flux:	20000lm	Body Type:	Die casting Aluminium
LED Type:	SMD	IP Rating:	IP44
CRI:	>70	Dimension:	1170 x 110 x 115mm

NEW



Linear Highbay

300W VT-9308

5605 - 4000K Day White
5606 - 6000K White

BOX QTY.

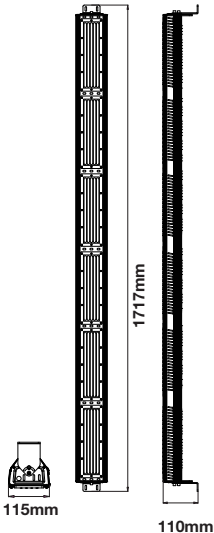
01

EAN Code

3800157624961
3800157624978

A+

120°
BEAM ANGLE



Sensor Compatible:	Yes	PF:	>0.9
Voltage/Frequency:	AC: 220-240V, 50Hz	Beam Angle:	120°
Luminous Flux:	30000lm	Body Type:	Die casting Aluminium
LED Type:	SMD	IP Rating:	IP44
CRI:	>70	Dimension:	1717 x 110 x 115mm



E40

HOLDER

BOX QTY.

04

LED Low Bay

85W VT-9185

5541 - 4500K Day White

5542 - 6000K White

A+

EAN Code

3800157610001

3800157610018

- Warehouses, shipping docks, stairwells and parking garages
- Lightweight, Compact structure
- Indoor and outdoor
- Replacement of 500W CFL

Sensor Compatible:	Yes	PF:	> 0.9
Voltage/Frequency:	AC: 220-240V, 50/60Hz	Beam Angle:	120°
Luminous Flux:	6800lm	Body Type:	Plastic
LED Type:	SMD	IP Rating:	IP20
CRI:	>80	Dimension:	222mm x 270mm

NEW



E40

HOLDER

BOX QTY.

04

LED Low Bay

85W VT-9186

5597 - 4000K Day White

5598 - 6400K White

A+

EAN Code

3800157624565

3800157624572

Sensor Compatible:	Yes	PF:	0.9
Voltage/Frequency:	AC: 220-240V, 50Hz	Beam Angle:	110°
Luminous Flux:	6800lm	Body Type:	Plastic
LED Type:	SMD	IP Rating:	IP20
CRI:	>80	Dimension:	ø260 x 307

LED Street Lights

Light the path to the future with LED Street Lights. This state of the art LED Technology provides uniform Brightness and Illumination. No mercury means they are environmentally friendly.



Product Features

- Perfect replacement for traditional lights
- Saves 80% Electricity cost, Better Efficiency and Longer Life Span
- Dedicated IP65 Sealed Optical Cavities
- Optically Optimized Glass Lenses
- Uniformity in Light Distribution - Maximizes Efficiency
- Fully Operational in Extreme Weather up to -25° Celsius
- Low maintenance & Low Power consumption
- Reduced CO² emissions


Applications

Out Door Applications like Streets, Projects, Cross Roads, Tunnels, Car Parks, Industrial Facilities etc.

NEW



IP65 RATED



30W VT-15030ST

5487 - 4000K Day White
5488 - 6400K White

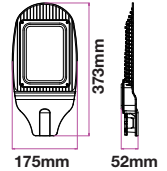
EAN Code

3800157623469
3800157623476

BOX QTY.

01

A+



Sensor Compatible:	Yes	Beam Angle:	100°
Voltage/Frequency:	AC: 190-240V, 50/60Hz	Color of Fixture:	Grey
Luminous Flux:	2400lm	Body Type:	Die casting Aluminium
LED Type:	SMD2835	IP Rating:	IP65
CRI:	>70	Dimension:	175 x 373 x 52mm
PF:	>0.9		

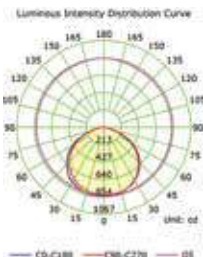
NEW



PHOTOCELL SENSOR
Auto Turns On At Night
Auto Turns Off At Day Time



IP65 RATED



30W VT-15031ST

5489 - 4000K Day White
5490 - 6400K White

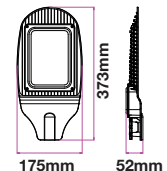
EAN Code

3800157623483
3800157623490

BOX QTY.

01

A+

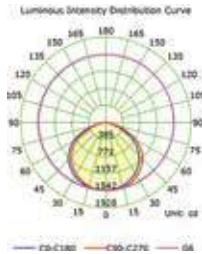


Sensor Included:	Yes	Beam Angle:	100°
Voltage/Frequency:	AC: 190-240V, 50/60Hz	Color of Fixture:	Grey
Luminous Flux:	2400lm	Body Type:	Die casting Aluminium
LED Type:	SMD2835	IP Rating:	IP65
CRI:	>70	Dimension:	175 x 373 x 52mm
PF:	>0.9		

NEW



IP65 RATED



50W VT-15051ST

5491 - 4000K Day White
5492 - 6400K White

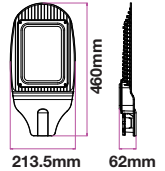
EAN Code

3800157623506
3800157623513

BOX QTY.

01

A+



Sensor Compatible:	Yes	Beam Angle:	100°
Voltage/Frequency:	AC: 190-240V, 50/60Hz	Color of Fixture:	Grey
Luminous Flux:	4000lm	Body Type:	Die casting Aluminium
LED Type:	SMD2835	IP Rating:	IP65
CRI:	>70	Dimension:	213.5 x 460 x 62mm
PF:	>0.9		

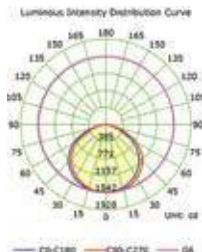
NEW



PHOTOCELL SENSOR
Auto Turns On At Night
Auto Turns Off At Day Time



IP65 RATED



50W VT-15052ST

5493 - 4000K Day White
5494 - 6400K White

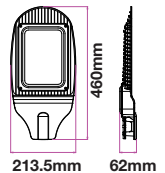
EAN Code

3800157623520
3800157623537

BOX QTY.

01

A+

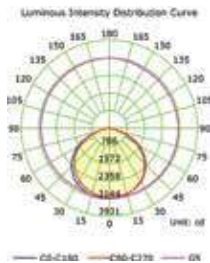


Sensor Included:	Yes	Beam Angle:	100°
Voltage/Frequency:	AC: 190-240V, 50/60Hz	Color of Fixture:	Grey
Luminous Flux:	4000lm	Body Type:	Die casting Aluminium
LED Type:	SMD2835	IP Rating:	IP65
CRI:	>70	Dimension:	213.5 x 460 x 62mm
PF:	>0.9		

NEW



IP65
RATED



100W VT-15101ST

EAN Code

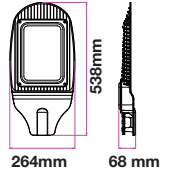
5495 - 4000K Day White
5496 - 6400K White

3800157623544
3800157623551

BOX QTY.

01

A+




Sensor Compatible:	Yes	Beam Angle:	100°
Voltage/Frequency:	AC: 190-240V, 50/60Hz	Color of Fixture:	Grey
Luminous Flux:	8000lm	Body Type:	Die casting Aluminium
LED Type:	SMD	IP Rating:	IP65
CRI:	>70	Dimension:	264 x 538 x 68mm
PF:	>0.9		

NEW



IP65
RATED



120W VT-15123ST

EAN Code

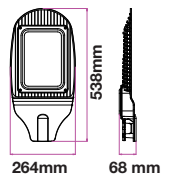
5497 - 4000K Day White
5498 - 6400K White

3800157623568
3800157623575

BOX QTY.

01

A+

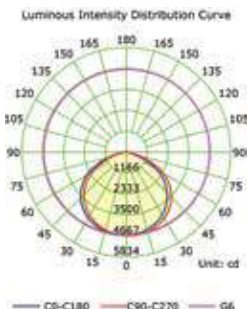


Sensor Compatible:	Yes	Beam Angle:	100°
Voltage/Frequency:	AC: 190-240V, 50/60Hz	Color of Fixture:	Grey
Luminous Flux:	9600lm	Body Type:	Die casting Aluminium
LED Type:	SMD	IP Rating:	IP65
CRI:	>70	Dimension:	264 x 538 x 68mm
PF:	>0.9		



NEW

**IP65
RATED**



150W VT-15156ST

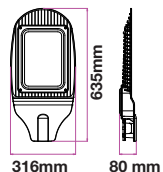
EAN Code

5499 - 4000K Day White
5500 - 6400K White

3800157623582
3800157623599

BOX QTY.
01

A+



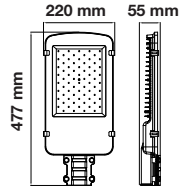
Sensor Compatible:	Yes	Beam Angle:	100°
Voltage/Frequency:	AC: 190-240V, 50/60Hz	Color of Fixture:	Grey
Luminous Flux:	12000lm	Body Type:	Die casting Aluminium
LED Type:	SMD	IP Rating:	IP65
CRI:	>70	Dimension:	316 x 635 x 80mm
PF:	>0.9		





50W VT-15165ST
5482 - 6400K White

EAN Code
3800157616188

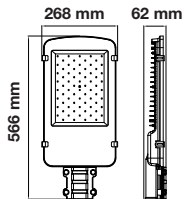


Sensor Compatible:	Yes	Beam Angle:	100°
Voltage/Frequency:	AC:100-240V, 50/60Hz	Color of Fixture:	Black/Grey
Luminous Flux:	6200lm	Body Type:	Die casting Aluminium
LED Type:	SMD	IP Rating:	IP65
CRI:	>70	Dimension:	477 x 220 x 55mm
PF:	>0.95		



100W VT-15115ST
5481 - 6400K White

EAN Code
3800157616171



Sensor Compatible:	Yes	Beam Angle:	100°
Voltage/Frequency:	AC:100-240V, 50/60Hz	Color of Fixture:	Black/Grey
Luminous Flux:	12400lm	Body Type:	Die casting Aluminium
LED Type:	SMD	IP Rating:	IP65
CRI:	>70	Dimension:	566 x 268 x 62mm
PF:	>0.95		



IP65
RATED

120⁺⁺
LM/W
HIGH LUMENS

BOX QTY.
01

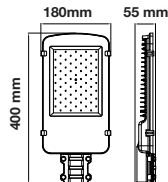
30W VT-15131ST

EAN Code

5472 - 4500K Day White
5473 - 6000K White

3800157608749
3800157608756

A++



Sensor Compatible:	Yes	Beam Angle:	100°
Voltage/Frequency:	AC:100-240V, 50/60Hz	Color of Fixture:	Black/Grey
Luminous Flux:	3720lm	Body Type:	Die casting Aluminium
LED Type:	SMD	IP Rating:	IP65
CRI:	>70	Dimension:	400 x 180 x 55mm
PF:	>0.95		



IP65
RATED

120⁺⁺
LM/W
HIGH LUMENS

BOX QTY.
01

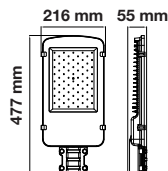
50W VT-15151ST

EAN Code

5474 - 3000K Warm White
5475 - 4500K Day White
5476 - 6000K White

3800157608763
3800157608770
3800157608787

A++



Sensor Compatible:	Yes	Beam Angle:	100°
Voltage/Frequency:	AC:100-240V, 50/60Hz	Color of Fixture:	Black/Grey
Luminous Flux:	6200lm	Body Type:	Die casting Aluminium
LED Type:	SMD	IP Rating:	IP65
CRI:	>70	Dimension:	477 x 216 x 55mm
PF:	>0.95		

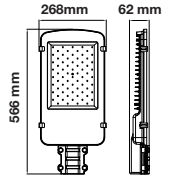


120⁺⁺
LM/W
HIGH LUMENS

BOX QTY.
01

100W VT-15104 ST
5468 - 6000K White

EAN Code
3800157607797



Sensor Compatible:	Yes	Beam Angle:	100°
Voltage/Frequency:	AC:85-265V,50/60Hz	Color of Fixture:	Black/Grey
Luminous Flux:	12000lm	Body Type:	Die Cast Aluminum
LED Type:	SMD	IP Rating:	IP65
CRI:	>70	Dimension:	703 x 297 x 70mm
PF:	>0.95	PoleSize:	Ø60mm

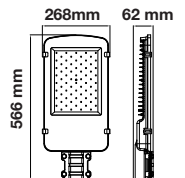


120⁺⁺
LM/W
HIGH LUMENS

BOX QTY.
01

120W VT-15121ST
5479 - 6000K White

EAN Code
3800157608817



Sensor Compatible:	Yes	Beam Angle:	100°
Voltage/Frequency:	AC:100-240V, 50/60Hz	Color of Fixture:	Black/Grey
Luminous Flux:	14880lm	Body Type:	Die casting Aluminium
LED Type:	SMD	IP Rating:	IP65
CRI:	>70	Dimension:	566 x 268 x 62mm
PF:	>0.95	PoleSize:	Ø60mm

LED Street Light

Adapter

VT-795

3624

Color: **Dark grey**

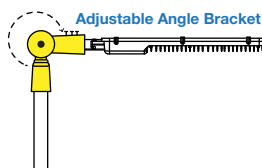
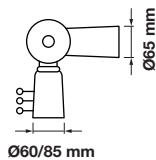
Body: **Diecast Aluminium**

BOX QTY.

 **10**

EAN Code

3800157608152



Compatible with **100W, 120W and 150W** models, this adapter allows the angle of the streetlight to be adjusted as per client's requirements.

LED Street Light

Adapter

VT-795

3668

Color: **Dark grey**

Body: **Diecast Aluminium**

BOX QTY.

 **12**

EAN Code

3800157625029

Ø48mm



Ø62mm



Compatible with **30W and 50W** models, this adapter allows the angle of the streetlight to be adjusted as per client's requirements.

LED Strip Lights

Add an extensive array of lights and colors to any setting or interior, rejuvenate and transform the ambience of any environment at the flick of a switch with V-TAC's LED Strip Light Series. Easy installation with minimal space requirement makes this the right choice for Restaurants, Auditoriums, Meeting Rooms etc.



Product Features

- LED strip is a low Voltage flexible Ribbon available in DC:12V
- Flexible & easy installation
- Exceptionally low power consumption
- Multiple visual effects in unending colours and shades
- Available in DC:12V and 220V with different color range from Warm White to RGB
- Available in IP20 and IP65 rating
- Available in 8mm or 10mm width
- Available in 1 or 1.5 meter rigid bar options with different options of Aluminium Profiles

Applications

Ideal for illuminating Borders, Edges, Cabinets, Bars and any area with limited space for installation.



NEW

LED Bedlight With Sensor-Single Bed

VT-8067

2548 - 3000K Warm White
2549 - 4500K Day White

EAN Code

3800157628433
3800157628440

BOX QTY.
25

Watts:	3W
Voltage:	DC 12 V
LED/M:	30
Strips length:	1.2 m x1
Sensor Distance:	2-5 m
Delay time:	30sec, 130sec, 380sec

NEW

LED Bedlight With Sensor-Double Bed

VT-8068

2550 - 3000K Warm White
2551 - 4500K Day White

EAN Code

3800157628457
3800157628464

BOX QTY.
18

Watts:	6W
Voltage:	DC 12 V
LED/M:	30
Strips length:	1.2 m x 2
Sensor Distance:	2-5 m
Delay time:	30sec, 130sec, 380sec



NEW

- ✓ 5 Meter Roll
- ✓ Power Supply

BS PLUG



- ✓ 5 Meter Roll
- ✓ Power Supply
- ✓ RGB Remote Control With Battery

BS PLUG



VT-5050 60

- 2545 - 3000K Warm White
- 2546 - 6000K White
- 2534 - Pink

EAN Code

- 3800157626804
- 3800157626811
- 3800157625326

BOX QTY.
20
A+

VT-5050 60
 2544 - RGB

EAN Code
 3800157625975

BOX QTY.
20
A+

LED Type:	SMD 5050	lm/M:	1000lm
Watt/M:	10W	lm/LED:	9-11 lm
Current/M:	1.5A	Beam Angle:	120°
Voltage:	AC: 100-265V, 50/60Hz	IP Rating:	IP20
LED Qty	60	Width:	8mm



3000lm/m
HIGH LUMENS

CRI >80

240
LED/M

IP20
RATED

BOX QTY.
400

5M ROLL

2835-NON WP | 240 LED/M

A++

18W 2835-NON WP

EAN Code

2164 - 3000K Warm White

3800157610117

2165 - 4500K Day White

3800157610124

2166 - 6000K White

3800157610131

LED Type:	2835	lm/M:	3000lm
Watt/M:	18W	lm/LED:	20-22 lm
Current/M:	1.5A	Beam Angle:	120°
Voltage:	DC:12V	IP Rating:	IP20
LED Qty:	240	Width:	10mm



CRI >80

204
LED/M

IP20
RATED

5M ROLL

BOX QTY.
400

2835-NON WP | 204 LED/M

A+

18W 2835-NON WP

EAN Code

2461 - 3000K Warm White

3800157612234

2462 - 4500K Day White

3800157612241

2463 - 6000K White

3800157612258

LED Type:	2835	lm/M:	1700lm
Watt/M:	18W	lm/LED:	9-11 lm
Current/M:	1.5A	Beam Angle:	120°
Voltage:	DC:12V	IP Rating:	IP20
LED Qty:	204	Width:	8mm





3000lm/m
HIGH LUMENS

CRI >95

120
LED/M

IP20
RATED

5M ROLL

BOX QTY.
400

5730-NON WP | 120 LED/M **A++**

18W 5730-NON WP

- 2162 - 3000K Warm White
- 2163 - 4500K Day White
- 2161 - 6000K White

EAN Code
3800157610094
3800157610100
3800157610087

LED Type:	5730	lm/M:	3000lm
Watt/M:	18W	lm/LED:	20-22 lm
Current/M:	1.5A	Beam Angle:	120°
Voltage:	DC:12V	IP Rating:	IP20
LED Qty:	120	Width:	8mm



BOX QTY.
400

30 LED/M **A+**
4.8W 5050 - WP

500
lm/M

IP65
RATED



LED Type:	5050	Color:	SKU Code:	EAN Code:
Watt/M:	4.8W	White	2144	3800230621399
Current/M:	0.4A	Warm White	2145	3800230621412
Voltage:	DC:12V	Day White	2460	3800157612166
LED Qty:	30	Red	2118	3800230621528
lm/LED:	14 -16lm	RGB		
Beam Angle:	120°			
IP Rating:	IP65			
Width:	10mm			



BOX QTY.
400

30 LED/M **A+**
4.8W 5050 - NON WP

500
lm/M

IP20
RATED



LED Type:	5050	Color:	SKU Code:	EAN Code:
Watt/M:	4.8W	White	2133	3800230621382
Current/M:	4A	Warm White	2135	3800230621405
Voltage:	DC:12V	RGB	2124	3800230621535
LED Qty:	30			
lm/LED:	14 -16lm			
Beam Angle:	120°			
IP Rating:	IP20			
Width:	10mm			



60 LED/M **A+**
10.8W 5050 - WP

1000 **IP65**
 lm/M **RATED**



BOX QTY.
400



LED Type:	5050	Color:	SKU Code:	EAN Code:
Watt/M:	10.8W	White	2148	3800230621498
Current/M:	0.8A	Warm White	2149	3800230621511
Voltage:	DC:12V	Day White	2150	3800230621474
LED Qty:	60	Red	2152	3800230624775
lm/LED:	14 -16lm	Green	2153	3800230621450
Beam Angle:	120°	Blue	2151	3800230621436
IP Rating:	IP65	RGB	2155	3800230621559
Width:	10mm			



60 LED/M **A+**
10.8W 5050 - NON WP

1000 **IP20**
 lm/M **RATED**



BOX QTY.
400



LED Type:	5050	Color:	SKU Code:	EAN Code:
Watt/M:	10.8W	White	2126	3800230621481
Current/M:	0.8A	Warm White	2122	3800230621504
Voltage:	DC:12V	Day White	2143	3800230621467
LED Qty:	60	Red	2128	3800230624468
lm/LED:	14 -16lm	Green	2138	3800230621443
Beam Angle:	120°	Blue	2137	3800230621429
IP Rating:	IP20	Yellow	2156	3800230628824
Width:	10mm	RGB	2120	3800230621542



60 LED/M **A+**
3.6W 3528 - WP



BOX QTY.
400



LED Type:	3528	Color:	SKU Code:	EAN Code:
Watt/M:	3.6W	White	2031	3800230621146
Current/M:	0.3A	Warm White	2032	3800230621177
Voltage:	DC:12V	Day White	2043	3800230621191
LED Qty:	60	Red	2036	3800230621276
lm/LED:	5 -6lm	Green	2034	3800230621238
Beam Angle:	120°	Blue	2035	3800230621245
IP Rating:	IP65	Yellow		
Width:	8mm			



60 LED/M **A+**
3.6W 3528 - NON WP



BOX QTY.
400



LED Type:	3528	Color:	SKU Code:	EAN Code:
Watt/M:	3.6W	White	2005	3800230621153
Current/M:	0.3A	Warm White	2016	3800230621160
Voltage:	DC:12V	Day White	2041	3800230621184
LED Qty:	60	Red	2015	3800230621269
lm/LED:	5 -6lm	Green	2011	3800230621221
Beam Angle:	120°	Blue	2013	3800230621252
IP Rating:	IP20	Yellow	2009	3800230621214
Width:	8mm			



120 LED/M **A+**
7.2W 3528 - WP

600
lm/M

IP65
RATED



BOX QTY.
400



LED Type:	3528	Color:	SKU Code:	EAN Code:
Watt/M:	7.2W	White	2037	3800230621290
Current/M:	0.6A	Warm White	2038	3800230621313
Voltage:	DC:12V	Day White	2044	3800230621337
LED Qty:	120	Red	2039	3800230621375
lm/LED:	5 -6lm	Blue	2027	3800230621351
Beam Angle:	120°			
IP Rating:	IP65			
Width:	8mm			



120 LED/M **A+**
7.2W 3528 - NON WP

600
lm/M

IP20
RATED



BOX QTY.
400



LED Type:	3528	Color:	SKU Code:	EAN Code:
Watt/M:	7.2W	White	2002	3800230621283
Current/M:	0.6A	Warm White	2025	3800230621306
Voltage:	DC:12V	Day White	2042	3800230621320
LED Qty:	120	Red	2030	3800230621368
lm/LED:	5 -6lm			
Beam Angle:	120°			
IP Rating:	IP20			
Width:	8mm			



204 LED/M A⁺
18W 3014 - NON WP

1700
lm/M



BOX QTY.
400



LED Type:	3014	Color:	SKU Code:	EAN Code:
Watt/M:	18W	White	2403	3800230628053
Current/M:	1.5A	Warm White	2404	3800230628060
Voltage:	DC:12V	Day White	2405	3800157600309
LED Qty:	204			
lm/LED:	9-11lm			
Beam Angle:	120°			
IP Rating:	IP20			
Width:	10mm			




60 LED/M A⁺
RGB + W
10.8W 5050 - NON WP

900
lm/M



BOX QTY.
400



LED Type:	5050	Color:	SKU Code:	EAN Code:
Watt/M:	10.8W	RGB	2159(RGB+W)	3800230629623
Current/M:	1.2A			
Voltage:	DC:12V			
LED Qty:	30:30			
lm/LED:	15lm			
Beam Angle:	120°			
IP Rating:	IP20			
Width:	10mm			



60 LED/M A⁺
9W 5050 - NON WP

600
LED/M




BOX QTY.
200






LED Type:	5050	Color:	SKU Code:	EAN Code:
Watt/M:	9W	White	2430	3800230621566
Current/M:	0.3A	Warm White	2431	3800230621573
Voltage:	DC:24V	Day White	2459	3800157612036
LED Qty:	60			
lm/LED:	14 -16lm			
Beam Angle:	120°			
IP Rating:	IP20			
Width:	10mm			



10M ROLL





BOX QTY.
05




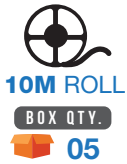
Model No:	VT-555	VT-555	VT-555
SKU Code:	2512	2513	2514
Color/Temperature:	White	Warm White	Day White
Lumen lm/M:	320±5%	320±5%	320±5%
FPC Width MM:	7.5	7.5	7.5
Power W/M:	8-10W	8-10W	8-10W
Jacket Dia:	9 x16.5 mm	9 x16.5 mm	9 x16.5 mm
EAN Code:	3800157605656	3800157605663	3800157605670



10M ROLL



Model No:	VT-555	VT-555	VT-555
SKU Code:	2515	2516	2517
Color/Temperature:	Blue	RED	Green
Lumen lm/M:	320±5%	320±5%	320±5%
FPC Width MM:	7.5	7.5	7.5
Power W/M:	8-10	8-10	8-10
Jacket Dia:	9 x16.5 mm	9 x16.5 mm	9 x16.5 mm
EAN Code:	3800157605687	3800157605694	3800157605700



Model No:	VT-555	VT-555	VT-555
SKU Code:	2518	2529	2531
Color/Temperature:	Yellow	Pink	Violet
Lumen lm/M:	320±5%	320±5%	320±5%
FPC Width MM:	7.5	7.5	7.5
Power W/M:	8-10	8-10	8-10
Jacket Dia:	9 x16.5 mm	9 x16.5 mm	9 x16.5 mm
EAN Code:	3800157605717	3800157619523	3800157619547



Item:	Profile
SKU Code:	2527
EAN Code:	3800157608404



Item:	Power cord without plug	Pin	End safe cap
SKU Code:	3331	3333	3334
EAN Code:	3800157608268	3800157607889	3800157607896



LED Strip Sets PLUG AND PLAY

LED STRIP LIGHT set is a complete kit where we provide you with 5 meters of LED STRIP LIGHT, along with the POWER SUPPLY and CONNECTOR and REMOTE CONTROL (optional), to make it a complete kit. Available and made in different colour options as per requirement.

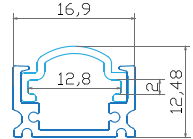
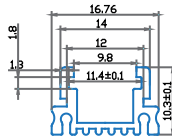
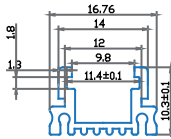


- LED Strip
- Remote control (included)
- Driver (included)
- Packing: Blister Pack, 5 meters roll

SKU Code:	Description:	EAN Code:	BOX Qty:
2351	LED Strip Set SMD3528 60 LEDs 4500K IP20	3800230621634	48
2350	LED Strip Set SMD5050 30 LEDs RGB IP20	3800230621641	48
2352	LED Strip Set SMD5050 30 LEDs RGB IP65	3800230621658	50
2353	LED Strip Set SMD5050 60 LEDs RGB IP20	3800230621665	50
2354	LED Strip Set SMD5050 60 LEDs RGB IP65	3800230621672	48
2355	LED Strip Set SMD5050 60 LEDs White IP20	3800230621689	48
2356	LED Strip Set SMD5050 60 LEDs White IP65	3800230621696	48

LED Strip ACCESSORIES

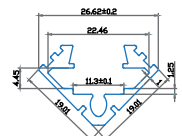
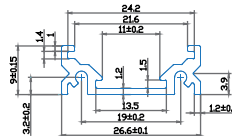
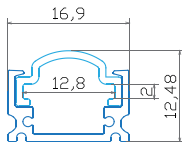



SKU Code:	Description:	EAN Code:	BOX Qty:
3500	Flexible Connector - LED Strip 3528	3800230622051	100
3501	Flexible Connector - LED Strip 5050	3800230622068	5000
3502	Flexible Connector - LED Strip 5050 RGB	3800230622075	100
3503	Connector - LED Strip 3528	3800230622082	10000
3504	Connector - LED Strip 5050	3800230622099	5000
3505	Connector - LED Strip 5050 RGB	3800230622105	1000
3507	Flexible Connector - LED Strip 3528 DC Female	3800230622112	100
3508	Flexible Connector - LED Strip 5050 DC Female	N/A	5000
3509	Connector - LED Strip 3528 Cross Type	N/A	100
3510	Connector - LED Strip 5050 Cross Type	N/A	200
3511	Connector - LED Strip 5050 L Type	N/A	250
3512	Connector - LED Strip DC Female	N/A	100



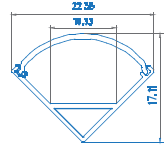
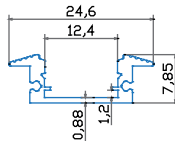
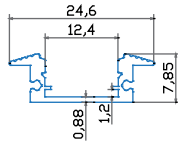
Aluminum Profiles

Model No:	VT-7101	VT-7101	VT-7102
SKU Code:	9981	9982	9983
Dimension:	16.76 x 10.3 x 1000 mm	16.76 x 10.3 x 1000 mm	16.9 x 12.48 x 1000 mm
Color of Fixture:	Transparent	Matt	Transparent
EAN Code:	3800230622129	3800230622136	3800230622143
	BOX QTY. 100	BOX QTY. 100	BOX QTY. 140



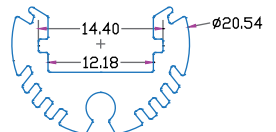
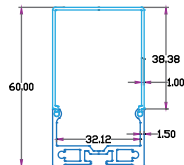
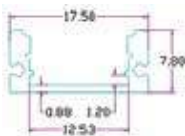
Aluminum Profiles

Model No:	VT-7102	VT-7103	VT-7104
SKU Code:	9984	Transparent: 9985 / Matt : 9986	9987
Dimension:	16.9 x 12.48 x 1000 mm	26.5 x 9 x 1000 mm	19 x 19 x 1000 mm
Color of Fixture:	Matt	Transparent / Matt	Matt
EAN Code:	3800230622150	Transparent : 3800230622167 Matt: 3800230622174	3800230622181
	BOX QTY. 140	BOX QTY. 90	BOX QTY. 80



Aluminum Profiles

Model No:	VT-7105	VT-7105	VT-7109
SKU Code:	9990	9991	9947
Dimension:	24.6 x 7.85 x 1000 mm	24.6 x 7.85 x 2000 mm	22x17x1000mm
Color of Fixture:	Milky	Milky	Milky
EAN Code:	3800230628077	3800230628794	3800157617208
	BOX QTY. 150	BOX QTY. 50	BOX QTY. 150



Aluminum Profiles

Model No:	VT-7106	VT-7107	VT-7108
SKU Code:	1000mm:9992 / 2000mm: 9993	9994	9995
Dimension:	17.5 x 7.8 x1000 / 2000 mm	60 x 35.1 x 1000 mm	ø20.54 x 1000 mm
Color of Fixture:	Milky / Milky	Milky	Milky
EAN Code:	1000mm : 3800230628800 2000mm : 3800230628817	3800157601399	3800157601405
	BOX QTY. 150 /70	BOX QTY. 16	BOX QTY. 56

NEW

**2 PCS
PACK**



BOX QTY.
250

LED Bar - NON WP

18W VT-4014 144

1700
lm/M

IP20
RATED



Power:	18W	Color:	SKU Code:	EAN Code:
Current:	1.5A	Warm White	2535	3800157625883
Voltage:	12V	Day White	2536	3800157625890
Lumens/LED:	20-24lm/LED	White	2537	3800157625906
LM/M:	1700lm			
Size:	1.0M			
LED Type:	SMD 4014			
IP Rating:	IP20			

NEW

**10 PCS
PACK**



BOX QTY.
500

LED Bar - NON WP

18W VT-4014 144

1700
lm/M

IP20
RATED



Power:	18W	Color:	SKU Code:	EAN Code:
Current:	1.5A	Warm White	2538	3800157625913
Voltage:	12V	Day White	2539	3800157625920
Lumens/LED:	20-24lm/LED	White	2540	3800157625937
LM/M:	1700lm			
Size:	1.0M			
LED Type:	SMD 4014			
IP Rating:	IP20			

NEW

LED BAR Profile Complete Set

18W VT-4014 144

1700
lm/M

IP20
RATED



BOX QTY.
100

LED Type:	18W	Color:	SKU Code:	EAN Code:
Watt/M:	1.5A	Warm White	2541	3800157625944
Current/M:	12V	Day White	2542	3800157625951
Voltage:	20-24lm/LED	White	2543	3800157625968
LM/M:	1700lm			
Size:	1.0M			
LED Type:	SMD 4014			
Width:	12mm			
IP Rating:	IP20			



Strip Controllers

SKU Code:	3300	3303	3304
Model No:	VT-2402	VT-2404	VT-2401
Description:	Dimmer for LED Strip with Remote Control	Radio Controller with Remote Control 4 Buttons	Infrared Controller with Remote Control 24 Buttons
Max Current /Watt:	8A, 96W	12A, 144W	6A, 72W
Input Voltage:	DC 12/24 V	DC 12/24 V	DC 12/24 V
Size:	115 x 55 x 35 mm	105 x 65 x 20 mm	65 x 35 x 22 mm
EAN Code:	3800230622198	3800230622204	3800230622211



Strip Controllers

SKU Code:	3307	3312	3317
Model No:	VT- DMX 512	VT-2405	VT-2401
Description:	DMX 512 Controller	Radio Controller with Touch Remote Contol	Infrared Controller with Remote Control 44 Buttons
Max Current /Watt:	4A x3, 360W	3A x4, 144W	6A, 72W
Input Voltage:	DC:12V	DC 12/24 V	DC 12/24 V
Size:	165 x 75 x 25 mm	130 x 65 x 25 mm	125 x 56 x 7 mm
EAN Code:	3800230622266	3800230622273	3800230622228



Strip Controllers

SKU Code:	3625	3318	3320
Model No:	VT-2472	N/A	N/A
Description:	Infrared Controller with Remote Control 24 Buttons	Radio Controller with Remote Control	Mini RF Controller
Max Current /Watt:	6A, 72W	500W	N/A
Input Voltage:	DC 12/24 V	DC:12V	DC:12V
Size:	N/A	120 x 75 x 25 mm	N/A
EAN Code:	3800157609920	3800230622235	3800230628022



Strip Controllers

SKU Code:	3319	3321	3663
Model No:	N/A	N/A	VT-2410
Description:	24B Mini Controller	Wi-Fi Single Controller	Wi-Fi Single Controller
Max Current /Watt:	N/A	N/A	6A 216W/432W
Input Voltage:	DC:12V	DC:12V	DC 12/24 V
EAN Code:	3800230628015	3800230628039	3800157619509



Strip Controllers

SKU Code:	3322	3326	3327
Description:	Wi-Fi RGB Controller	5050 60 RGB with LED Controller	RGB+W Amplifier
Input Voltage:	DC:12V	DC:12V	DC:12V
EAN Code:	3800230628046	3800230629630	3800157601047



Strip Controllers

SKU Code:	3328	3009	3018
Description:	360W RF Controller	5050 RGB Strip Amplifier	5050 RGB Strip Mini-Amplifier
Input Voltage:	DC:12V	DC:12V	DC:12V
EAN Code:	3800157601054	3800230622259	3800230622242



Complete range of modules for
SIGNAGE INDUSTRY

Model No:	VT-50503
Watts:	0.72W/PC
Lumens:	66lm/PC
Beam Angle:	160°
CRI:	75
Voltage/Frequency:	DC:12V
Unit Size:	67 x 15 x 8.5mm
IP Rating:	IP67
Material:	ABS + PCB

SKU Code:	EAN Code:	Box Qty:
WHITE: 5116	3800157610209	2000
RED: 5117	3800157610216	2500
BLUE: 5118	3800157610223	2000
BLACK: 5119	3800157610230	2000



Model No:	VT-28353
Watts:	1W/PC
Lumens:	100lm/PC
Beam Angle:	120°
CRI:	75
Voltage/Frequency:	DC:12V
Unit Size:	53x12x4.6mm
IP Rating:	IP67
Material:	ABS+Aluminum Plate

SKU Code:	EAN Code:	Box Qty:
WHITE: 5120	3800157610247	5000
RED: 5121	3800157610254	3000
BLUE: 5122	3800157610261	5000
GREEN: 5123	3800157610278	5000





Model No:	VT-28356
Watts:	1.5
Voltage/Frequency:	DC 12V
Luminous Flux:	120-150lm
LED Type:	SMD2835
CRI:	>75
Beam Angle:	120°
Color of Fixture:	White
Body Type:	ABS+Aluminium
Dimension:	87 x 15 x 10mm
IP Rating:	IP67

SKU Code:	EAN Code:	Box Qty:
WARM WHITE: 5124	3800157621687	2000
WHITE: 5125	3800157621694	2000
RED: 5126	3800157621700	2000
BLUE: 5127	3800157621717	2000
GREEN: 5128	3800157621724	2000



Model No:	VT-28358
Watts:	1.44
Voltage/Frequency:	DC 12V
Luminous Flux:	120-135lm
LED Type:	SMD2835
CRI:	>75
Beam Angle:	160°
Color of Fixture:	White
Body Type:	ABS+Aluminum
Dimension:	37x 37 x 6.8mm
IP Rating:	IP68

SKU Code:	EAN Code:	Box Qty:
WARM WHITE: 5129	3800157621731	100
WHITE: 5130	3800157621748	100
RED: 5131	3800157621755	200
BLUE: 5132	3800157621762	100
GREEN: 5133	3800157621779	100



Model No:	VT-50501
Watts:	0.24
Voltage/Frequency:	DC 12V
Luminous Flux:	20-22lm
LED Type:	SMD5050
CRI:	>75
Beam Angle:	120°
Body Type:	PVC
IP Rating:	IP68

SKU Code:	EAN Code:	Box Qty:
WARM WHITE: 5135	3800157621793	5000
WHITE: 5136	3800157621809	5000
RED: 5137	3800157621816	5000
YELLOW:5138	3800157621823	5000
BLUE:5139	3800157621830	5000
GREEN:5140	3800157621847	5000



Model No:	VT-50506
Watts:	0.72
Voltage/Frequency:	DC 12V
Luminous Flux:	20-22lm
LED Type:	SMD5050
CRI:	>75
Beam Angle:	120°
Body Type:	ABS + PCB
Dimension:	68 x 19.5 x 5.7mm
IP Rating:	IP67

SKU Code:	EAN Code:
RGB: 5134	3800157621786

Power Supply For LED Strip Lights



LED Strip Power Supply

Product Features:

- Switching Metal Power Supply for all types of strip lights, LED lighting, LED display, etc
- With short circuit protection, over load protection, stable output voltage
- Built in EMI Filter
- High efficiency, low temperature
- 100% load tested
- Protection Rating : IP20
- CE, ROHS, EMC approved



Model No:	VT-20062	VT-20077
SKU Code:	3246	3247
Watts:	60W	72W
Current Capacity:	5A	6A
Output:	DC:12V	DC:12V
Unit Size:	130 x 50 x 31	130 x 50 x 31
Box Qty:	36	60
EAN Code:	3800157628549	3800157628556



Model No:	VT-20122	VT-20152
SKU Code:	3243	3244
Watts:	120W	150W
Current Capacity:	10A	12.5A
Output:	DC:12V	DC:12V
Unit Size:	190 x 50 x 31 mm	200 x 62 x 31 mm
Box Qty:	36	36
EAN Code:	3800157628525	3800157628532



Model No:	VT-20250	VT-20350
SKU Code:	3056	3057
Watts:	250W	350W
Current Capacity:	20A	30A
Output:	DC:12V	DC:12V
Unit Size:	200 x 110 x 50 mm	215 x 115 x 50 mm
Box Qty:	24	20
EAN Code:	3800230621788	3800230621795



Model No:	VT-20026	VT-20061	VT-20076
SKU Code:	3228	3229	3230
Watts:	25W	60W	75W
Current Capacity:	2.1A	5A	6A
Output:	DC:12V	DC:12V	DC:12V
Unit Size:	140 x 33 x 27mm	160 x 40 x 32mm	188 x 47 x 35mm
Box Qty:	100	100	60
EAN Code:	3800157622929	3800157622936	3800157622943



Model No:	VT-20121	VT-20151
SKU Code:	3226	3227
Watts:	120W	150W
Current Capacity:	10A	12.5A
Output:	DC:12V	DC:12V
Unit Size:	188 x 47 x 35mm	200 x 58 x 40mm
Box Qty:	36	50
EAN Code:	3800157622905	3800157622912

LED Strip Power Supply

Rainproof Power Supply Series

Product Features:

- RAIN PROOF DRIVER for all types of STRIP LIGHTS, LED LIGHTING, LED DISPLAY, etc
- Industrial specifications and standards
- With short circuit protection, over load protection and stable output voltage
- Built in EMI Filter
- High efficiency and low temperature
- 100% load tested
- Protection Rating: IP45
- CE, ROHS and EMC approved



Model No.	SKU Code	Watts	Current Capacity	Output	Unit Size	EAN Code:	Box Qty
VT-21151	3231	150W	12.5A	DC:12V	207 x 74 x 42mm	3800157627979	18
VT-21251	3232	250W	20.0A	DC:12V	218 x 95 x 50mm	3800157627986	10
VT-21401	3233	400W	33.33A	DC:12V	223 x 118 x 50mm	3800157627993	10

LED Strip Power Supply

Waterproof Power Supply Series

Product Features:

- WATERPROOF DRIVER for all types of STRIP LIGHTS, LED LIGHTING, LED DISPLAY, etc.
- Industrial specifications and standards
- With short circuit protection, over load protection and stable output voltage
- Built in EMI Filter
- High efficiency and low temperature
- 100% load tested
- Protection Rating: IP67
- CE, EMC approved



Model No.	SKU Code	Watts	Current Capacity	Output	Unit Size	EAN Code	Box Qty
VT-22061	3234	60W	5.0A	DC:12V	166 x 43 x 33mm	3800157628006	20
VT-22075	3235	75W	6.0A	DC:12V	166 x 43 x 33mm	3800157628013	20
VT-22101	3236	100W	8.0A	DC:12V	192 x 52 x 37mm	3800157628020	15

24V

VT-22020	3214	20W	0.83A	DC:24V	201 x 30.5 x 20 mm	3800230621962	80
VT-22030	3215	30W	1.25A	DC:24V	201 x 30.5 x 20 mm	3800230629562	15
VT-22045	3095	45W	1.88A	DC:24V	250 x 40 x 23 mm	3800230621979	50
VT-22101	3101	100W	4.2A	DC:24V	201 x 30.5 x 20 mm	3800157605991	20
VT-22150	3096	150W	6.25A	DC:24V	253 x 72 x 45 mm	3800230621986	20
VT-22200	3097	200W	8.3A	DC:24V	231 x 120 x 53 mm	3800230621993	5

LED STRIP POWER SUPPLY

Plastic Adaptor Series

Product Features:

- Plastic DRIVER for all types of STRIP LIGHTS, LED LIGHTING, LED DISPLAY, etc.
- With specifications and Industrial standards
- With short circuit protection, over load protection and stable output voltage
- Built in EMI Filter
- High efficiency and low temperature
- 100% full load burn-in tested
- Protection Rating: IP 44
- CE, EMC approved



VT-23019



VT-23031 - VT-23061 - VT-23079

Model No.	SKU Code	Watts	Current Capacity	Output	Unit Size	EAN Code	Box Qty
VT-23019	3237	18W	1.5A	DC:12V	73 x 27x 43	3800230622006	120
VT-23031	3238	30W	2.5A	DC:12V	119 x 52 x 32	3800230625298	50
VT-23061	3239	60W	5.0A	DC:12V	119 x 52 x 32	3800230622013	50
VT-23079	3240	78W	6.5A	DC:12V	119 x 52 x 32	3800230622020	40

* With UK Standard, BS plug



LED Linear Lights

V-TAC LED Linear Trunking System is an energy-efficient, low maintenance alternative to traditional linear fluorescent in a variety of industrial, commercial and light assembly applications. It is the optimal solution for conventional lighting systems and also excellent for new installations due to its low installation cost.

High lumen output

output:160 lm/W to meet different requirements

160⁺⁺
LM/W
HIGH LUMENS


Flexible Beam angle


90°, 120°, double-asymmetric



Modular system

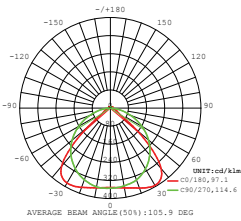
Continous row system, seamless connection, max 3500W /row





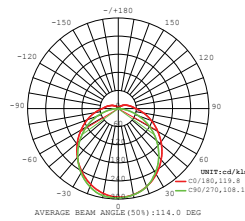
**LED Linear Master Trunking
90° Lens**

SKU Code: **1360 - 4000K Day White**
EAN Code: 3800157625647



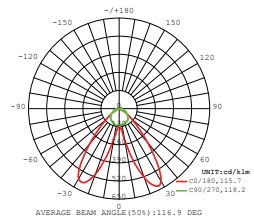
**LED Linear Master Trunking
120° Lens**

SKU Code: **1361 - 4000K Day White**
EAN Code: 3800157625654



**LED Linear Master Trunking
Double Asymmetric Lens**

SKU Code: **1362 - 4000K Day White**
EAN Code: 3800157625661



NEW

50W VT-4551D

BOX QTY.
02


A++

V-TAC®
PRO

5 YEARS
WARRANTY

Sensor Compatible:	Yes	Color of Fixture:	White
Voltage/Frequency:	AC:180-240V	Body Type:	Steel
Luminous Flux:	8000lm	Dimension:	1500mm
LED Type:	SMD	ON/OFF Time:	>15000 Times
CRI:	>80	Life Span:	50000 Hours
PF:	>0.9		

160⁺⁺
LM/W
HIGH LUMENS



90°
LENS



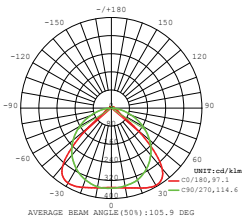
120°
LENS



Double
Asymmetric
LENS

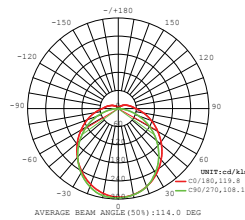
**LED Linear Follow Trunking
90° Lens**

SKU Code: **1363 - 4000K Day White**
EAN Code: 3800157625678



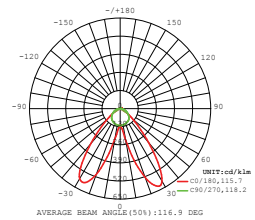
**LED Linear Follow Trunking
120° Lens**

SKU Code: **1364 - 4000K Day White**
EAN Code: 3800157625685



**LED Linear Follow Trunking
Double Asymmetric Lens**

SKU Code: **1365 - 4000K Day White**
EAN Code: 3800157625692



NEW

50W VT-4550D

BOX QTY.
01

A++

V-TAC®
PRO

5 YEARS
WARRANTY

Sensor Compatible:	Yes	Color of Fixture:	White
Voltage/Frequency:	AC:180-240V	Body Type:	Steel
Luminous Flux:	8000lm	Dimension:	1500mm
LED Type:	SMD	ON/OFF Time:	>15000 Times
CRI:	>80	Life Span:	50000 Hours
PF:	>0.9		

160⁺⁺
LM/W
HIGH LUMENS

NEW



VT-4549

SKU Code: **1382**
 Description: **LED Linear Trunking Tracklight Module**
 EAN Code: **3800157626415**

NEW



BOX QTY.
200

SKU Code: **1366**
 Description: **End Cap-white**
 EAN Code: **3800157625708**



BOX QTY.
100

SKU Code: **1367**
 Description: **Suspended Cord-steel**
 EAN Code: **3800157625715**



BOX QTY.
200

SKU Code: **1368**
 Description: **Feed-in Male Connector 5 Wires**
 EAN Code: **3800157625722**

NEW



SKU Code: **1383**
 Description: **L Node Connector, 8 Wires**
 EAN Code: **3800157626422**



SKU Code: **1384**
 Description: **T Node Connector, 8 Wires**
 EAN Code: **3800157626439**



SKU Code: **1385**
 Description: **X Node Connector, 8 Wires**
 EAN Code: **3800157626446**

LED Track Lights

Perfect ecological alternative to Old Halogen Lights, Track lights are the extensive range of modern LED Track Lights! Delivering high performance, excellent durability and remarkable light output to serve the general Commercial and Retail market.



Product Features

- Available from 10W up to 45W
- Saves 80% energy
- No Ultraviolet or Infrared Rays
- Totally flexible, Compact & Adjustable design
- No Lead or Mercury content hence environment friendly
- Provides Uniform Radiance & Enhances appeal of any environment.
- Enhances measurable levels of performance as compared to older versions of high wattage halogen & HID light sources in retail & Commercial Lighting applications.

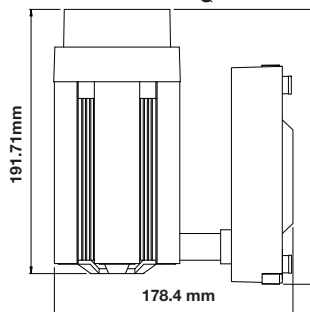
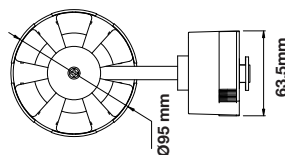

Applications

Perfect choice for Exhibition Stands, Hotels, Bars, Commercial & Residential Lighting.

NEW



15-60 Degree Beam Angle Adjustable by Rotating



COB Series

35W VT-4735

- 1357 - 3000K Warm White
- 1358 - 4000K Day White
- 1359 - 6400K White

- EAN Code
- 3800157625074
 - 3800157625081
 - 3800157625098



Sensor Compatible:	Yes	PF:	>0.9
Voltage/Frequency:	AC:220-240V, 50/60Hz	Beam Angle:	15°-60° (Adjustable)
Luminous Flux:	2800lm	Color of Fixture:	White
LED Type:	CREE COB	Body Type:	Aluminium
CRI:	>80	Dimension:	178.4 x 197.7 x95mm



COB Series

10W VT-4512

- 1332 - 3000K Warm White
- 1333 - 4000K Day White
- 1334 - 6400K White

EAN Code

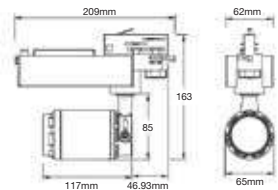

- 3800157620604
- 3800157620611
- 3800157620628

BOX QTY.

40



Sensor Compatible:	Yes	PF:	>0.9
Voltage/Frequency:	AC:220-240V, 50/60Hz	Beam Angle:	24°
Luminous Flux:	800lm	Color of Fixture:	Black + White
LED Type:	COB	Body Type:	Aluminum
CRI:	>80		



Dimension=mm



COB Series

25W VT-4528

- 1335 - 3000K Warm White
- 1336 - 4000K Day White
- 1337 - 6400K White

EAN Code

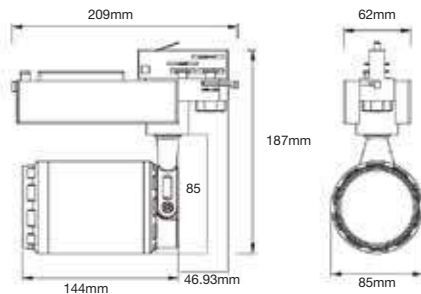

- 3800157620635
- 3800157620642
- 3800157620659

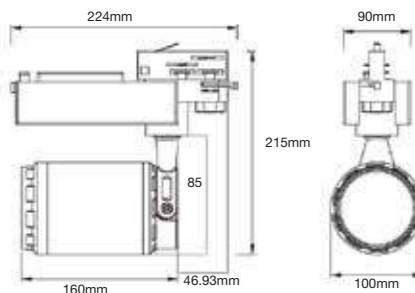

BOX QTY.

20



Sensor Compatible:	Yes	PF:	>0.9
Voltage/Frequency:	AC:220-240V, 50/60Hz	Beam Angle:	24°
Luminous Flux:	2100lm	Color of Fixture:	Black + White
LED Type:	COB	Body Type:	Aluminum
CRI:	>80		





COB Series

35W VT-4537

- 1338 - 3000K Warm White
- 1339 - 4000K Day White
- 1340 - 6400K White



EAN Code

- 3800157620666
- 3800157620673
- 3800157620680



Sensor Compatible:	Yes	PF:	>0.9
Voltage/Frequency:	AC:220-240V, 50/60Hz	Beam Angle:	24°
Luminous Flux:	2850lm	Color of Fixture:	Black + White
LED Type:	COB	Body Type:	Aluminum
CRI:	>80		



COB Series

15W VT-4615

- 1298 - 3000K Warm White
- 1299 - 4000K Day White
- 1300 - 6400K White

EAN Code

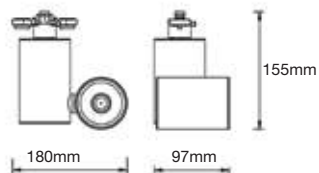

- 3800157619851
- 3800157619868
- 3800157619875

BOX QTY.

20

A+

Sensor Compatible:	Yes	PF:	>0.9
Voltage/Frequency:	AC:220-240V, 50/60Hz	Beam Angle:	24°
Luminous Flux:	1350lm	Color of Fixture:	White
LED Type:	COB	Body Type:	Aluminum
CRI:	>95	Dimension:	180 x 97 x 155mm



COB Series

15W VT-4615

- 1301 - 3000K Warm White
- 1302 - 4000K Day White
- 1303 - 6400K White

EAN Code

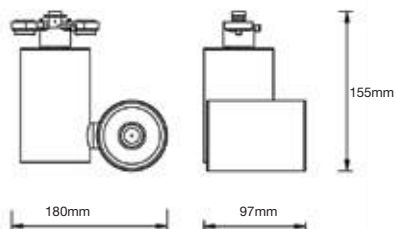

- 3800157619882
- 3800157619899
- 3800157619905

BOX QTY.

20

A+

Sensor Compatible:	Yes	PF:	>0.9
Voltage/Frequency:	AC:220-240V, 50/60Hz	Beam Angle:	24°
Luminous Flux:	1350lm	Color of Fixture:	Black
LED Type:	COB	Body Type:	Aluminum
CRI:	>95	Dimension:	180 x 97 x 155mm





COB Series

30W VT-4635

- 1292 - 3000K Warm White
- 1293 - 4000K Day White
- 1294 - 6400K White

EAN Code

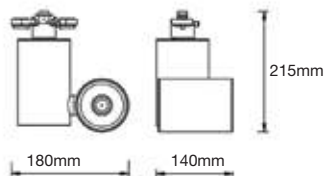

- 3800157619790
- 3800157619806
- 3800157619813

BOX QTY.

20

A+

Sensor Compatible:	Yes	PF:	>0.9
Voltage/Frequency:	AC:220-240V, 50/60Hz	Beam Angle:	24°
Luminous Flux:	2700lm	Color of Fixture:	White
LED Type:	COB	Body Type:	Aluminum
CRI:	>95	Dimension:	180 x 140 x 215mm



COB Series

30W VT-4635

- 1295 - 3000K Warm White
- 1296 - 4000K Day White
- 1297 - 6400K White

EAN Code

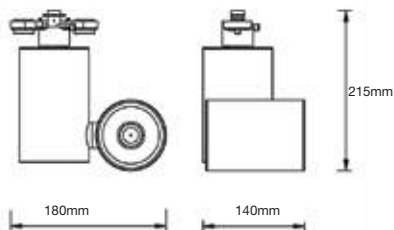

- 3800157619820
- 3800157619837
- 3800157619844

BOX QTY.

20

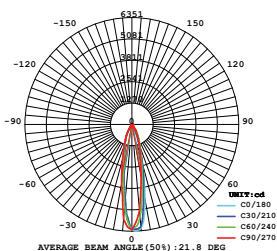
A+

Sensor Compatible:	Yes	PF:	>0.9
Voltage/Frequency:	AC:220-240V, 50/60Hz	Beam Angle:	24°
Luminous Flux:	2700lm	Color of Fixture:	Black
LED Type:	COB	Body Type:	Aluminum
CRI:	>95	Dimension:	180 x 140 x 215mm





LUMINOUS INTENSITY DISTRIBUTION



SUITABLE FOR 4-LINE TRACKS

FITS INTO ANY EUROPEAN STANDARD 3-PHASE TRACK

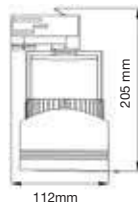
4-Line Tracks

33W VT-4535

1233 - 3000K Warm White
1234 - 4000K Day White
1235 - 5000K White

EAN Code

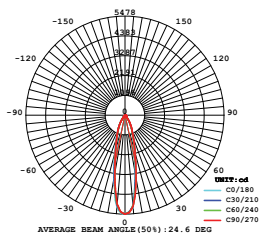
3800157603720
 3800157603737
 3800157603744



Sensor Compatible:	Yes	PF:	> 0.9
Voltage/Frequency:	AC: 100-240V, 50/60Hz	Beam Angle:	25°
Luminous Flux:	1800lm	Color of Fixture:	Black
LED Type:	SMD	Body Type:	Die Cast Aluminum
CRI:	> 95	Dimension:	112 x 165 x 205mm



LUMINOUS INTENSITY DISTRIBUTION



SUITABLE FOR 4-LINE TRACKS

FITS INTO ANY EUROPEAN STANDARD 3-PHASE TRACK

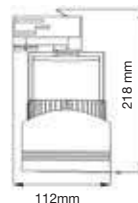
4-Line Tracks

45W VT-4545

1236 - 3000K Warm White
1237 - 4000K Day White
1238 - 5000K White

EAN Code

3800157603751
 3800157603768
 3800157603775



Sensor Compatible:	Yes	PF	>0.9
Voltage/Frequency:	AC: 100-240V, 50/60Hz	Beam Angle:	25°
Luminous Flux:	2300lm	Color of Fixture:	Black
LED Type:	COB	Body Type:	Die Cast Aluminum
CRI:	>95	Dimension:	112 x 165 x 218mm



4-LINE TRACK

23W VT-4521T

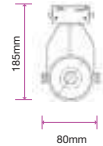
1202 - 5000K White

BOX QTY.

08

EAN Code

3800157600187



Sensor Compatible:	Yes	PF:	>0.9
Voltage/Frequency:	AC:100-240V, 50/60Hz	Beam Angle:	46°
Luminous Flux:	1500lm	Color of Fixture:	Black
LED Type:	COB	Body Type:	Die Cast Aluminum
CRI:	>80	Dimension:	80 x 185mm



4-LINE TRACK

35W VT-4540T

1191 - 3000K Warm White
1192 - 4000K Day White

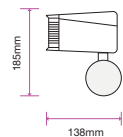
BOX QTY.

08

EAN Code

3800230629548

3800230629555



Sensor Compatible:	Yes	PF:	>0.9
Voltage/Frequency:	AC:220-240V, 50/60Hz	Beam Angle:	22°
Luminous Flux:	2600lm	Color of Fixture:	Black
LED Type:	COB	Body Type:	Aluminum
CRI:	>70	Dimension:	225 x 185 x 138mm



4-LINE TRACK

33W VT-4534

- 1242 - 3000K Warm White
- 1231 - 4000K Day White
- 1232 - 5000K White

EAN Code

- 3800157604000
- 3800157602525
- 3800157602532

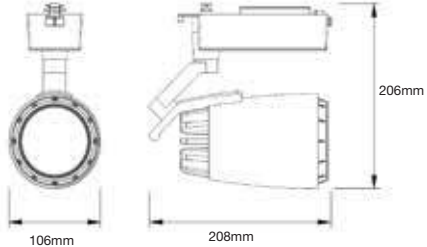
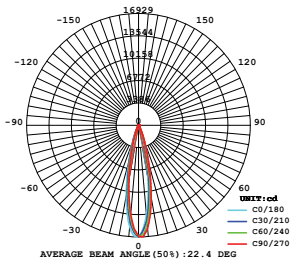
BOX QTY.

08



Sensor Compatible:	Yes	PF:	>0.9
Voltage/Frequency:	AC:220-240V, 50/60Hz	Beam Angle:	22°
Luminous Flux:	2300lm	Color of Fixture:	Black
LED Type:	COB	Body Type:	Die Cast Aluminum
CRI:	>80	Dimension:	106 x 208 x 206mm

LUMINOUS INTENSITY DISTRIBUTION



4-LINE TRACK

33W VT-4534

- 1241 - 3000K Warm White
- 1229 - 4000K Day White
- 1230 - 5000K White

EAN Code

- 3800157603997
- 3800157602501
- 3800157602518

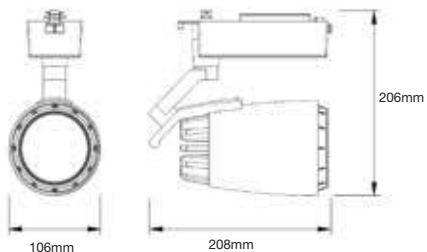
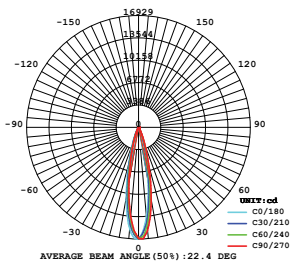
BOX QTY.

08



Sensor Compatible:	Yes	PF:	>0.9
Voltage/Frequency:	AC:220-240V, 50/60Hz	Beam Angle:	22°
Luminous Flux:	2300lm	Color of Fixture:	White
LED Type:	COB	Body Type:	Die Cast Aluminum
CRI:	>80	Dimension:	106 x 208 x 206mm

LUMINOUS INTENSITY DISTRIBUTION





4-LINE TRACK

45W VT-4546

- 1249 - 3000K Warm White
- 1250 - 4500K Day White
- 1251 - 6000K White

EAN Code

- 3800157607490
- 3800157607505
- 3800157607513

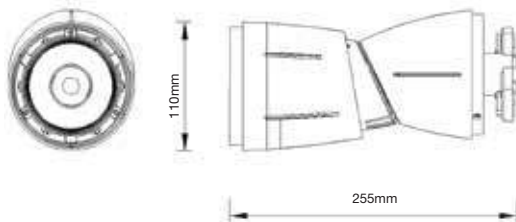
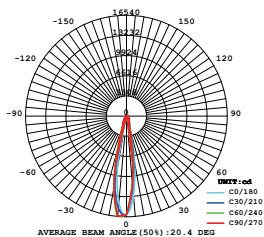
BOX QTY.

08

A

Sensor Compatible:	Yes	PF:	>0.95
Voltage/Frequency:	AC:220-240V, 50/60Hz	Beam Angle:	20°
Luminous Flux:	3250lm	Color of Fixture:	White
LED Type:	COB	Body Type:	PC + Aluminum
CRI:	>80	Dimension:	110 x 255mm

LUMINOUS INTENSITY DISTRIBUTION



4-LINE TRACK

45W VT-4546

- 1252 - 3000K Warm White
- 1253 - 4500K Day White
- 1254 - 6000K White

EAN Code

- 3800157607520
- 3800157607537
- 3800157607544

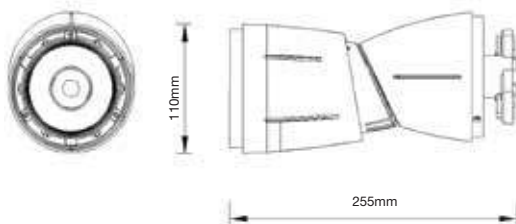
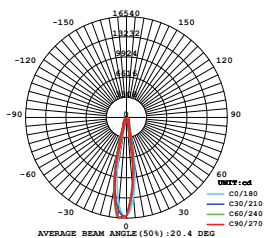
BOX QTY.

08

A

Sensor Compatible:	Yes	PF:	>0.95
Voltage/Frequency:	AC:220-240V, 50/60Hz	Beam Angle:	20°
Luminous Flux:	3250lm	Color of Fixture:	White
LED Type:	COB	Body Type:	PC + Aluminum
CRI:	>80	Dimension:	110 x 255mm

LUMINOUS INTENSITY DISTRIBUTION





4-LINE TRACK

35W VT-4536

- 1255 - 3000K Warm White
- 1256 - 4500K Day White
- 1257 - 6000K White

EAN Code

- 3800157607551
- 3800157607568
- 3800157607575

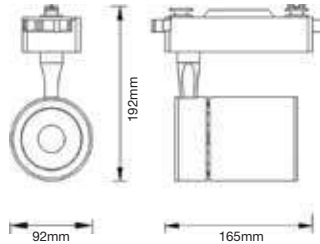
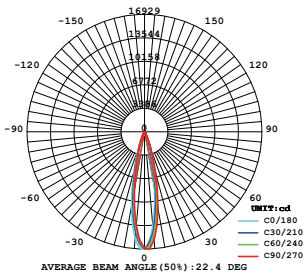
BOX QTY.

20



Sensor Compatible:	Yes	PF:	>0.9
Voltage/Frequency:	AC:220-240V, 50/60Hz	Beam Angle:	24°
Luminous Flux:	3500lm	Color of Fixture:	White
LED Type:	COB	Body Type:	Aluminum
CRI:	>80	Dimension:	92 x 165 x 192mm

LUMINOUS INTENSITY DISTRIBUTION



4-LINE TRACK

35W VT-4536

- 1285 - 3000K Warm White
- 1286 - 4000K Day White
- 1287 - 6000K White

EAN Code

- 3800157618694
- 3800157618700
- 3800157618717

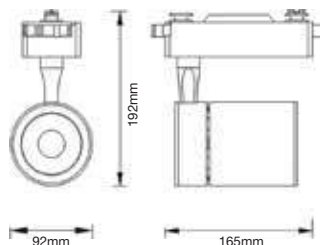
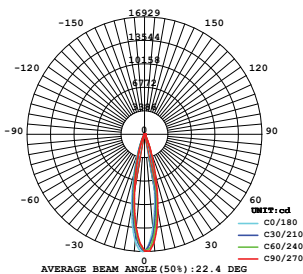
BOX QTY.

20



Sensor Compatible:	Yes	PF:	>0.9
Voltage/Frequency:	AC:220-240V, 50/60Hz	Beam Angle:	24°
Luminous Flux:	3500lm	Color of Fixture:	White
LED Type:	COB	Body Type:	Aluminum
CRI:	>80	Dimension:	92 x 165 x 192mm

LUMINOUS INTENSITY DISTRIBUTION





BOX QTY.
18



BOX QTY.
18



BOX QTY.
18

Track Fittings

SKU code:	3556	3555	3569
Description:	E27- PAR20 Fitting	E27- PAR20 Fitting	E27- PAR38 Fitting
Track Line:	2 Line White	2 Line Black	2 Line White
EAN code:	3800230628411	3800230628404	3800157604246



BOX QTY.
24



BOX QTY.
24



BOX QTY.
18

Track Fittings

SKU code:	3544	3543	3554
Description:	GU10 Fitting	GU10 Fitting	E27-PAR20 Fitting
Track Line:	4 Line White	4 Line Black	4 Line White
EAN code:	3800230628299	3800230628282	3800230628398



BOX QTY.
18



BOX QTY.
24



BOX QTY.
24

Track Fittings

SKU code:	3553	3548	3547
Description:	E27- PAR20 Fitting	E27- PAR 30 Fitting	E27- PAR30 Fitting
Track Line:	4 Line Black	4 Line White	4 Line Black
EAN code:	3800230628381	3800230628336	3800230628329



BOX QTY.
18

PAR 20-30-38
Compatible



BOX QTY.
50

PAR 20-30-38
Compatible



BOX QTY.
50

Track Fittings

SKU code:	3570	3567	3574
Description:	E27- PAR38 Fitting	E27 Fitting	E27 Fitting
Track Line:	4 Line White	4 Line White	4 Line Black
EAN code:	3800157604252	3800157602402	3800157604291



BOX QTY.
100



BOX QTY.
100

SKU code: 3656
Description: 4I Track Light Accessory Mini Black
EAN code: 3800157619110

SKU code: 3655
Description: 4I Track Light Accessory Mini White
EAN code: 3800157619103



BOX QTY.
50



BOX QTY.
50

SKU code: 3522
Description: 4I Track Light Accessory White
EAN code: 3800230623232

SKU code: 3523
Description: 4I Track Light Accessory Black
EAN code: 3800230623195



BOX QTY.
25



BOX QTY.
25



BOX QTY.
10

SKU code: 3524
Description: 4T Track Light Accessory Black
EAN code: 3800230623201

SKU code: 3525
Description: 4T Track Light Accessory White
EAN code: 3800230623249

SKU code: 3526
Description: 4X Track Light Accessory Black
EAN code: 3800230623218

BOX QTY.
10



SKU code: **3527**
Description: **4X Track Light Accessory White**
EAN code: **3800230623256**

BOX QTY.
25



SKU code: **3528**
Description: **4L Track Light Accessory Black**
EAN code: **3800230623225**

BOX QTY.
25



SKU code: **3529**
Description: **4L Track Light Accessory White**
EAN code: **3800230623263**

BOX QTY.
20



SKU code: **3559**
Description: **Flexible Joint 4 Line Black**
EAN code: **3800230628442**

BOX QTY.
20



SKU code: **3560**
Description: **Flexible Joint 4 Line White**
EAN code: **3800230628459**

BOX QTY.
100



SKU code: **3565**
Description: **Hanging Track Line Kit 1m Black**
EAN code: **3800157600019**

BOX QTY.
100



SKU code: **3566**
Description: **Hanging Track Line Kit 1m White**
EAN code: **3800157600026**



EU Standard

BOX QTY.
 10

BOX QTY.
 10

BOX QTY.
 10

SKU code: **9944**

9945

9952

Description: **1 Meter Black 4 Core Track**

1 Meter White 4 Core Track

1.5 Meters Black 4 Core Track

EAN code: **3800230623133**

3800230623164

3800230623140



EU Standard

BOX QTY.
 10

BOX QTY.
 10

BOX QTY.
 10

SKU code: **9953**

9954

9955

Description: **1.5 Meters White 4 Core Track**

2 Meters Black 4 Core Track

2 Meters White 4 Core Track

EAN code: **3800230623171**

3800230623157

3800230623188

LED Downlights

Swap outdated CFL Lights with high quality LED Down Lights for long- lasting energy efficiency and instant brightness. Choose from a wide range of 3W to 40W



Product Features

- Innumerable styles & Elegant appearance
- Non - Flickering
- Best Quality LED Chips from companies like CREE & SAMSUNG
- Premium Quality Power Driver with lowest power factor saver & high RA
- Easy Installation
- Varied finishes with strong die cast Aluminium body
- Low Maintenance
- All down lights come with premium quality power

Applications

Residences, Showrooms, Hotels & Boutiques etc.



Reflector Downlight

10W VT-26101

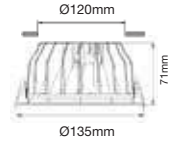
- 1270 - 3000K Warm White
- 1271 - 4000K Day White
- 1272 - 6400K White

BOX QTY.

27

EAN Code

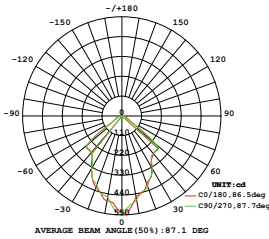
- 3800157611923
- 3800157611930
- 3800157611947



A++

120⁺⁺
LM/W
HIGH LUMENS

LUMINOUS INTENSITY DISTRIBUTION DIAGRAM



Sensor Compatible:	Yes	Beam Angle:	120°
Voltage/Frequency:	AC: 100-277V, 50/60Hz	Body Type:	PKW (White)
Luminous Flux:	1200lm	Shape:	Round
LED Type:	COB	Dimension:	Ø 135mm x 71mm
CRI:	>80	Cutting Size:	Ø120mm
PF	>0.5		



Reflector Downlight

20W VT-26201

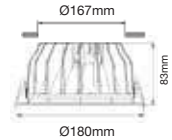
- 1273 - 3000K Warm White
- 1274 - 4000K Day White
- 1275 - 6400K White

BOX QTY.

18

EAN Code

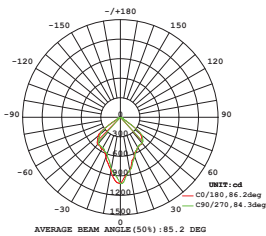
- 3800157611954
- 3800157611961
- 3800157611978



A++

120⁺⁺
LM/W
HIGH LUMENS

LUMINOUS INTENSITY DISTRIBUTION DIAGRAM



Sensor Compatible:	Yes	Beam Angle:	120°
Voltage/Frequency:	AC: 200-240V, 50/60Hz	Body Type:	PKW (White)
Luminous Flux:	2400lm	Shape:	Round
LED Type:	COB	Dimension:	Ø 180mm x 83mm
CRI:	>80	Cutting Size:	Ø167mm
PF	>0.5		



Reflector Downlight

30W VT-26301

- 1276 - 3000K Warm White
- 1277 - 4000K Day White
- 1278 - 6400K White

BOX QTY.

12

EAN Code

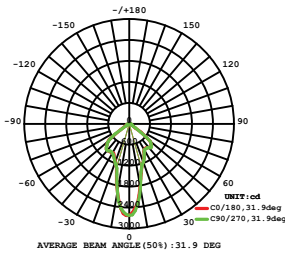
- 3800157611985
- 3800157611992
- 3800157612005



A++

120⁺⁺
LM/W
HIGH LUMENS

LUMINOUS INTENSITY DISTRIBUTION DIAGRAM



Sensor Compatible:	Yes	Beam Angle:	120°
Voltage/Frequency:	AC: 100-277V, 50/60Hz	Body Type:	PKW (White)
Luminous Flux:	3600lm	Shape:	Round
LED Type:	COB	Dimension:	Ø 220mm x 103mm
CRI:	>80	Cutting Size:	Ø207mm
PF	>0.9		



Reflector Downlight

40W VT-26451

- 1279 - 4000K Day White
- 1280 - 6400K White

BOX QTY.

12

EAN Code

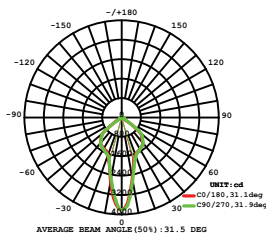
- 3800157612012
- 3800157612029



A++

120⁺⁺
LM/W
HIGH LUMENS

LUMINOUS INTENSITY DISTRIBUTION DIAGRAM



Sensor Compatible:	Yes	Beam Angle:	120°
Voltage/Frequency:	AC: 100-277V, 50/60Hz	Body Type:	PKW (White)
Luminous Flux:	4800lm	Shape:	Round
LED Type:	COB	Dimension:	Ø 220mm x 103mm
CRI:	>80	Cutting Size:	Ø207mm
PF	>0.9		



Reflector Downlight

10W VT-2610

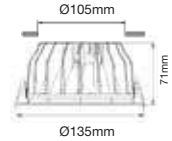
1100 - 6400K White

BOX QTY.

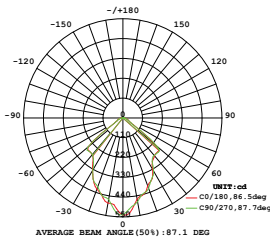
27

EAN Code

3800230622372



LUMINOUS INTENSITY DISTRIBUTION DIAGRAM



Sensor Compatible:	Yes	Beam Angle:	120°
Voltage/Frequency:	AC: 220-240V, 50Hz	Body Type:	PKW (White)
Luminous Flux:	730lm	Shape:	Round
LED Type:	COB	Dimension:	Ø 135mm x 71mm
CRI:	>80	Cutting Size:	Ø105mm
PF	>0.5		



Reflector Downlight

20W VT-2620

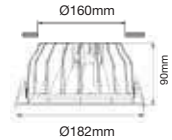
1103 - 6400K White

BOX QTY.

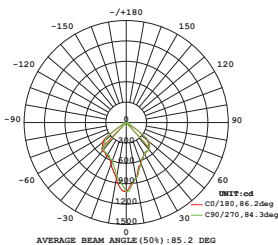
18

EAN Code

3800230622402



LUMINOUS INTENSITY DISTRIBUTION DIAGRAM



Sensor Compatible:	Yes	Beam Angle:	120°
Voltage/Frequency:	AC: 220-240V, 50Hz	Body Type:	PKW (White)
Luminous Flux:	1500lm	Shape:	Round
LED Type:	COB	Dimension:	Ø 182mm x 90mm
CRI:	>80	Cutting Size:	Ø160mm
PF	>0.5		



Reflector Downlight

30W VT-2630

1106 - 4000K Day White

BOX QTY.

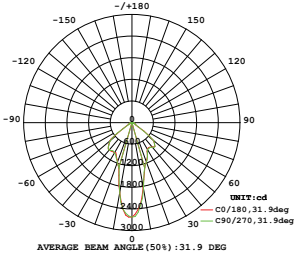
12

EAN Code

3800230622433



LUMINOUS INTENSITY DISTRIBUTION DIAGRAM



Sensor Compatible:	Yes	Beam Angle:	120°
Voltage/Frequency:	AC: 220-240V, 50Hz	Body Type:	PKW (White)
Luminous Flux:	2400lm	Shape:	Round
LED Type:	COB	Dimension:	Ø 222mm x 111mm
CRI:	>80	Cutting Size:	Ø205mm
PF	> 0.9		



Reflector Downlight

40W VT-2645

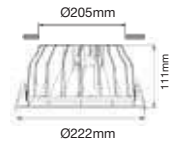
1165 - 6400K White

BOX QTY.

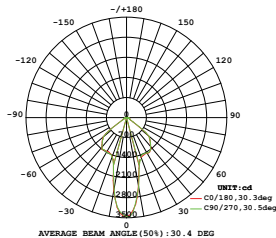
12

EAN Code

3800230627308



LUMINOUS INTENSITY DISTRIBUTION DIAGRAM



Sensor Compatible:	Yes	Beam Angle:	120°
Voltage/Frequency:	AC: 220-240V, 50Hz	Body Type:	PKW (White)
Luminous Flux:	3200lm	Shape:	Round
LED Type:	COB	Dimension:	Ø 222mm x 111mm
CRI:	≥80	Cutting Size:	Ø205mm
PF	> 0.9		



COB Downlight

3W VT-1123 RD

EAN Code

5098 - 3000K Warm White
5099 - 4500K Day White
5107 - 6000K White

3800157609401
3800157609418
3800157609425



BOX QTY.
100

Sensor Compatible:	Yes	Beam Angle:	60°
Voltage/Frequency:	AC: 85-265V, 50/60Hz	Body Type:	Aluminum
Luminous Flux:	200lm	Shape:	Round
LED Type:	COB	Dimension:	Ø45 x 35mm
CRI:	>80	Cutting Size:	Ø36mm
PF	>0.5		



COB Downlight

3W VT-1123 SQ

EAN Code

5108 - 3000K Warm White
5109 - 4500K Day White
5110 - 6000K White

3800157609342
3800157609449
3800157609456



BOX QTY.
100

Sensor Compatible:	Yes	Beam Angle:	60°
Voltage/Frequency:	AC: 85-265V, 50/60Hz	Body Type:	Aluminum
Luminous Flux:	200lm	Shape:	Square
LED Type:	COB	Dimension:	45 x 45 x 35mm
CRI:	>80	Cutting Size:	36 x 36 mm
PF	>0.5		



COB Downlight

3W VT-1133 RD

EAN Code

5092 - 3000K Warm White
5093 - 4500K Day White
5094 - 6000K White

3800157609340
3800157609357
3800157609364



BOX QTY.
100

Sensor Compatible:	Yes	Beam Angle:	60°
Voltage/Frequency:	AC: 85-265V, 50/60Hz	Body Type:	Aluminum
Luminous Flux:	200lm	Shape:	Round
LED Type:	COB	Dimension:	Ø55 x 42mm
CRI:	>80	Cutting Size:	Ø45mm
PF	>0.5		



COB Downlight

3W VT-1133 SQ

EAN Code

5095 - 3000K Warm White
5096 - 4500K Day White
5097 - 6000K White

3800157609371
3800157609388
3800157609395



Sensor Compatible:	Yes	Beam Angle:	60°
Voltage/Frequency:	AC: 85-265V, 50/60Hz	Body Type:	Aluminum
Luminous Flux:	200lm	Shape:	Square
LED Type:	COB	Dimension:	55 x 55 x 42mm
CRI:	>80	Cutting Size:	45 x 45mm
PF	>0.5		



COB Downlight

8W VT-2908 RD

EAN Code

1118 - 6000K White

380023062516



Sensor Compatible:	Yes	Beam Angle:	24°
Voltage/Frequency:	AC: 100-240V, 50/60Hz	Body Type:	Powder Coating Die cast
Luminous Flux:	550lm	Shape:	Round
LED Type:	COB	Dimension:	Ø103 x 75mm
CRI:	>80	Cutting Size:	Ø90mm
PF	>0.5		



COB Downlight

8W VT-2908 SQ

EAN Code

1113 - 3000K Warm White
1115 - 6000K White

3800230625175
3800230625199



Sensor Compatible:	Yes	Beam Angle:	24°
Voltage/Frequency:	AC: 100-240V, 50/60Hz	Body Type:	Powder Coating Die cast
Luminous Flux:	550lm	Shape:	Square
LED Type:	COB	Dimension:	103 x 103 x 75mm
CRI:	>80	Cutting Size:	90 x 90mm
PF	>0.5		



Zoom Light

30W VT-2930

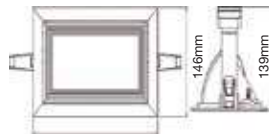
- 1306 - 3000K Warm White
- 1307 - 4500K Day White
- 1289 - 6000K White

BOX QTY.


12

EAN Code

- 3800157619936
- 3800157619943
- 3800157619646



235mm



Sensor Compatible:	Yes	Beam Angle:	99°
Voltage/Frequency:	AC: 220-240V, 50Hz	Body Type:	Aluminum, White
Luminous Flux:	2450lm	Shape:	Rectangle
LED Type:	COB	Dimension:	235 x 146 x 139mm
CRI:	≥80	Cutting Size:	220 x 132mm
PF:	> 0.9		



Zoom Light

33W VT-2933

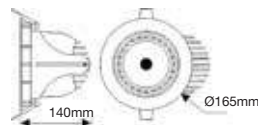
- 1304 - 3000K Warm White
- 1305 - 4500K Day White
- 1288 - 6000K White

BOX QTY.

20


EAN Code

- 3800157619912
- 3800157619929
- 3800157619639



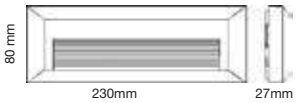
140mm

Ø165mm



Sensor Compatible:	Yes	Beam Angle:	24°
Voltage/Frequency:	AC: 220-240V, 50Hz	Body Type:	Aluminum, White
Luminous Flux:	2650lm	Shape:	Round
LED Type:	COB	Dimension:	Ø 165x140mm
CRI:	≥80	Cutting Size:	Ø 155
PF:	> 0.9		





Step Light

3W VT-1162

1327 - 3000K Warm White
1326 - 4000K Day White

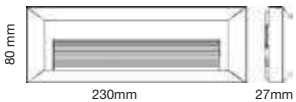
BOX QTY.

50
EAN Code

3800157620550
3800157620543



Sensor Compatible:	Yes	PF:	>0.5
Voltage/Frequency:	AC100-240V, 50/60 Hz	Beam Angle:	55°
Luminous Flux:	110lm	Color of Fixture:	White
Body Type:	PC	Shape:	Rectangle
CRI:	>80	Dimension:	230 x 80 x 27mm



Step Light

3W VT-1162

1329 - 3000K Warm White
1328 - 4000K Day White

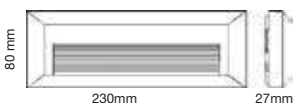
BOX QTY.

50
EAN Code

3800157620574
3800157620567



Sensor Compatible:	Yes	PF:	>0.5
Voltage/Frequency:	AC100-240V, 50/60 Hz	Beam Angle:	55°
Luminous Flux:	110lm	Color of Fixture:	White
Body Type:	PC	Shape:	Rectangle
CRI:	>80	Dimension:	230 x 80 x 27mm



Step Light

3W VT-1162

1331 - 3000K Warm White
1330 - 4000K Day White

BOX QTY.

50
EAN Code

3800157620598
3800157620581



Sensor Compatible:	Yes	PF:	>0.5
Voltage/Frequency:	AC100-240V, 50/60 Hz	Beam Angle:	55°
Luminous Flux:	110lm	Color of Fixture:	White
Body Type:	PC	Shape:	Rectangle
CRI:	>80	Dimension:	230 x 80 x 27mm



Step Light

2W VT-1142

1315 - 3000K Warm White
1314 - 4000K Day White

BOX QTY.

50

EAN Code

3800157620437
3800157620420



Ø150mm



27mm

Sensor Compatible:	Yes	PF:	>0.5
Voltage/Frequency:	AC100-240V, 50/60 Hz	Beam Angle:	55°
Luminous Flux:	60lm	Color of Fixture:	White
Body Type:	PC	Shape:	Round
CRI:	>80	Dimension:	ø150 x 27mm



Step Light

2W VT-1142

1317 - 3000K Warm White
1316 - 4000K Day White

BOX QTY.

50

EAN Code

3800157620451
3800157620444



Ø150mm



27mm

Sensor Compatible:	Yes	PF:	>0.5
Voltage/Frequency:	AC100-240V, 50/60 Hz	Beam Angle:	55°
Luminous Flux:	60lm	Color of Fixture:	Black
Body Type:	PC	Shape:	Round
CRI:	>80	Dimension:	ø150 x 27mm



Step Light

2W VT-1142

1319 - 3000K Warm White
1318 - 4000K Day White

BOX QTY.

50

EAN Code

3800157620475
3800157620468




Ø150mm



27mm

Sensor Compatible:	Yes	PF:	>0.5
Voltage/Frequency:	AC100-240V, 50/60 Hz	Beam Angle:	55°
Luminous Flux:	60lm	Color of Fixture:	Grey
Body Type:	PC	Shape:	Round
CRI:	>80	Dimension:	ø150 x 27mm



Step Light

2W VT-1152

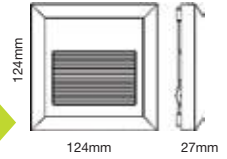
1321 - 3000K Warm White
1320 - 4000K Day White

BOX QTY.

50

EAN Code

3800157620499
3800157620482



Sensor Compatible:	Yes	PF:	>0.5
Voltage/Frequency:	AC100-240V, 50/60 Hz	Beam Angle:	55°
Luminous Flux:	60lm	Color of Fixture:	White
Body Type:	PC	Shape:	Square
CRI:	>80	Dimension:	124 x 124 x 27mm



Step Light

2W VT-1152

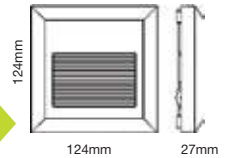
1323 - 3000K Warm White
1322 - 4000K Day White

BOX QTY.

50

EAN Code

3800157620512
3800157620505



Sensor Compatible:	Yes	PF:	>0.5
Voltage/Frequency:	AC100-240V, 50/60 Hz	Beam Angle:	55°
Luminous Flux:	60lm	Color of Fixture:	Black
Body Type:	PC	Shape:	Square
CRI:	>80	Dimension:	124 x 124 x 27mm



Step Light

2W VT-1152

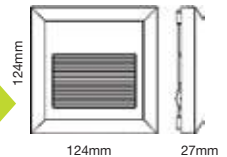
1325 - 3000K Warm White
1324 - 4000K Day White

BOX QTY.

50

EAN Code

3800157620536
3800157620529



Sensor Compatible:	Yes	PF:	>0.5
Voltage/Frequency:	AC100-240V, 50/60 Hz	Beam Angle:	55°
Luminous Flux:	60lm	Color of Fixture:	Grey
Body Type:	PC	Shape:	Square
CRI:	>80	Dimension:	124 x 124 x 27mm

NEW



Step Light

3W VT-1172

1398 - 3000K Warm White
1399 - 4000K Day White

BOX QTY.

20

EAN Code

3800157628310
3800157628327



Sensor Compatible:	Yes	PF:	>0.5
Voltage/Frequency:	AC:100-240V,50/60Hz	Beam Angle:	90°
Luminous Flux:	210lm	Color of Fixture:	Black
Body Type:	PC	Shape:	Square
CRI:	>80	Dimension:	151 x 72 x 154mm

NEW



Step Light

3W VT-1172

1400 - 3000K Warm White
1401 - 4000K Day White

BOX QTY.

20

EAN Code

3800157628334
3800157628341



Sensor Compatible:	Yes	PF:	>0.5
Voltage/Frequency:	AC:100-240V,50/60Hz	Beam Angle:	90°
Luminous Flux:	210lm	Color of Fixture:	Grey
Body Type:	PC	Shape:	Square
CRI:	>80	Dimension:	151 x 72 x 154mm

NEW



Step Light

3W VT-1172

1402 - 3000K Warm White
1403 - 4000K Day White

BOX QTY.

20

EAN Code

3800157628358
3800157628365



Sensor Compatible:	Yes	PF:	>0.5
Voltage/Frequency:	AC:100-240V,50/60Hz	Beam Angle:	90°
Luminous Flux:	210lm	Color of Fixture:	White
Body Type:	PC	Shape:	Square
CRI:	>80	Dimension:	151 x 72 x 154mm

NEW



Step Light

3W VT-1182

1404 - 3000K Warm White
1405 - 4000K Day White

EAN Code

3800157628372
3800157628389

BOX QTY.

20

A

IP65
RATED

Sensor Compatible:	Yes	PF:	>0.5
Voltage/Frequency:	AC100-240V, 50/60 Hz	Beam Angle:	87°
Luminous Flux:	210lm	Color of Fixture:	Black
Body Type:	PC	Shape:	Round
CRI:	>80	Dimension:	Ø166 x 94mm

NEW



Step Light

3W VT-1182

1406 - 3000K Warm White
1407 - 4000K Day White

EAN Code

3800157628396
3800157628402

BOX QTY.

20

A

IP65
RATED

Sensor Compatible:	Yes	PF:	>0.5
Voltage/Frequency:	AC100-240V, 50/60 Hz	Beam Angle:	87°
Luminous Flux:	210lm	Color of Fixture:	Grey
Body Type:	PC	Shape:	Round
CRI:	>80	Dimension:	Ø166 x 94mm

NEW



Step Light

3W VT-1182

1408 - 3000K Warm White
1409 - 4000K Day White

EAN Code

3800157628419
3800157628426

BOX QTY.

20

A

IP65
RATED

Sensor Compatible:	Yes	PF:	>0.5
Voltage/Frequency:	AC100-240V, 50/60 Hz	Beam Angle:	87°
Luminous Flux:	210lm	Color of Fixture:	White
Body Type:	PC	Shape:	Round
CRI:	>80	Dimension:	Ø166 x 94mm



Step Light

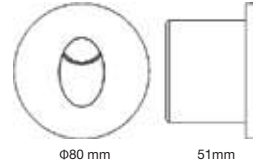
3W VT-1109 RD

1207 - 3000K Warm White
1208 - 4200K Day White

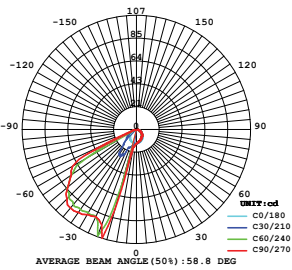
BOX QTY.
100

EAN Code

3800157600231
3800157600248



LUMINOUS INTENSITY DISTRIBUTION



Sensor Compatible: Yes	Beam Angle: 15°
Voltage/Frequency: AC: 100-240V, 50/60Hz	Color of Fixture: PKW (White)
Luminous Flux: 120lm	Shape: Round
Body Type: Aluminum	Dimension: Ø80 x 51mm
CRI: >80	Cutting Size: Ø62mm
PF: >0.5	



Step Light

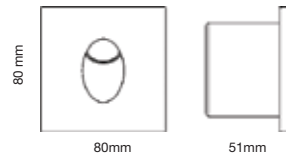
3W VT-1109 SQ

1209 - 3000K Warm White
1210 - 4200K Day White
1223 - 6000K White

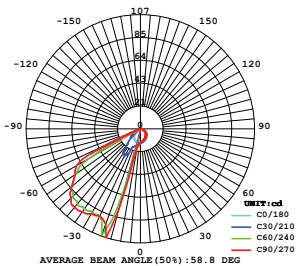
BOX QTY.
100

EAN Code

3800157600255
3800157600262
3800157601504



LUMINOUS INTENSITY DISTRIBUTION



Sensor Compatible: Yes	Beam Angle: 15°
Voltage/Frequency: AC: 100-240V, 50/60Hz	Color of Fixture: PKW (White)
Luminous Flux: 120lm	Shape: Square
Body Type: Aluminum	Dimension: 80 x 80 x 51mm
CRI: >80	Cutting Size: 62 x 62mm
PF: >0.5	



Step Light with Sensor

BOX QTY.

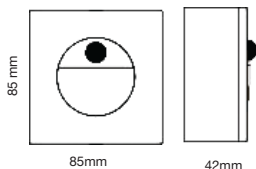
100

3W VT-8035

EAN Code

5570 - 4500K Day White

3800157617291



Sensor Included:	Yes	PF:	>0.5
Voltage/Frequency:	AC: 85-265V, 50/60Hz	Beam Angle:	45°
Luminous Flux:	100lm	Color of Fixture:	PKW (White)
Body Type:	Die cast Aluminum	Shape:	Square
CRI:	>80	Dimension:	85 x 85 x 42mm



Step Light

BOX QTY.


100

3W VT-1143

EAN Code

1284 - 4000K Day White

3800157617307



Sensor Compatible:	Yes	Beam Angle:	83°
Voltage/Frequency:	AC: 85-265V, 50/60Hz	Color of Fixture:	PKW (White)
Luminous Flux:	100lm	Shape:	Square
Body Type:	Die cast Aluminum	Dimension:	84 x 84 x 43mm
CRI:	>80	Cutting Size:	72 x 72mm
PF:	>0.5		

LED Dome Lights

Introducing a customized innovation to an old problem LED DOME LIGHTS, Compact and Easy to install elegant replacement for traditional full round Dome Lights, Creates a perfect fusion between bright and dark spots for ambience of any environment

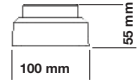
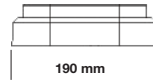


Product Features

- 80% Electricity savings as compared to traditional Incandescent Bulbs
- Non - Flickering
- No UV Radiation
- Easy Installation
- Premium Quality LED Chip
- Premium Quality Power Driver
- Instant start 0-100% in 0.01 seconds
- Extreme Weather toleration (-20 to + 45 Degrees Centigrade)

Applications

Mostly used in Parking Lots, Passage's in big areas, Exterior Walls of Prestigious Buildings for ambience, Airports, Ports and Malls



LED Oval Dome Light

8W VT-8038

1308 - 3000k Warm White
1309 - 4000K Day White
1310 - 6400k White

BOX QTY.

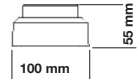
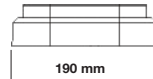
20

EAN Code

3800157620260
3800157620277
3800157620284



Sensor Compatible:	Yes	Beam Angle:	120°
Voltage/Frequency:	AC: 220-240V, 50/60Hz	Body Type:	PC
Luminous Flux:	560lm	Shape:	Rectangle
LED Type:	SMD	IP Rating:	IP54
CRI:	>70	Color of Fixture:	Black
PF:	>0.5	Dimension:	190 x 100 x 55mm



LED Oval Dome Light

8W VT-8038

1311 - 3000k Warm White
1312 - 4000K Day White
1313 - 6400k White

BOX QTY.

20

EAN Code

3800157620291
3800157620307
3800157620314



Sensor Compatible:	Yes	Beam Angle:	120°
Voltage/Frequency:	AC: 220-240V, 50/60Hz	Body Type:	PC
Luminous Flux:	560lm	Shape:	Rectangle
LED Type:	SMD	IP Rating:	IP54
CRI:	>70	Color of Fixture:	White
PF:	>0.5	Dimension:	190 x 100 x 55mm



LED Dome Light

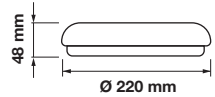
15W VT-8033

- 1388 - 3000k Warm White
- 5566 - 4000K Day White
- 1389 - 6000k White

BOX QTY.
10

EAN Code

- 3800157626453
- 3800157610353
- 3800157626460



Sensor Compatible:	Yes	Beam Angle:	120°
Voltage/Frequency:	AC: 220-240V, 50Hz	Body Type:	PC
Luminous Flux:	1250lm	Shape:	Round
LED Type:	SMD	IP Rating:	IP44
CRI:	>80	Dimension:	Ø 220mm x 48mm
PF:	>0.6		

EASY TO USE
PLUG AND PLAY

Luxurious Finish
SURFACE MOUNTED

TRIMLESS



LED Dome Light

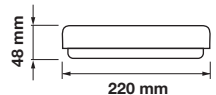
15W VT-8033

- 1390 - 3000k Warm White
- 5567 - 4000K Day White
- 1391 - 6000k White

BOX QTY.
10

EAN Code

- 3800157626477
- 3800157610360
- 3800157626484



Sensor Compatible:	Yes	Beam Angle:	120°
Voltage/Frequency:	AC: 220-240V, 50Hz	Body Type:	PC
Luminous Flux:	1250lm	Shape:	Square
LED Type:	SMD	IP Rating:	IP44
CRI:	>80	Dimension:	220 x 220 x 48mm
PF:	>0.6		

NEW



LED Dome Light

25W VT-8066

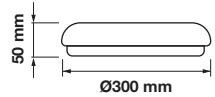
- 1392 3000k Warm White
- 1393 4000k Day White
- 1394 6400k White

BOX QTY.

10

EAN Code

- 3800157628259
- 3800157628266
- 3800157628273



A+

Sensor Compatible:	Yes	Beam Angle:	110°
Voltage/Frequency:	AC: 100-240V, 50/60Hz	Body Type:	PC
Luminous Flux:	2000lm	Shape:	Round
LED Type:	SMD	IP Rating:	IP44
CRI:	>80	Dimension:	Ø 300mm x 50mm
PF:	>0.9		

**EASY TO USE
PLUG AND PLAY**

**Luxurious Finish
SURFACE MOUNTED**

TRIMLESS

NEW



LED Dome Light

25W VT-8066

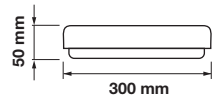
- 1395 3000k Warm White
- 1396 4000k Day White
- 1397 6400k White

BOX QTY.

10

EAN Code

- 3800157628280
- 3800157628297
- 3800157628303



A+

Sensor Compatible:	Yes	Beam Angle:	110°
Voltage/Frequency:	AC: 100-240V, 50/60Hz	Body Type:	PC
Luminous Flux:	2000lm	Shape:	Square
LED Type:	SMD	IP Rating:	IP44
CRI:	>80	Dimension:	300 x 300 x 50mm
PF:	>0.9		



Led Dome Light

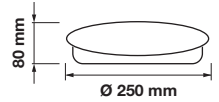
12W VT-8031

5563 - 4000K Day White
5562 6500K White

BOX QTY.
 16

EAN Code

3800157610322
3800157610315



Sensor Compatible:	Yes	Beam Angle:	120°
Voltage/Frequency:	AC: 220-240V, 50Hz	Body Type:	Metal + PMMA
Luminous Flux:	800lm	Shape:	Round
LED Type:	SMD	IP Rating:	IP20
CRI:	>80	Dimension:	Ø 250 x 80mm
PF:	>0.6		



MAXIMUM LIGHT OUTPUT AND ENERGY EFFICIENT



Led Dome Light

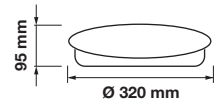
24W VT-8032

5565 - 4000K Day White
5564 6500K White

BOX QTY.
 10

EAN Code

3800157610339
3800157610346



Sensor Compatible:	Yes	Beam Angle:	120°
Voltage/Frequency:	AC: 220-240V, 50Hz	Body Type:	Metal + PMMA
Luminous Flux:	1700lm	Shape:	Round
LED Type:	SMD	IP Rating:	IP20
CRI:	>80	Dimension:	Ø 320 x 95mm
PF:	>0.6		



**SENSOR
INSIDE**



**IP65
RATED**

Led Dome Light

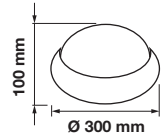
12W VT-8008

4984 - 4500K Day White
4985 - 6000k White

BOX QTY.
06

EAN Code
3800157601290
3800157601306

A



Sensor Type:	Microwave	Detection Distance:	*10%/50%/100%
Color:	White	Time Delay:	10s/1min/5min/10min/30min
Detection Range:	Max.(0 x H): 10m x 4m, 360°	Luminous Flux:	840lm
Voltage:	AC: 200-240V, 50/60Hz	Body Type:	ABS+Plastic+PMMA
Rated Load:	12W	IP Rating:	IP65
Sensor Compatible:	12W	Dimension:	Ø300 x 100mm



**IP65
RATED**

Without Sensor

Led Dome Light

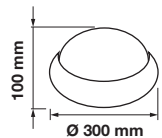
12W VT-8007

4983 - 4500K Day White

BOX QTY.
06

EAN Code
3800157601283

A



Sensor Compatible:	Yes	Beam Angle:	110°
Voltage/Frequency:	AC: 200-240V, 50/60Hz	Color of Fixture:	White
Luminous Flux:	840lm	Body Type:	ABS+Plastic+PMMA
IP Rating:	IP65	Shape:	Full Round
CRI:	>70	Dimension:	Ø300 x 100mm
PF:	>0.9		



SENSOR INSIDE



IP65
RATED

Led Dome Light

12W VT-8008

4981 - 3000k Warm White
4971 - 4500K Day White
4980 - 6000k White

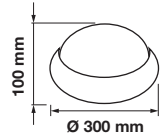
BOX QTY.

06

EAN Code

3800230629586
3800230629036
3800230629579

A



**Can be customized*

Sensor Type:	Microwave	Detection Distance:	*10%/50%/100%
Color:	Black	Time Delay:	*10s/1min/5min/10min/30min
Detection Range:	Max.(0 x H): 10m x 4m, 360°	Luminous Flux:	840lm
Voltage:	AC: 200-240V, 50/60Hz	Body Type:	ABS+Plastic+PMMA
Rated Load:	12W	IP Rating:	IP65
Sensor Compatible:	12W	Dimension:	Ø300 x 100mm



IP65
RATED

Without Sensor

Led Dome Light

12W VT-8007

4970 - 4500K Day White

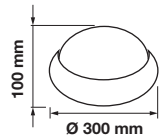
BOX QTY.

06

EAN Code

3800230629029

A

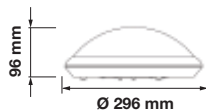


Sensor Compatible:	Yes	Beam Angle:	110°
Voltage/Frequency:	AC: 200-240V, 50/60Hz	Color of Fixture:	Black
Luminous Flux:	840lm	Body Type:	ABS+Plastic+PMMA
IP Rating:	IP65	Shape:	Full Round
CRI:	>70	Dimension:	Ø300 x 100mm
PF:	>0.9		



SENSOR INSIDE

Built In **LED**



Led Dome Light

16W VT-8001C

1281 - 3000k Warm White
4965 - 4500K Day White
1282 - 6000k White

BOX QTY.

05

EAN Code

3800157612678

3800230625809

3800157612685

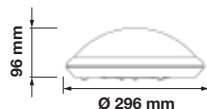
A+

**Can be customized*

Sensor Type:	Microwave	Detection Distance:	*1-8m (radius)
Color:	White	Time Delay:	*10 sec to 12 min
Detection Range:	360°	Luminous Flux:	1300lm
Voltage:	AC: 220-240V, 50Hz	Body Type:	PC Cover
Rated Load:	16W	IP Rating:	IP54
Watts:	16W	Dimension:	Ø296 x 96mm



SENSOR INSIDE



Led Dome Light

Max. **60W** VT-8002C

4966

BOX QTY.

05

EAN Code

3800230625816

**Can be customized*

Sensor Type:	Microwave	Detection Distance:	*1-8m (radius)
Color:	White	Time Delay:	*10 sec to 12 min
Detection Range:	360°	Body Type:	ABS+Plastic+PC
Voltage:	AC: 220-240V, 50Hz	IP Rating:	IP44
Rated Load:	Uses Max. 60W(E27)	Dimension:	Ø296 x 96mm
Watts:	As per E27 bulb		



Led Dome Light

12W VT-8017

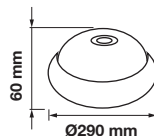
- 5057 - 3000k Warm White
- 5058 - 4000K Day White
- 5059 - 6400k White

BOX QTY.

10

EAN Code

- 3800157605250
- 3800157605267
- 3800157605274



Sensor Type:	PIR Sensor
Color:	White
Detection Range:	360°
Voltage:	AC: 110-240V, 50Hz
Rated Load:	12W (24PCS LED)
Detection Distance:	max.6m(<24°C)
Time Delay:	*10 sec to 3 min
Luminous Flux:	800lm
Body Type:	ABS+Plastic+PMMA
IP Rating:	IP20
Dimension:	Ø290 x 60mm



**Can be customized*



Led Dome Light

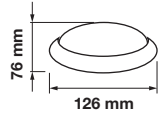
8W VT-8014

1267 - 3000k Warm White
 1266 - 4500K Day White
 1268 - 6000k White

BOX QTY.
10

EAN Code

3800157611893
 3800157611886
 3800157611909



Sensor Compatible:	Yes	Beam Angle:	110°
Voltage/Frequency:	AC: 200-240V, 50Hz	Color of Fixture:	Black
Luminous Flux:	560lm	Body Type:	Plastic Clad Aluminum
IP Rating:	IP54	Shape:	Full Oval
CRI:	>70	Dimension:	126 x 187 x 76mm
PF:	>0.5		



Led Dome Light

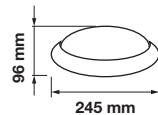
12W VT-8016

5056 - 4500K Day White
 5055 - 6000k White

BOX QTY.
10

EAN Code

3800157603980
 3800157603348



Sensor Compatible:	Yes	Beam Angle:	120°
Voltage/Frequency:	AC: 200-240V, 50Hz	Color of Fixture:	Black
Luminous Flux:	840lm	Body Type:	Plastic Clad Aluminum
IP Rating:	IP54	Shape:	Full Oval
CRI:	>70	Dimension:	245 x 165 x 96mm
PF:	>0.5		



Led Dome Light

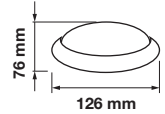
8W VT-8014

1264 - 3000k Warm White
1263 - 4500K Day White
1265 - 6000k White

BOX QTY.
 10

EAN Code

3800157611862
3800157611855
3800157611879



A+

Sensor Compatible:	Yes	Beam Angle:	110°
Voltage/Frequency:	AC: 200-240V, 50Hz	Color of Fixture:	White
Luminous Flux:	560lm	Body Type:	Plastic Clad Aluminum
IP Rating:	IP54	Shape:	Full Oval
CRI:	>70	Dimension:	126 x 187 x 76mm
PF:	>0.5		



Led Dome Light

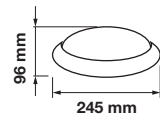
12W VT-8016

5054 - 4500K Day White
5053 - 6000k White

BOX QTY.
 10

EAN Code

3800157603331
3800157603324



A

Sensor Compatible:	Yes	Beam Angle:	120°
Voltage/Frequency:	AC: 200-240V, 50Hz	Color of Fixture:	White
Luminous Flux:	840lm	Body Type:	Plastic Clad Aluminum
IP Rating:	IP54	Shape:	Full Oval
CRI:	>70	Dimension:	245 x 165 x 96mm
PF:	>0.5		

NEW



Led Dome Light

12W VT-8015

4998 - 3000k Warm White

5050 - 4500K Day White

4996 - 6000k White

BOX QTY.

10

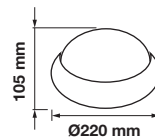
EAN Code

3800157602549

3800157603294

3800157602228

A



Sensor Compatible:	Yes	Beam Angle:	120°
Voltage/Frequency:	AC: 200-240V, 50Hz	Color of Fixture:	White
Luminous Flux:	840lm	Body Type:	Plastic Clad Aluminum
IP Rating:	IP54	Shape:	Round
CRI:	>70	Dimension:	Ø220 x 105mm
PF:	>0.5		

NEW



Led Dome Light

12W VT-8015

1349 - 3000k Warm White

5052 - 4500K Day White

5051 - 6000k White

BOX QTY.

10

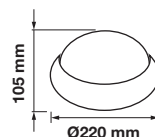
EAN Code

3800157624046

3800157603317

3800157603300

A



Sensor Compatible:	Yes	Beam Angle:	120°
Voltage/Frequency:	AC: 200-240V, 50Hz	Color of Fixture:	Black
Luminous Flux:	840lm	Body Type:	Plastic Clad Aluminum
IP Rating:	IP54	Shape:	Round
CRI:	>70	Dimension:	Ø220 x 105mm
PF:	>0.5		



Led Dome Light

12W VT-8009

4972 - 4500K Day White

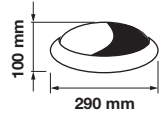
BOX QTY.

06

EAN Code

3800230629043

A+



Sensor Compatible:	Yes	Beam Angle:	110°
Voltage/Frequency:	AC: 200-240V, 50/60Hz	Color of Fixture:	Black
Luminous Flux:	840lm	Body Type:	Plastic Clad Aluminum
IP Rating:	IP54	Shape:	Half-Oval
CRI:	>70	Dimension:	290 x 200 x 100mm
PF:	>0.9		

IP66
RATED



Led Dome Light

12W VT-8010

1351 - 3000k Warm White
1352 - 4000K Day White
1353 - 6400k White

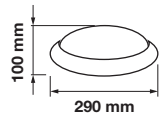
BOX QTY.

10

EAN Code

3800157624060
3800157624077
3800157624084

A+



Sensor Compatible:	Yes	Beam Angle:	110°
Voltage/Frequency:	AC: 200-240V, 50/60Hz	Color of Fixture:	White
Luminous Flux:	840lm	Body Type:	Plastic Clad Aluminum
IP Rating:	IP66	Shape:	Full Oval
CRI:	>70	Dimension:	290 x 200 x 100mm
PF:	>0.9		

IP66
RATED



Led Dome Light

12W VT-8010

1350 - 3000k Warm White
4973 - 4000K Day White
1269 - 6400k White

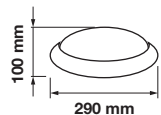
BOX QTY.

10

EAN Code

3800157624053
3800230629050
3800157611916

A+



Sensor Compatible:	Yes	Beam Angle:	110°
Voltage/Frequency:	AC: 200-240V, 50/60Hz	Color of Fixture:	Black
Luminous Flux:	840lm	Body Type:	Plastic Clad Aluminum
IP Rating:	IP66	Shape:	Full Oval
CRI:	>70	Dimension:	290 x 200 x 100mm
PF:	>0.9		



Led Dome Light

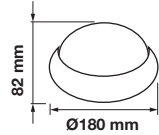
8W VT-8014

4999 - 3000k Warm White
1259 - 4500K Day White
4997 - 6000k White

BOX QTY.
 10

EAN Code

3800157602556
3800157611817
3800157602259



Sensor Compatible:	Yes	Beam Angle:	120°
Voltage/Frequency:	AC: 200-240V, 50/60Hz	Color of Fixture:	White
Luminous Flux:	560lm	Body Type:	Plastic Clad Aluminum
IP Rating:	IP54	Shape:	Round
CRI:	>70	Dimension:	Ø180 x 82mm
PF:	>0.5		



Led Dome Light

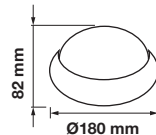
8W VT-8014

1261 - 3000k Warm White
1260 - 4500K Day White
1262 - 6000k White

BOX QTY.
 10

EAN Code

3800157611831
3800157611824
3800157611848



Sensor Compatible:	Yes	Beam Angle:	120°
Voltage/Frequency:	AC: 200-240V, 50Hz	Color of Fixture:	Black
Luminous Flux:	560lm	Body Type:	Plastic Clad Aluminum
IP Rating:	IP54	Shape:	Round
CRI:	>70	Dimension:	Ø180 x 82mm
PF:	>0.5		



Led Dome Light

12W VT-8006

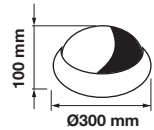
4969 - 4500K Day White

BOX QTY.

06

EAN Code

3800230629012



Sensor Compatible:	Yes	Beam Angle:	110°
Voltage/Frequency:	AC: 200-240V, 50/60Hz	Color of Fixture:	Black
Luminous Flux:	840lm	Body Type:	Plastic Clad Aluminum
IP Rating:	IP65	Shape:	Half-Round
CRI:	>70	Dimension:	Ø300 x 100mm
PF:	>0.9		



Led Dome Light

12W VT-8006

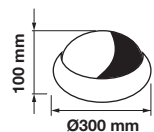
4986 - 4500K Day White

BOX QTY.

06

EAN Code

3800157601313



Sensor Compatible:	Yes	Beam Angle:	110°
Voltage/Frequency:	AC: 200-240V, 50/60Hz	Color of Fixture:	White
Luminous Flux:	840lm	Body Type:	Plastic Clad Aluminum
IP Rating:	IP65	Shape:	Half-Round
CRI:	>70	Dimension:	Ø300 x 100mm
PF:	>0.9		

NEW



LED Ceiling Dome Light Bling Star Cover

BOX QTY.

20

8W VT-8061

EAN Code

1370 - 3000K Warm White

3800157626262

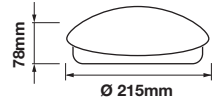
1371 - 4000K Day White

3800157626279

1372 - 6400K White

3800157626286

A+



Sensor Compatible:	Yes	Beam Angle:	120°
Voltage/Frequency:	AC: 220-240V, 50Hz	Color of Fixture:	White
Luminous Flux:	560lm	Body Type:	Iron+PMMA
IP Rating:	IP20	Shape:	Round
CRI:	>80	Dimension:	Ø215 x 78mm
PF:	>0.5		

NEW



LED Ceiling Dome Light Bling Star Cover

BOX QTY.

10

12W VT-8062

EAN Code

1373 - 3000K Warm White

3800157626293

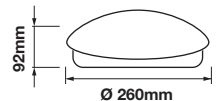
1374 - 4000K Day White

3800157626309

1375 - 6400K White

3800157626316

A+



Sensor Compatible:	Yes	Beam Angle:	120°
Voltage/Frequency:	AC: 220-240V, 50Hz	Color of Fixture:	White
Luminous Flux:	840lm	Body Type:	Iron+PMMA
IP Rating:	IP20	Shape:	Round
CRI:	>80	Dimension:	Ø260 x 92mm
PF:	>0.5		

NEW



LED Ceiling Dome Light
Bling Star Cover

18W VT-8063

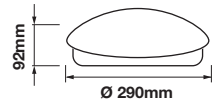
- 1376 - 3000K Warm White
- 1377 - 4000K Day White
- 1378 - 6400K White

BOX QTY.

10

EAN Code

- 3800157626323
- 3800157626330
- 3800157626347



A+

Sensor Compatible:	Yes	Beam Angle:	120°
Voltage/Frequency:	AC: 220-240V, 50Hz	Color of Fixture:	White
Luminous Flux:	1260lm	Body Type:	Iron+PMMA
IP Rating:	IP20	Shape:	Round
CRI:	>80	Dimension:	Ø290 x 92mm
PF:	>0.5		

NEW



LED Ceiling Dome Light
Bling Star Cover

24W VT-8064

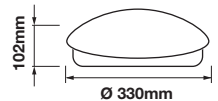
- 1379 - 3000K Warm White
- 1380 - 4000K Day White
- 1381 - 6400K White

BOX QTY.

10

EAN Code

- 3800157626354
- 3800157626361
- 3800157626378



A+

Sensor Compatible:	Yes	Beam Angle:	120°
Voltage/Frequency:	AC: 220-240V, 50Hz	Color of Fixture:	White
Luminous Flux:	1680lm	Body Type:	Iron+PMMA
IP Rating:	IP20	Shape:	Round
CRI:	>80	Dimension:	Ø330 x 102mm
PF:	>0.5		

Applications

Mostly used in Parking Lots, Corridors, Exterior Walls, Airports, and Malls.



Sleek Design & Durability

Lightweight and energy efficient. Specially designed anti-glare diffuser.



2D LED Bulkhead



**2D LED Bulkhead
Emergency Battery Back Up**



360°
Detection Angle

**2D LED Bulkhead
with Microwave Sensor**



360°
Detection Angle

**3IN1
2D LED Bulkhead
Built In Emergency Battery
Back Up & Microwave Sensor**

NEW

2D LED Bulkhead

8W VT-8039

1345 4000K Day White

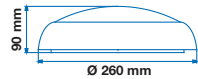
EAN Code
3800157623087

BOX QTY.
 **10**

A+



Watts:	8W
Lumens:	720lm
No. Of Led:	40
Beam Angle:	120°
Voltage/Frequency:	AC: 200-240V, 50/60Hz
On/Off Time:	<0.5s
Life Span:	30,000 Hours
Unit Size:	Ø 260 x 90mm
IP Rating:	IP65
Body Type	Full PC



NEW

2D LED Bulkhead with Microwave Sensor

8W VT-8041

1346 4000K Day White

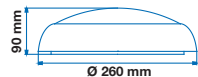
EAN Code
3800157623094

BOX QTY.
 **10**

A+



Watts:	8W
Lumens:	720lm
Voltage/Frequency:	AC: 200-240V, 50/60Hz
On/Off Time:	<0.5s
Life Span:	30,000 Hours
Unit Size:	Ø 260 x 90mm
IP Rating:	IP65
Body Type	Full PC
Detection Angle:	360° ceiling mounting ,120° wall mounting
Detection Distance:	3M, 5M, 8M, 10M optional
Detection Range:	Max D10M x 4M
Hold Time:	10Sec, 1min, 5min, 10min customized
Day light Sensor:	Day, 10LUX, 30LUX, 50LUX optional
Dimmable Function:	Yes, 0,10%, 20%, 30% optional
Detection Motion Speed:	0.5~3m/s



NEW

2_{1N1}

**2D LED Bulkhead
Emergency Battery Backup**

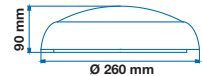
10W VT-8042

1347 4000K Day White

EAN Code
3800157623100



BOX QTY.
10



Watts:	10W
Lumens:	720lm
Voltage/Frequency:	AC: 200-240V, 50/60Hz
On/Off Time:	<0.5s
Life Span:	30,000 Hours
Unit Size:	Ø 260 x 90mm
IP Rating:	IP65
Body Type:	Full PC
Emergency Operation time:	>3 Hours
Emergency Standby Watts:	>1.2 Watts
Battery Charging Current:	60mA
Battery Discharging Current:	200mA
Battery Type:	Ni-CDA, 7.2V 1.0Ah
Charging indicate:	Green LED

Including battery protection circuit & inhibiting mode

NEW

3_{1N1}

**2D LED Bulkhead
Built In Emergency Battery
Back Up & Microwave Sensor**

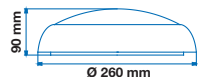
10W VT-8043

1348 4000K Day White

EAN Code
3800157623117



BOX QTY.
10



Watts:	10W
Lumens:	720lm
Detection Angle:	360° ceiling mounting ,120° wall mounting
Detection Distance:	3M, 5M, 8M, 10M optional
Detection Range:	Max D10M x 4M
Hold Time:	10S, 1min, 5min, 10min customized
Day light Sensor:	Day, 10LUX, 30LUX, 50LUX optional
Dimmable Function:	Yes, 0,10%, 20%, 30% optional
Detection Motion Speed:	0.5-3m/s
IP Rating:	IP65
Body Type:	Full PC
Emergency Operation time:	>3 Hours
Emergency Standby Watts:	>1.2 Watts
Battery Charging Current:	60mA
Battery Discharging Current:	200mA
Battery Type:	Ni-CDA, 7.2V 1.0Ah
Charging indicate:	Green LED

Including battery protection circuit & inhibiting mode

NEW

2D LED Bulkhead

15W VT-8044

1341 4000K Day White

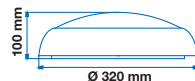
EAN Code
3800157623049



BOX QTY.
10



Watts:	15W
Lumens:	1400lm
No. Of Led:	72
Beam Angle:	120°
Voltage/Frequency:	AC: 200-240V, 50/60Hz
On/Off Time:	<0.5s
Life Span:	30,000 Hours
Unit Size:	Ø 320 x 100mm
IP Rating:	IP65
Body Type:	Full PC



NEW

2D LED Bulkhead with Microwave Sensor

15W VT-8045

1342 4000K Day White

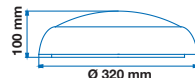
EAN Code
3800157623056



BOX QTY.
10



Watts:	15W
Lumens:	1400lm
Voltage/Frequency:	AC: 200-240V, 50/60Hz
On/Off Time:	<0.5s
Life Span:	30,000 Hours
Unit Size:	Ø 320 x 100mm
IP Rating:	IP65
Body Type	Full PC
Detection Angle:	360° ceiling mounting ,120° wall mounting
Detection Distance:	3M, 5M, 8M, 10M optional
Detection Range:	Max D10M x 4M
Hold Time:	105, 1min, 5min, 10min customized
Day light Sensor:	Day, 10LUX, 30LUX, 50LUX optional
Dimmable Function:	Yes, 0,10%, 20%, 30% optional
Detection Motion Speed:	0.5~3m/s



NEW 2_{IN}1

**2D LED Bulkhead
Emergency Battery Backup**

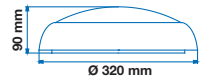
17W VT-8046

1343 4000K Day White

EAN Code
3800157623063



BOX QTY.
10



Watts:	17W
Lumens:	1400lm
Voltage/Frequency:	AC: 200-240V, 50/60Hz
On/Off Time:	<0.5s
Life Span:	30,000 Hours
Unit Size:	Ø 320 x 90mm
IP Rating:	IP65
Body Type:	Full PC
Emergency Operation time:	>3 Hours
Emergency Standby Watts:	>1.2 Watts
Battery Charging Current:	60mA
Battery Discharging Current:	200mA
Battery Type:	Ni-CDAA, 7.2V 1.0Ah
Charging indicate:	Green LED

Including battery protection circuit & inhibiting mode

NEW 3_{IN}1

**2D LED Bulkhead
Built In Emergency Battery
Back Up & Microwave Sensor**

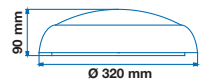
17W VT-8047

1344 4000K Day White

EAN Code
3800157623070



BOX QTY.
10



Watts:	17W
Lumens:	1400lm
Detection Angle:	360° ceiling mounting ,120° wall mounting
Detection Distance:	3M, 5M, 8M, 10M optional
Detection Range:	Max D10M x 4M
Hold Time:	105, 1min, 5min, 10min customized
Day light Sensor:	Day, 10LUX, 30LUX, 50LUX optional
Dimmable Function:	Yes, 0,10%, 20%, 30% optional
Detection Motion Speed:	0.5~3m/s
IP Rating:	IP65
Body Type:	Full PC
Emergency Operation time:	>3 Hours
Emergency Standby Watts:	>1.2 Watts
Battery Charging Current:	60mA
Battery Discharging Current:	200mA
Battery Type:	Ni-CDAA, 7.2V 1.0Ah
Charging indicate:	Green LED

Including battery protection circuit & inhibiting mode

LED Emergency Lights

V-TAC features a line of premium quality LED emergency lights for clear and bright emergency illumination. Inclusive of evident exit signs, these signs are powered by high performance batteries, rendering a longer lifespan and lower maintenance. V-TAC's emergency lights and signs are a practical and valuable asset to many applications inclusive of offices, hotels, hospitals and residential areas.



Walls/Surface Mount
 2w | 120 Im



Walls/Surface Hanging
 2w | 120 Im



Recessed Hanging
 2w | 120 Im



Recessed Fixed
 2w | 120 Im



Bulkhead
 3w | 140 Im



Bulkhead
 4w | 190 Im



Wall Mounted
 7w | 600 Im

Salient Features

- Thermoplastic PC housing, Rectangular type plastic with different signs
- Single or double face configuration
- ✓ Universal (wall, side or ceiling) mounting
- ⚡ Low energy consumption only 2.0 watts at 120V
- Ⓞ LED indicator light and push button test switch
- LED LEDs mounted on print circuit board
- ⌚ 24 hours recharge after more than 3 Hours discharge
- 🔒 Efficient thermal management technology
- ⚡ Corrosion free mounting clamps
- 🔋 High performance Ni-Cd batteries made for Longevity & low maintenance
- ✓ Reliable Emergency backup of 3 hours

Emergency LED Exit Sign
Walls/Surface Mount

2W VT-519

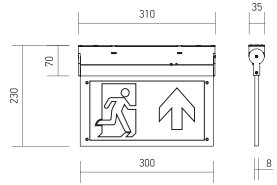
EAN Code

SKU 8099

3800157623155



BOX QTY.
10



Lamp Type:	16 SMD Leds
Colour:	White - 6000K
Lumens:	160lm(AC)/140lm(DC)
Input Voltage:	AC: 220-240V, 50/60Hz
Protection Rating:	IP20
Material :	100% PC
Exit Lamp Type:	Surface/Ceiling Mounted
Viewing Distance:	22 meters from both side
Emergency Operation Time:	> 3Hours
Battery:	Ni-Cd 4.8V, 600mAh
Recharging Time:	24 hours (initial charge 36 hours)
Test Button:	Green light indicator test button
Stickers:	4 Stickers include
Legends:	4 Ways legends available

Emergency LED Exit Sign
Walls/Surface Hanging

2W VT-520

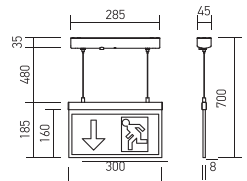
EAN Code

SKU 8100

3800157623162



BOX QTY.
10



Lamp Type:	16 SMD Leds
Colour:	White - 6000K
Lumens:	160lm(AC)/140lm(DC)
Input Voltage:	AC: 220-240V, 50/60Hz
Protection Rating:	IP20
Viewing Distance:	22 meters from both side
Exit Lamp Type:	Surface/Ceiling Mounted
Emergency Operation Time:	> 3Hours
Battery:	Ni-CD 3.6V,600mAh
Recharging Time:	24 hours (initial charge 36 hours)
Test Button:	Green light indicator test button
Legends:	4 Ways legends available
Material:	100% PC
Stickers:	4 Stickers include

**Emergency LED Exit Sign
Recessed Hanging**

2W VT-521

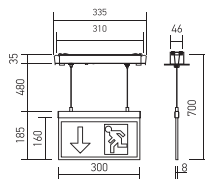
SKU 8200

EAN Code

3800157623179

BOX QTY.

10



Lamp Type:	16 SMD Leds
Colour:	White - 6000K
Lumens:	160lm(AC)/140lm(DC)
Input Voltage:	AC: 220-240V, 50/60Hz
Protection Rating:	IP20
Viewing Distance:	22 meters from both side
Emergency Operation Time:	> 3Hours
Battery:	Ni-CD 3.6V,600mAh
Recharging Time:	24 hours (initial charge 36 hours)
Test Button:	Green light indicator test button
Legends:	4 Way legends available
Material:	100% PC

**Emergency LED Exit Sign
Recessed Fixed**

2W VT-522

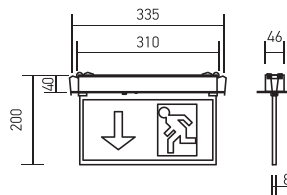
SKU 8201

EAN Code

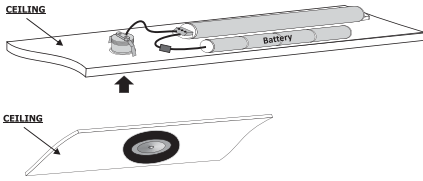
3800157623186

BOX QTY.

10



Lamp Type:	16 SMD Leds
Colour:	White - 6000K
Lumens:	160lm(AC)/140lm(DC)
Input Voltage:	AC: 220-240V, 50/60Hz
Protection Rating:	IP20
Viewing Distance:	22 meters from both side
Emergency Operation Time:	> 3Hours
Battery:	Ni-CD 4.8V,600mAh
Recharging Time:	24 hours (initial charge 36 hours)
Test Button:	Green light indicator test button
Legends:	4 Way legends available
Material:	100% PC



LED Emergency Downlight

3W VT-503

EAN Code

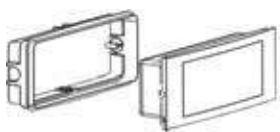
BOX QTY.

8274 - 6400K White

3800157627269

20

Material:	Poly Carbonate & Aluminum	Charging Current:	90ma
Mounded:	Ceiling Recessed	Convert Voltage:	155v : AC
Life Time Of Battery:	2 Years	Discharging Current:	300ma
Light Output (Emergency):	140lm	Discharge Duration:	3 Hours
Lamp Protection:	Over Charge And Discharge Protection	Spec Of Battery:	3.6v 1800mah Ni-cd Battery
Led Indicator:	Green Indicator	Packing:	38.5 X 22 X 25cm
Charging Current:	90ma	IP Rating:	IP20



Reflector With Base



Recessed Box

LED Emergency Light

3.8W VT-511

EAN Code

BOX QTY.

8249 - 6400K White

3800157626491

10

Watts:	3.8W	Charging Current:	200mA
Lumens:	85lm	Discharging Current:	280mA
Input:	AC:220-240V, 50-60Hz	Battery:	4V2.0AH Lead Acid battery
IP Rating:	IP20	Material:	ABS+PC
Lamp Type:	SMD 2835 20PCS	Dimension:	292 x 79 x 102mm
Exit Lamp Type:	Bulkhead		With recessed-292 x 93.7 x 102mm
Operation Time:	>3 Hours	Legends:	4 Ways legends available

LED Emergency Light Bulkhead

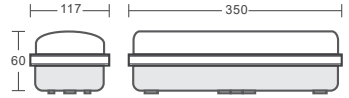
3W VT-523

EAN Code

SKU 8096

3800157623124

BOX QTY.
12



Lamp Type:	16 SMD Leds
Colour:	White - 6000K
Lumens :	140lm
Input Voltage:	AC: 220-240V, 50/60Hz
Protection Rating:	IP65
Exit Lamp Type:	Wall - Bulkhead
Viewing Distance:	22 meters from one side
Emergency Operation Time:	> 3Hours
Battery:	Ni-Cd 3.6V, 1500mAh
Recharging Time:	24 hours (initial charge 36 hours)
Test Button:	Green light indicator test button
Legends:	4 Ways legends available
Material:	100% PC

LED Emergency Light Bulkhead

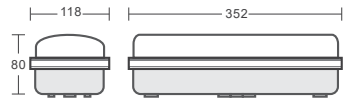
4W VT-524

EAN Code

SKU 8097

3800157623131

BOX QTY.
12



Lamp Type:	30 SMD Leds
Colour:	White - 6000K
Lumens:	190lm
Input Voltage:	AC: 220-240V, 50/60Hz
Protection Rating:	IP65
Exit Lamp Type:	Wall - Bulkhead
Viewing Distance:	22 meters from one side
Emergency Operation Time:	> 3Hours
Battery:	Ni-Cd 4.8V, 900mAh
Recharging Time:	24 hours (initial charge 36 hours)
Test Button:	Green light indicator test button
Legends:	4 Ways legends available
Material:	100% PC



Emergency Twin Spot Light
Wall Mounted

7W VT-526

EAN Code

BOX QTY.

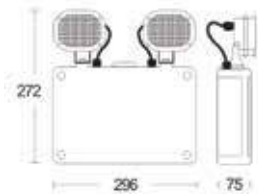
SKU 8098

3800157623148

05

IP65
RATED

Lamp Type:	2 x 15 SMD Leds
Colour:	White - 6000K
Lumens:	600lm
Input Voltage:	AC: 220-240V, 50/60Hz
Protection Rating:	IP65
Exit Lamp Type:	Wall mounted
Emergency Operation Time:	> 3Hours
Battery:	Ni-Cd 9.6V, 2200mAh
Recharging Time:	24 hours (initial charge 36 hours)
Indicator:	Green light indicator
Material :	100% PC



Motion Sensors

Many areas like lobbies, parking garages, staircases remain unused for long hours, but do need lighting to be lit automatically in case of movement. A motion sensor is a device, which detects movements, and in some cases light conditions and then transmits a signal for illumination.



Product Features

- Power saving
- Available for indoor and outdoor purposes
- Compatible with most of our models
- Proven quality from reliable suppliers
- Wide range of models to choose from

Applications

- Outdoor Areas like parking garages, Gardens compounds and yards
- Indoor areas like walkways, lobbies and staircases.



Infrared Sensor

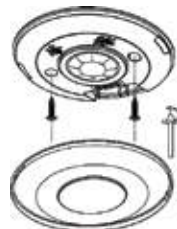
BOX QTY.

50

Max1000W VT-8027 EAN Code

5086

3800157609173



Sensor Type:	Infrared	Time Delay:	*10sec±3sec-15min±2min
Colour:	White	Ambient Light:	*<3-2000LUX
Detection Range:	360°	Body Type:	PC
Voltage:	AC: 220-240V,50/60Hz	Detector:	One
Rated Load:	Max.1000W(LED)	IP Rating:	IP20
Detection Distance:	Max.6m (<24° C)	Dimension:	115x25mm



Infrared Sensor

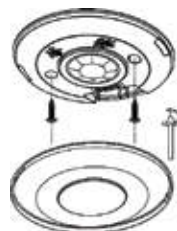
BOX QTY.

50

Max1000W VT-8027 EAN Code

5087

3800157609180



Sensor Type:	Infrared	Time Delay:	*10sec±3sec-15min±2min
Colour:	Black	Ambient Light:	*<3-2000LUX
Detection Range:	360°	Body Type:	PC
Voltage:	AC: 220-240V,50/60Hz	Detector:	One
Rated Load:	Max.1000W(LED)	IP Rating:	IP20
Detection Distance:	Max.6m (<24° C)	Dimension:	115x25mm

**Adjustable*

IP44
RATED



Infrared Sensor

Max. **400W** VT-8028
5088

BOX QTY.

50

EAN Code

3800157609197



Sensor Type:	Infrared	Time Delay:	*10sec±3sec-15min±2min
Colour:	White	Ambient Light:	*<3-2000LUX
Detection Range:	180°	Body Type:	PC
Voltage:	AC: 220-240V,50/60Hz	IP Rating:	IP44
Rated Load:	Max.400W(LED)	Dimension:	80x55x70mm
Detection Distance:	Max.12m (<24° C)		

IP44
RATED



Infrared Sensor

Max. **400W** VT-8028
5089

BOX QTY.

50

EAN Code

3800157609203



Sensor Type:	Infrared	Time Delay:	*10sec±3sec-15min±2min
Colour:	Black	Ambient Light:	*<3-2000LUX
Detection Range:	180°	Body Type:	PC
Voltage:	AC: 220-240V,50/60Hz	IP Rating:	IP44
Rated Load:	Max.400W(LED)	Dimension:	80x55x70mm
Detection Distance:	Max.12m (<24° C)		

**Adjustable*

Infrared Sensor

PIR Sensor Moving Head

BOX QTY.

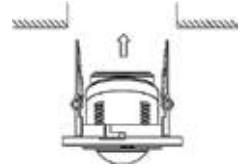
50

Max. **400W** VT-8030

EAN Code

5091

3800157609227



Sensor Type:	Infrared	Time Delay:	*10sec±3sec-15min±2min
Colour:	White	Ambient Light:	*<3-2000LUX
Detection Range:	360°	Body Type:	PC
Voltage:	AC: 220-240V,50/60Hz	IP Rating:	IP20
Rated Load:	Max.400W(LED)	Dimension:	80 x 63 x 71mm
Detection Distance:	Max.8m (<24° C)		

Infrared Sensor

Max. **300W** VT-8029

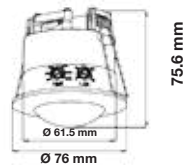
BOX QTY.

50

EAN Code

5090

3800157609210



Sensor Type:	Infrared	Time Delay:	*10sec±3sec-15min±2min
Colour:	White	Ambient Light:	*<3-2000LUX
Detection Range:	360°	Body Type:	PC
Voltage:	AC: 220-240V,50/60Hz	IP Rating:	IP20
Rated Load:	Max.300W(LED)	Dimension:	76 x 75.6mm
Detection Distance:	Max.6m (<24° C)		

IP44
RATED



Infrared Sensor

Max. **300W** VT-8003
4967

BOX QTY.

50

EAN Code

3800230625823



Sensor Type:	Infrared	Time Delay:	*10sec±3sec-7min±2min
Colour:	White	Ambient Light:	*<3-2000LUX
Detection Range:	180°	Body Type:	PC
Voltage:	AC: 220-240V,50/60 Hz	Detector:	One
Rated Load:	Max.300W(LED)	IP Rating:	IP44
Detection Distance:	Max.12m (<24° C)	Dimension:	86.4 x 60.4 x 98mm

IP44
RATED



Infrared Sensor

Max. **300W** VT-8003
5077

BOX QTY.

50

EAN Code

3800157606875



Sensor Type:	Infrared	Time Delay:	*10sec±3sec-7min±2min
Colour:	Black	Ambient Light:	*<3-2000LUX
Detection Range:	180°	Body Type:	PC
Voltage:	AC: 220-240V,50/60 Hz	Detector:	One
Rated Load:	Max.300W(LED)	IP Rating:	IP44
Detection Distance:	Max.12m (<24° C)	Dimension:	86.4 x 60.4 x 98mm

**Adjustable*



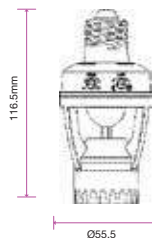
Infrared Sensor

Max. **60W** VT-8005
4982

BOX QTY.

50

EAN Code
 3800157600071



Sensor Type:	Infrared	Time Delay:	*10sec±3sec-5min±1min
Colour:	White	Ambient Light:	*<3-2000LUX
Detection Range:	360°	Body Type:	PC
Voltage:	AC: 110-240V, 50/60Hz	IP Rating:	IP20
Rated Load:	Max.60W(E27)	Dimension:	Ø55.5 x 116.5mm
Detection Distance:	Max.6m (<24° C)		



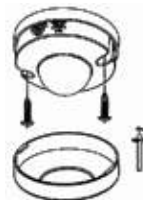
Infrared Sensor

Max. **300W** VT-8004
4968

BOX QTY.

50

EAN Code
 3800230625830



Sensor Type:	Infrared	Time Delay:	*10sec±3sec-15min±2min
Colour:	White	Ambient Light:	*<3-2000LUX
Detection Range:	360°	Body Type:	PC
Voltage:	AC: 220-240V,50/60Hz	Detector:	Three
Rated Load:	Max.300W(LED)	IP Rating:	IP20
Detection Distance:	Max.12m (<24° C)	Dimension:	88 x 55mm

**Adjustable*

NEW



Infrared Sensor

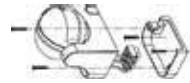
BOX QTY.

50

Max1200W VT-8048 EAN Code

1354

3800157624794



Sensor Type:	Infrared	Time Delay:	*Min.10sec±3sec-
Colour:	White		Max 7min±2min
Detection Range:	180°	Ambient Light:	*<3-2000LUX
Voltage:	AC:220-240V,50/60Hz	Body Type:	PC
Rated Load:	Max 1200w	IP Rating:	IP44
Detection Distance:	12m (<24° C)	Dimension:	86.4 x 60.4 x 98mm

MANUAL OVERRIDE FUNCTION:

1. Automatic Sensor Override Mode - Turn the switch OFF and ON within 3 Seconds, the sensor will be overridden and switched off. The light will work continuously and normally.(Make sure the automatic mode is switched ON before using this functionality)
2. Sensor Switch On - Turn the switch OFF for 20 seconds and switch it back ON. The sensor will restart and work as per the settings adjusted.
3. If the light is left idle for a longer period of time, the sensor will automatically switch back to automatic mode(Possible when the outside light reaches 100Lux)

NEW



Infrared Sensor

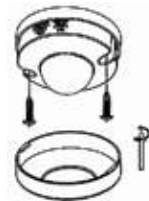
BOX QTY.

50

Max1200W VT-8049 EAN Code

1355

3800157624800



Sensor Type:	Infrared	Time Delay:	*Min.10sec±3sec-
Colour:	White		Max 15min±2min
Detection Range:	360°	Ambient Light:	*<3-2000LUX
Voltage:	AC:220-240V,50/60Hz	Body Type:	PC
Rated Load:	Max 1200w	IP Rating:	IP20
Detection Distance:	12m	Dimension:	Ø 88 x 55mm

MANUAL OVERRIDE FUNCTION:

1. Automatic Sensor Override Mode - Turn the switch OFF and ON within 3 Seconds, the sensor will be overridden and switched off. The light will work continuously and normally.(Make sure the automatic mode is switched ON before using this functionality)
2. Sensor Switch On - Turn the switch OFF for 20 seconds and switch it back ON. The sensor will restart and work as per the settings adjusted.
3. If the light is left idle for a longer period of time, the sensor will automatically switch back to automatic mode(Possible when the outside light reaches 100Lux)

NEW



Infrared Sensor

Max300W VT-8051

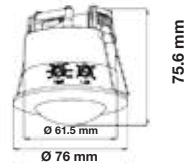
1356

BOX QTY.

50

EAN Code

3800157624817



Sensor Type:	Infrared	Time Delay:	*Min.10sec±3sec-
Colour:	White		Max 15min±2min
Detection Range:	Max 6m(<24° C)	Ambient Light:	*<3-2000LUX
Voltage:	AC:220-240V,50/60Hz	Body Type:	PC
Rated Load:	Max 300w(LED)	IP Rating:	IP20
Detection Distance:	12m	Dimension:	Ø 76 x 75.6mm

MANUAL OVERRIDE FUNCTION:

1. Automatic Sensor Override Mode - Turn the switch OFF and ON within 3 Seconds, the sensor will be overridden and switched off. The light will work continuously and normally.(Make sure the automatic mode is switched ON before using this functionality)
2. Sensor Switch On - Turn the switch OFF for 20 seconds and switch it back ON. The sensor will restart and work as per the settings adjusted.
3. If the light is left idle for a longer period of time, the sensor will automatically switch back to automatic mode(Possible when the outside light reaches 100Lux)

NEW



Daylight Sensor

VT-8059

1369

EAN Code

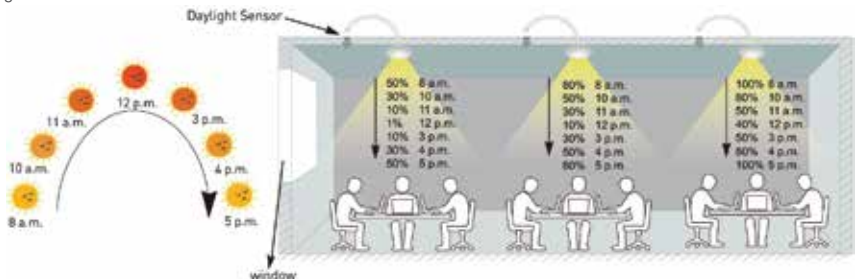
3800157625982

BOX QTY.

100

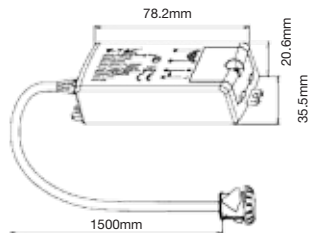
Colour:	white
Detection Range:	360°
Dimming Range:	1% - 100%
Voltage:	1-10V DC
Body Type:	plastic
IP Rating:	IP20

Daylight sensor supplies a simple and effective solution for daylight harvesting. Connecting to 1-10V Power source and using with LED dimmable driver. The illuminations level of lamps will get darker when ambient light gets brighter. When daylight is insufficient, the lamp will be in 100% Illumination level, and turns to 1% Level when daylight is sufficient enough, then gradually back to 100% level when it is getting darker.





On/Off via moving hand



Motion Sensor

Max. **200W** VT-8025
5084

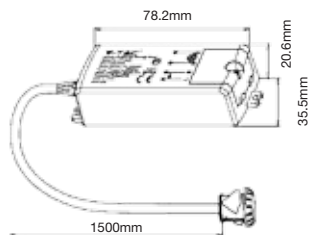
EAN Code
3800157608046

BOX QTY.
100

Sensor Type:	Infrared	Detection Distance:	5-6cm (<24°C)
Colour:	White	Body Type:	Plastic
Detection Range:	30°	Detector:	One
Voltage:	AC: 110-240V, 50/60Hz	IP Rating:	IP20
Rated Load:	Max.200W(LED)	Dimension:	35.5 x 78.2 x 20.6mm



On/Off via the opening
and closing of the door



Motion Sensor

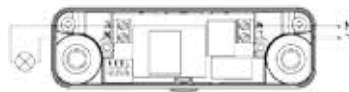
Max. **200W** VT-8026
5085

EAN Code
3800157608053

BOX QTY.
100

Sensor Type:	Infrared	Detection Distance:	5-6cm (<24°C)
Colour:	White	Body Type:	Plastic
Detection Range:	30°	Detector:	One
Voltage:	AC: 110-240V, 50/60Hz	IP Rating:	IP20
Rated Load:	Max.200W(LED)	Dimension:	35.5 x 78.2 x 18.7mm





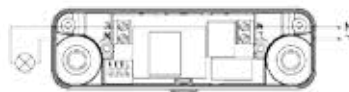
Microwave Sensor

Max. **200W** VT-8036
5571

EAN Code
3800157620246

BOX QTY.
100

Sensor Type:	Microwave	Time Delay:	*5sec±90sec-3min±20min
Colour:	White	Ambient Light:	*<25-2000LUX
Detection Range:	180°	Body Type:	PC
Voltage:	AC: 220-240V,50/60Hz	IP Rating:	IP65
Rated Load:	Max.200W	Dimension:	115 x 35 x25mm
Detection Distance:	5m /10m		



Microwave Sensor

Max. **200W** VT-8036
5572

EAN Code
3800157620253

BOX QTY.
100

Sensor Type:	Microwave	Time Delay:	*5sec±90sec-3min±20min
Colour:	Black	Ambient Light:	*<25-2000LUX
Detection Range:	180°	Body Type:	PC
Voltage:	AC: 220-240V,50/60Hz	IP Rating:	IP65
Rated Load:	Max.200W	Dimension:	115 x 35 x25mm
Detection Distance:	5m /10m		

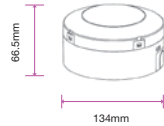
**Adjustable*



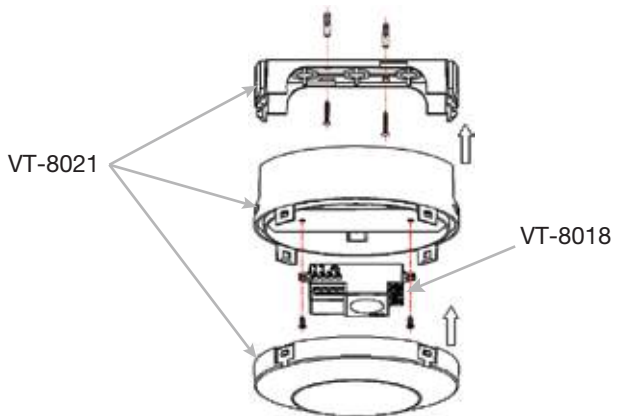
Housing for Microwave Sensor

VT-8021 EAN Code
5079 3800157606899

BOX QTY.
50



Sensor Type:	Microwave
Colour:	White
IP Rating:	IP65
Dimension:	Ø134 x 66.5mm

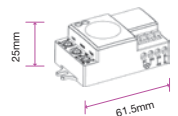


Microwave Sensor

Max. **300W** VT-8018
5078

BOX QTY.
100

EAN Code
 3800157606882



Sensor Type:	Microwave	Time Delay:	*10sec±3sec-12min±1min
Colour:	White	Ambient Light:	*<3-2000LUX
Detection Range:	180/360°	Body Type:	Plastic
Voltage:	AC: 220-240V,50/60Hz	Detector:	One
Rated Load:	Max.300W (LED)	IP Rating:	IP20
Detection Distance:	*1-8m (radius)	Dimension:	61.5 x 37x 25 mm

**Adjustable*



Photocell Sensor

VT-8019

5081

BOX QTY.
100

EAN Code

3800157608015



Sensor Type:	Photocell	Ambient Light:	*<5-15LUX
Colour:	White	Body Type:	Plastic
Detection Range:	360°	Detector:	One
Voltage:	AC: 220-240V, 50/60Hz	IP Rating:	IP44
Rated Current:	6A	Dimension:	35.5 x 46 x 44.1mm

IP44 RATED



Infrared Sensor

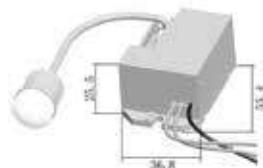
Max. 800W VT-8022

5082

BOX QTY.
100

EAN Code

3800157608022



Sensor Type:	Infrared	Time Delay:	*5 sec to 8 min
Colour:	White	Ambient Light:	*10 Lux/2000 Lux
Detection Range:	120/360°	Body Type:	PC
Voltage:	AC: 220-240V, 50Hz	Detector:	Three
Rated Load:	Max.500/800W	IP Rating:	IP44
Detection Distance:	3m/6m(choice) (<24°C)	Dimension:	36.8 x 25.5 x 55.4mm



Microwave Sensor

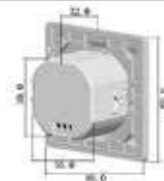
Max. 1200W VT-8023

5083

BOX QTY.
100

EAN Code

3800157608039



Sensor Type:	Microwave	Time Delay:	*10Sec+3Sec to 12min+1min
Colour:	White	Ambient Light:	*<3-2000LUX
Detection Range:	180°	Body Type:	Plastic
Voltage:	AC: 220-240V, 50/60Hz	Detector:	One
Rated Load:	Max.1200W	IP Rating:	IP20
Detection Distance:	*5m - 15m	Dimension:	80 x 80 x 32mm

**Adjustable*

LED Table Lamps

Our most cozy and favorite corners, be it at work or at home, while you are working, or relaxing and reading a book, always deserve the best lighting conditions. To cater to this need we bring to you an exclusive range of LED table lamps designed with a touch of class, these lamps deliver very smooth lighting with suitable functions to set the right mood and ambiance.



Product Features

- Energy efficient ways of keeping it that way.
- Adjustable direction.
- Multiple functions like dimming, color changing.
- With USB charging functionality.
- Sleek and modern design.

Applications

Table lamps can be used in any space, though they are most often found in bedrooms, living rooms at home next to sofas, chairs or beds. It is also a good accessory to be a part of the office decor.



Silver

4W VT-1014

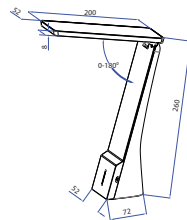
- 7098** {
 3000K Warm White
 4000K Day White
 5000K White

BOX QTY.

25

EAN Code

3800157616980



Voltage/Frequency:	AC: 100-240V, 50/60Hz	Beam Angle:	120°
Luminous Flux:	120lm	Color:	White + Silver
IP Rating:	IP20	Body Type:	ABS + PC + Aluminum
CRI:	> 80	Dimension:	200 x 50 x 263mm
PF:	>0.45		



Gold

4W VT-1014

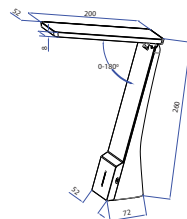
- 7099** {
 3000K Warm White
 4000K Day White
 5000K White

BOX QTY.

25

EAN Code

3800157616997



Voltage/Frequency:	AC: 100-240V, 50/60Hz	Beam Angle:	120°
Luminous Flux:	120lm	Color:	White + Gold
IP Rating:	IP20	Body Type:	ABS + PC + Aluminum
CRI:	> 80	Dimension:	200 x 50 x 263mm
PF:	>0.45		



Black

4W VT-1014

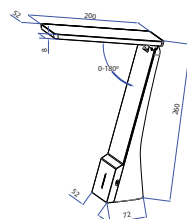
- 8500** {
 3000K Warm White
 4000K Day White
 5000K White

BOX QTY.

25

EAN Code

3800157617215



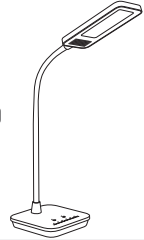
Voltage/Frequency:	AC: 100-240V, 50/60Hz	Beam Angle:	120°
Luminous Flux:	120lm	Color:	Black
IP Rating:	IP20	Body Type:	ABS + PC + Aluminum
CRI:	> 80	Dimension:	200 x 50 x 263mm
PF:	>0.45		



Grey

7W VT-1007D
7034 - 5000K White

EAN Code
 3800157603836



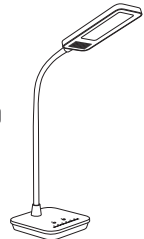
Voltage/Frequency:	AC: 100-240V, 50/60Hz	PF:	>0.45
Luminous Flux:	400lm	Beam Angle:	120°
IP Rating:	IP20	Color:	Grey
CRI:	> 80	Body Type:	ABS
		Dimension:	170 x 135 x 415mm



Pink

7W VT-1007D
7042 - 5000K White

EAN Code
 3800157605311



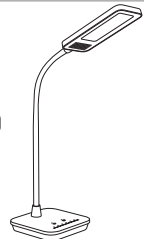
Voltage/Frequency:	AC: 100-240V, 50/60Hz	PF:	>0.45
Luminous Flux:	400lm	Beam Angle:	120°
IP Rating:	IP20	Color:	Pink
CRI:	> 80	Body Type:	ABS
		Dimension:	170 x 135 x 415mm



Blue

7W VT-1007D
7043 - 5000K White

EAN Code
 3800157605328



Voltage/Frequency:	AC: 100-240V, 50/60Hz	PF:	>0.45
Luminous Flux:	400lm	Beam Angle:	120°
IP Rating:	IP20	Color:	Blue
CRI:	> 80	Body Type:	ABS
		Dimension:	170 x 135 x 415mm



White

7W VT-1009D

7039 { 3000K Warm White
4000K Day White
5000K White

BOX QTY.
 09

EAN Code
3800157605281



**270°
ROTATING HEAD**



Voltage/Frequency:	AC: 100-240V, 50/60Hz	Beam Angle:	120°
Luminous Flux:	650lm	Color:	White
IP Rating:	IP20	Body Type:	ABS + Aluminum
CRI:	> 80	Dimension:	240 x 396 x 180mm
PF:	>0.45		



Black and White

7W VT-1009D

7040 { 3000K Warm White
4000K Day White
5000K White

BOX QTY.
 09

EAN Code
3800157605298



**270°
ROTATING HEAD**



Voltage/Frequency:	AC: 100-240V, 50/60Hz	Beam Angle:	120°
Luminous Flux:	650lm	Color:	Black + White
IP Rating:	IP20	Body Type:	ABS + Aluminum
CRI:	> 80	Dimension:	240 x 396 x 180mm
PF:	>0.45		



White with Silver

10W VT-1010D

7033 { 3000K Warm White
4000K Day White
5000K White

Voltage/Frequency:	AC: 100-240V, 50/60Hz	Beam Angle:	120°
Luminous Flux:	700lm	Color:	White with Silver
IP Rating:	IP20	Body Type:	ABS + Aluminum
CRI:	> 80	Dimension:	325 x 425 x 205mm
PF:	>0.45		

- Touch Control
- 6 Steps Dimming
- 1 hour timer
- Eye Protection
- Anti-radiation

BOX QTY.
 12

EAN Code
3800157603829





White

7W VT-1008D

7035 - 5000K White

BOX QTY.
16

EAN Code

3800157603843



Voltage/Frequency:	AC: 100-240V, 50/60Hz	PF:	>0.45
Luminous Flux:	400lm	Beam Angle:	120°
IP Rating:	IP20	Color:	White
CRI:	> 80	Body Type:	ABS
		Dimension:	170 x 352 x 113mm



White

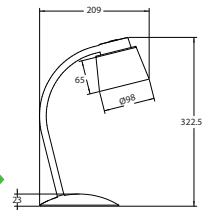
5W VT-1015

7051 - 4000K Day White

BOX QTY.
06

EAN Code

3800157610650



Voltage/Frequency:	AC: 100-240V, 50/60Hz	PF:	>0.45
Luminous Flux:	360lm	Beam Angle:	90°
IP Rating:	IP20	Color:	White
CRI:	> 80	Body Type:	ABS + Metal
		Dimension:	210 x 136 x 32mm



Black

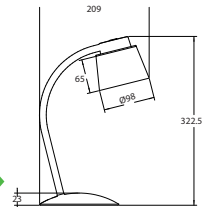
5W VT-1015

7052 - 4000K Day White

BOX QTY.
06

EAN Code

3800157610667



Voltage/Frequency:	AC: 100-240V, 50/60Hz	PF:	>0.45
Luminous Flux:	360lm	Beam Angle:	90°
IP Rating:	IP20	Color:	Black
CRI:	> 80	Body Type:	ABS + Metal
		Dimension:	210 x 136 x 32mm

NEW



White

5.5W VT-1046

8514 - 3000K Warm White
8515 - 4000K White

BOX QTY.

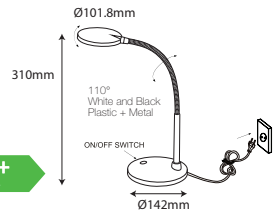
50

EAN Code

3800157627245

3800157627252

A+



Voltage/Frequency:	AC: 220-240V, 50Hz	Beam Angle:	110°
Luminous Flux:	420lm	Color:	White and Black
IP Rating:	IP20	Body Type:	Plastic + Metal
CRI:	> 80	Dimension:	142 x 101.8 x 310mm
PF:	>0.5		



White

7W VT-1017

7053 - 4000K Day White

BOX QTY.

12

EAN Code

3800157610674

A+



Voltage/Frequency:	AC: 100-240V, 50/60Hz	Beam Angle:	120°
Luminous Flux:	420lm	Color:	White
IP Rating:	IP20	Body Type:	ABS + Metal
CRI:	> 80	Dimension:	376 x 166 x 270mm
PF:	>0.45		



Black

7W VT-1017

7054 - 4000K Day White

BOX QTY.

12

EAN Code

3800157610681

A+



Voltage/Frequency:	AC:100-240V,50/60Hz	Beam Angle:	120°
Luminous Flux:	420lm	Color:	Black
IP Rating:	IP20	Body Type:	ABS + Metal
CRI:	>80	Dimension:	376 x 166 x 270mm
PF:	>0.45		

NEW



Green Glass Cover

VT-7151

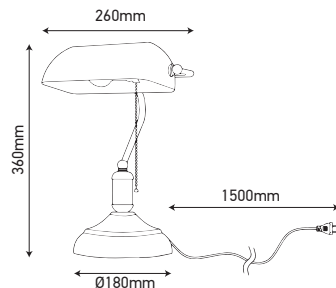
EAN Code

3912

3800157626071

Material: Glass + Metal

BOX QTY.
06



NEW



Blue Glass Cover

VT-7151

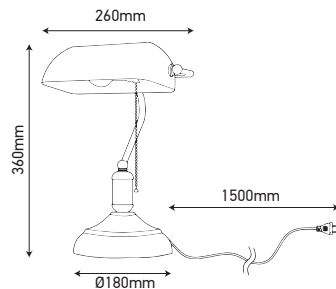
EAN Code

3913

3800157626088

Material: Glass + Metal

BOX QTY.
06



NEW



Gold Glass Cover

VT-7151

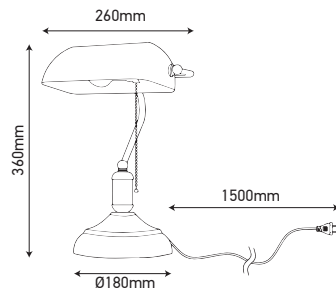
EAN Code

3913

3800157626095

Material: Glass + Metal

BOX QTY.
06

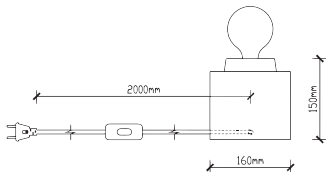




VT-7160

SKU: 3851
EAN Code: 3800157619004
Material: Concrete
Size: 160 x 150 x 2000mm

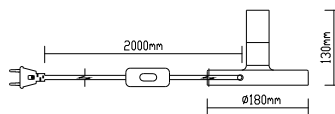
BOX QTY.
 **04**




VT-7171

SKU: 3852
EAN Code: 3800157619011
Material: Concrete
Size: 180 x 130 x 2000mm

BOX QTY.
 **08**



Matt White
6W VT-1012
7050

BOX QTY.
 **30**
EAN Code
 3800157610469



Voltage/Frequency:	AC:100-240V,50/60Hz	Beam Angle:	360°
Luminous Flux:	230lm	Color:	Matt White
IP Rating:	IP20	Body Type:	ACRYLIC + ABS
CRI:	>80	Dimension:	Ø110 x 173mm
PF:	>0.45		



Purple

5W VT-1035
8501 4000K

BOX QTY.
06

EAN Code
 3800157620345



Watts:	5W	PF:	>0.4
Voltage/Frequency:	AC:100-240V,50/60Hz	Beam Angle:	90°
Luminous Flux:	300lm	Color:	Chrome + Purple
IP Rating:	IP20	Body Type:	PC + Metal
CRI:	>80	Dimension:	Ø150 x233mm



Purple Wall Lamp

7W VT-1036
8504 4000K

BOX QTY.
09

EAN Code
 3800157620376



Watts:	7W	PF:	>0.4
Voltage/Frequency:	AC:100-240V,50/60Hz	Beam Angle:	90°
Luminous Flux:	360lm	Color:	Chrome + Purple
IP Rating:	IP20	Body Type:	PC + Metal
CRI:	>80	Dimension:	Ø150 x151 x1241mm



White

5W VT-1035

8502 4000K

BOX QTY.
06

EAN Code
3800157620352



TOUCH DIMMING



Watts:	5W	PF:	>0.4
Voltage/Frequency:	AC:100-240V,50/60Hz	Beam Angle:	90°
Luminous Flux:	300lm	Color:	Chrome + White
IP Rating:	IP20	Body Type:	PC + Metal
CRI:	>80	Dimension:	Ø150 x233mm



White Wall Lamp

7W VT-1036

8505 4000K

BOX QTY.
09

EAN Code
3800157620383



Watts:	7W	PF:	>0.4
Voltage/Frequency:	AC:100-240V,50/60Hz	Beam Angle:	90°
Luminous Flux:	360lm	Color:	Chrome + White
IP Rating:	IP20	Body Type:	PC + Metal
CRI:	>80	Dimension:	Ø150 x151 x1241mm



BLUE

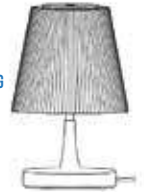
5W VT-1035

8503 4000K

BOX QTY.
06

EAN Code

3800157620369



Watts:	5W	PF:	>0.4
Voltage/Frequency:	AC:100-240V,50/60Hz	Beam Angle:	90°
Luminous Flux:	300lm	Color:	Chrome + Blue
IP Rating:	IP20	Body Type:	PC + Metal
CRI:	>80	Dimension:	Ø150 x233mm



BLUE Wall Lamp

7W VT-1036

8506 4000K

BOX QTY.
09

EAN Code

3800157620390



Watts:	7W	PF:	>0.4
Voltage/Frequency:	AC:100-240V,50/60Hz	Beam Angle:	90°
Luminous Flux:	360lm	Color:	Chrome + Blue
IP Rating:	IP20	Body Type:	PC + Metal
CRI:	>80	Dimension:	Ø150 x151 x1241mm



Silver

Max. **60W** VT-7500
7056

BOX QTY.
04

EAN Code
 3800157610704



Max. Watts:	60W	Color:	White
Voltage/Frequency:	AC:220-240V,50Hz	Body Type:	ABS + Metal
Holder:	E27	Dimension:	Ø250 x H1800mm
IP Rating:	IP20		

Black

Max. **60W** VT-7500
7055

BOX QTY.
04

EAN Code
 3800157610698



Max. Watts:	60W	Color:	Black
Voltage/Frequency:	AC:220-240V,50Hz	Body Type:	ABS + Metal
Holder:	E27	Dimension:	Ø250 x H1800mm
IP Rating:	IP20		



White

Max. **60W** VT-7600

3704 Floor Lamp

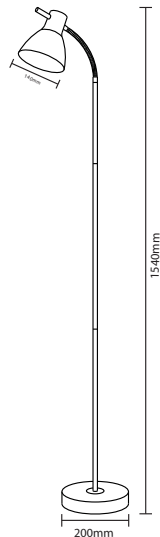
BOX QTY.

04

EAN Code

3800157610773

Max. Watts:	60W
Voltage/Frequency:	AC:220-240V,50Hz
Holder:	E27
IP Rating:	IP20
Color:	White
Body Type:	Aluminum + Glass



Black

Max. **60W** VT-7600

3703 Floor Lamp


BOX QTY.

04

EAN Code

3800157610766

Max. Watts:	60W
Voltage/Frequency:	AC:220-240V,50Hz
Holder:	E27
IP Rating:	IP20
Color:	Matt Black
Body Type:	Aluminum + Glass





White

7W VT-7700

8507 - 4000K Day White

Built In LED

BOX QTY.

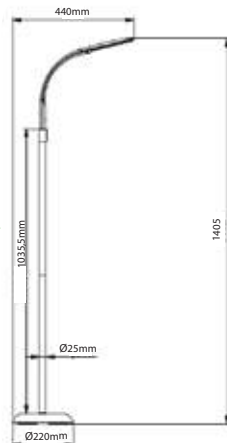
03

EAN Code

3800157620406

A+

Watts:	7W
Voltage/Frequency:	AC: 100-240V, 50/60Hz
Luminous Flux:	420lm
IP Rating:	IP20
CRI:	> 80
PF:	>0.5
Beam Angle:	120°
Color:	White
Body Type:	ABS + Metal



Black

7W VT-7700

8508 - 4000K Day White

Built In LED

BOX QTY.

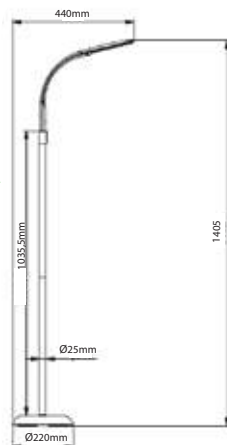
03

EAN Code

3800157620413

A+

Watts:	7W
Voltage/Frequency:	AC:100-240V,50/60Hz
Luminous Flux:	420lm
IP Rating:	IP20
CRI:	>80
PF:	>0.5
Beam Angle:	120°
Color:	Black
Body Type:	ABS + Metal








LED Innovative Lights

What better way to light up your living spaces, than with a lighting product that uses only solar energy. With absolutely zero wiring required - this product can function for up to 24 hours with just 6-7 hours of sunlight charging. With an inbuilt sensor, the product lights up upon detection of movement - hence there is no wastage of energy by any means.



Product Features

-  ZERO Electricity Cost
-  PIR Detective
-  Outdoor
-  Solar Powered
-  Light on/off automatically
-  Cordless

Applications

Suitable for Outdoor and Indoor Lighting

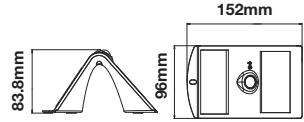
White

1.5W VT-767

3000K Warm White } 7096
4000K Day White }

BOX QTY.
 20

EAN Code
3800157616966



IP65
RATED

Watts:	1.5W	Sensing Range:	2-6 mtrs
Voltage:	3.7V Lithium Battery 1200mA	Charging Time:	6-7 hrs Sunlight Charging
Lumens:	200lm	Working Time:	Min 8 hrs and Max 24 hrs
Color:	4000K + 3000K	Protection Rating:	IP65
No. of LED:	10pcs (Front 8pcs, Back 2 pcs)	Material:	High quality Mono crystal Silicon
Detecting Angle:	120°	Dimension:	152 x 96 x 83.8mm



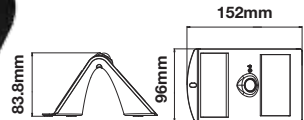
Black

1.5W VT-767

3000K Warm White } 7097
4000K Day White }

BOX QTY.
 20

EAN Code
3800157616973

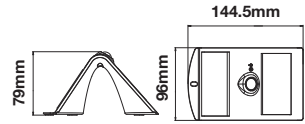


IP65
RATED

Watts:	1.5W	Sensing Range:	2-6 mtrs
Voltage:	3.7V Lithium Battery 1200mA	Charging Time:	6-7 hrs Sunlight Charging
Lumens:	200lm	Working Time:	Min 8 hrs and Max 24 hrs
Color:	4000K + 3000K	Protection Rating:	IP65
No. of LED:	10pcs (Front 8pcs, Back 2 pcs)	Material:	High quality Mono crystal Silicon
Detecting Angle:	120°	Dimension:	152 x 96 x 83.8mm

White
1.5W VT-767-2
 8276 - 4000K Day White

BOX QTY.
20
 EAN Code
 3800157627931

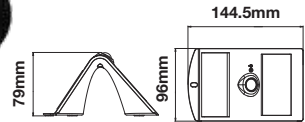


Watts:	1.5W	Sensing Range:	2-6 mtrs
Voltage:	3.7V Lithium Battery 1200mA	Charging Time:	6-7 hrs Sunlight Charging
Lumens:	220lm	Working Time:	Min 5-8 hrs and Max 24 hrs
Color:	4000K	Protection Rating:	IP65
No. of LED:	14pcs (Front 12pcs, Back 2 pcs)	Material:	ABS+PC
Detecting Angle:	120°	Dimension:	144.5 x 96 x 79 mm



Black
1.5W VT-767-2
 8277 - 4000K Day White

BOX QTY.
20
 EAN Code
 3800157627948



Watts:	1.5W	Sensing Range:	2-6 mtrs
Voltage:	3.7V Lithium Battery 1200mA	Charging Time:	6-7 hrs Sunlight Charging
Lumens:	220lm	Working Time:	Min 5-8 hrs and Max 24 hrs
Color:	4000K	Protection Rating:	IP65
No. of LED:	14pcs (Front 12pcs, Back 2 pcs)	Material:	ABS+PC
Detecting Angle:	120°	Dimension:	144.5 x 96 x 79 mm

White & Grey

2W VT-718

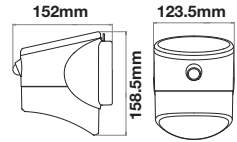
- 9853 - 3000K Warm White
- 9854 - 4000K Day White
- 9852 - 6000K White

BOX QTY.

12

EAN Code

- 3800157622806
- 3800157622813
- 3800157622790



Watts:	2W	Charging Time:	6-7 hrs Sunlight Charging
Lumens:	200lm	Working Time:	Min 5-8 hrs and Max 24 hrs
Color:	3000K , 4000K , 6000K	Protection Rating:	IP65
No. of LED:	18pcs (SMD 2835)	Material:	ABS + PC
Voltage:	3.7V Lithium Battery 1200 mAh	Size:	152 x 158.5x 123.5mm
Detecting Angle:	120°	Housing color:	White + Grey
Sensing Range:	2-6 mtrs		



White & Black

3W VT-768

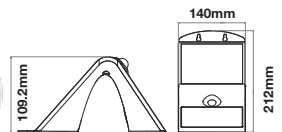
- 3000K Warm White } 7523
- 4000K Day White }

BOX QTY.

20

EAN Code

3800157619363



Watts:	3W	Sensing Range:	2-6 mtrs
Voltage:	3.7V Lithium Battery 2000mAh	Charging Time:	6-7 hrs Sunlight Charging
Lumens:	400lm	Working Time:	Min 5-8 hrs and Max 24 hrs
Color:	4000K + 3000K	Protection Rating:	IP65
No. of LED:	30pcs (Front 28pcs, Back 2 pcs)	Material:	ABS + PC
Detecting Angle:	60°	Dimension:	140 x 212 x 109.2

White & Black
6.8W VT-767-7

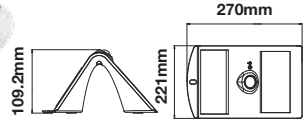
8278 - 4000K Day White

BOX QTY.

20

EAN Code

3800157627955



IP65
RATED

Watts:	6.8W	Sensing Range::	2-6 mtrs
Voltage:	3.7V Lithium Battery 1200mA	Charging Time:	6-7 hrs Sunlight Charging
Lumens:	800lm	Working Time:	Mode A: 5 hours, Mode B: 2-3 nights
Color:	4000K		Mode C: 3-4 nights
No. of LED:	60pcs (Front 56pcs, Back 4 pcs)	Protection Rating:	IP65
Detecting Angle:	120°	Material:	ABS+PC
		Dimension:	270 x 221 x 109.2 mm



Black
6.8W VT-767-7

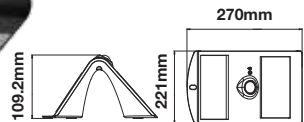
8279 - 4000K Day White

BOX QTY.

20

EAN Code

3800157627962



IP65
RATED

Watts:	6.8W	Sensing Range:	2-6 mtrs
Voltage:	3.7V Lithium Battery 1200mA	Charging Time:	6-7 hrs Sunlight Charging
Lumens:	800lm	Working Time:	Mode A: 5 hours, Mode B: 2-3 nights
Color:	4000K		Mode C: 3-4 nights
No. of LED:	60pcs (Front 56pcs, Back 4 pcs)	Protection Rating:	IP65
Detecting Angle:	120°	Material:	ABS+PC
		Dimension:	270 x 221 x 109.2 mm

Wireless Lights Switch Kit

Introducing the next generation self powered wireless switch, functions using RF receiver making it a hassle free experience. Offering a push button feature and a control distance up to 30 meters.



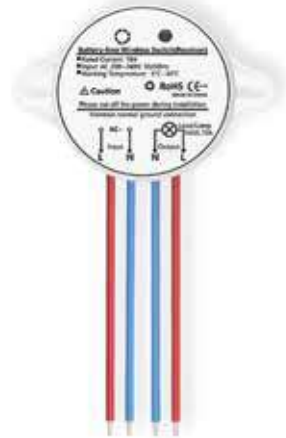
No Wiring



Wireless



Battery Free



Battery Free Wireless One Gang Switch Set

VT-541

EAN Code

BOX QTY.
50

8229

3800157624336

Switch

Working Type:	Push -Button
Power Mode:	Self Powered
Control Distance:	Up to 30 meters
Switch Lifetime:	>200,000
Operating Temp:	-5~40°C
Humidity:	0-95%RH
Dimensions:	Ø70X15.5mm
IP Rating:	IP20

Receiver

Input Voltage:	AC:200-265V,50/60Hz
Load Power:	Max 200W
Controller:	RF Receiver
Dimensions:	D:48x25mm

Switch Mounting Base

VT-540

EAN Code

BOX QTY.
200

8231

3800157624336

Dimensions: **86 x 86 x 11mm**



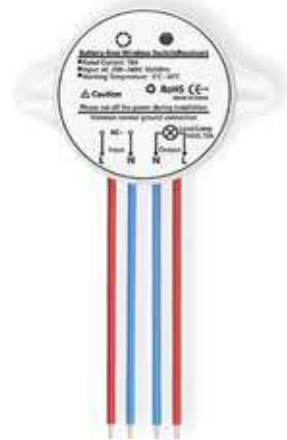
No Wiring



Wireless



Battery Free



Battery Free Wireless Two Gang Switch Set

VT-542

EAN Code

BOX QTY.

8230

3800157624343

20

Switch

Working Type:	Push -Button
Power Mode:	Self Powered
Control Distance:	Up to 30 meters
Switch Lifetime:	>200,000
Operating Temp:	-5~40°C
Humidity:	0-95%RH
Dimensions:	Ø70X15.5mm
IP Rating:	IP20

Receiver

Input Voltage:	AC:200-265V,50/60Hz
Load Power:	Max 200W
Controller:	RF Receiver
Dimensions:	D:48x25mm

Switch Mounting Base

VT-540

EAN Code

BOX QTY.

8231

3800157624336

200

Dimensions: **86 x 86 x 11mm**



LED Outdoor Lights

Transform the exteriors of a Building or a Garden into a Beautiful piece of Architecture. Simultaneously help navigate obstacles at night, prevent accidents and provide security.



Product Features

- Perfect replacement for traditional fittings as they are more flexible & efficient
- Work perfectly in extreme temperatures from -20° to $+45^{\circ}$ without any adverse effects
- Specifically designed for Outdoor use
- IP65/67 Protection Rating to ensure safety
- Low Maintenance
- Outstanding Colour options and settings

Applications

Used for Gardens, Outdoor Residential Areas, Walkways & Passages, Driveways, Fountains, Lawns, Entrance, Patio or Terrace and similar environments



MOTION
PIR
SENSOR

BOX QTY.
24



UP
AND
DOWN

LIGHTS

MOTION
PIR
SENSOR

BOX QTY.
12

Wall Fixtures

Model No:	VT-7621 PIR Sensor	VT-7622 PIR Sensor
SKU:	7502	7503
Type:	Wall	Wall
Holder:	GU10	2 x GU10
Material:	Stainless Steel	Stainless Steel
Color of Fixture:	Stainless Steel Brush	Stainless Steel Brush
IP Rating:	IP44	IP44
Dimension:	Ø110 x 67 x 163mm	Ø110 x 67 x 220mm
EAN Code:	3800157617611	3800157617628



BOX QTY.
24




UP
AND
DOWN

LIGHTS

BOX QTY.
16

Wall Fixtures

Model No:	VT-7621	VT-7622
SKU:	7501	7500
Type:	Wall	Wall
Holder:	GU10	2 x GU10
Material:	Stainless Steel	Stainless Steel
Color of Fixture:	Stainless Steel Brush	Stainless Steel Brush
IP Rating:	IP44	IP44
Dimension:	Ø93 x 85 x 118mm	Ø93 x 85 x 163mm
EAN Code:	3800157617604	3800157617598



Wall Fixtures

Model No:	VT-7632	VT-7631
SKU:	7504	7505
Type:	Wall	Wall
Holder:	2 x GU10	GU10
Material:	Stainless Steel	Stainless Steel
Color of Fixture:	Stainless Steel Brush	Stainless Steel Brush
IP Rating:	IP44	IP44
Dimension:	Ø110 x 60 x 178mm	Ø110 x 60 x 125mm
EAN Code:	3800157617635	3800157617642



Wall Fixtures

Model No:	VT-7641	VT-7642
SKU:	7506	7507
Type:	Wall	Wall
Holder:	GU10	2 x GU10
Material:	Stainless Steel	Stainless Steel
Color of Fixture:	Stainless Steel Brush	Stainless Steel Brush
IP Rating:	IP44	IP44
Dimension:	Ø105 x 76 x 118mm	Ø105 x 76 x 207mm
EAN Code:	3800157617659	3800157617666





BOX QTY.
24



BOX QTY.
24

Wall Fixtures

Model No:	VT-7651	VT-7510
SKU:	7508	7510
Type:	Wall	Wall
Holder:	GU10	GU10
Material:	Aluminium	Aluminium
Color of Fixture:	Black	Black
IP Rating:	IP44	IP44
Dimension:	Ø92 x 68 x 80mm	Ø92 x 68 x 80mm
EAN Code:	3800157617673	3800157617697



LIGHTS



BOX QTY.
16



LIGHTS



BOX QTY.
16



LIGHTS



BOX QTY.
12

Wall Fixtures

Model No:	VT-7652	VT-7511	VT-7662
SKU:	7509	7511	7512
Type:	Wall	Wall	Wall
Holder:	2 x GU10	2 x GU10	2 x GU10
Material:	Aluminium	Aluminium	Stainless Steel
Color of Fixture:	Black	Black	Black
IP Rating:	IP44	IP44	IP44
Dimension:	Ø92 x 68 x 150mm	Ø92 x 68 x 150mm	85 x 87 x 250mm
EAN Code:	3800157617680	3800157617703	3800157617710



BOX QTY.
20



BOX QTY.
24



BOX QTY.
24

Underground Fixtures

Model No:	VT-721 UG	VT-7677	VT-7677
SKU:	4791	7515	7516
Type:	Underground	Underground	Underground
Holder:	GU10	GU10	GU10
Material:	Aluminum, 304SS, Glass	Stainless Steel	Stainless Steel
Color of Fixture:	Black Lamp Body	Black	Black
IP Rating:	IP65	IP65	IP65
Dimension:	101 x 109 x 145mm	Ø110 x 110 x 120mm	110 x 110 x 120mm
EAN Code:	3800230625267	3800157617741	3800157617758



BOX QTY.
12



BOX QTY.
08

Garden Spikes

Model No:	VT-769	VT-770
SKU:	7517	7518
Type:	Garden Spike	Garden Spike
Holder:	GU10	GU10
Material:	Aluminium	Stainless Steel
Color of Fixture:	Black	Silver
IP Rating:	IP44	IP44
Dimension:	95 x 95 x 335mm	60 x 60 x 420mm
EAN Code:	3800157617765	3800157617772

Garden Lamps

V-TAC LED presents the perfect outdoor lighting to make your garden glow after the sun goes down. Step outside with our wide range of contemporary outdoor lighting and decorate your pathways, walls, floors and ceilings with our modern designs.



Product Features

- Traditional Garden Lamps designed to fit the Modern day requirements
- Available in different designs, shapes and sizes
- Waterproof Lamps available in series of IP rating from IP 44 to IP 66
- Easy installation
- Applicable with GU10 -E27 base lights
- Suitable for Walls, Floor, Pathways and Ceiling Lights

Applications

Suitable for Outdoor Lighting



Wall Lamp


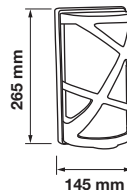
**PLASTIC
DIFFUSER**

VT-745
7064

EAN Code
3800157614399

BOX QTY.
 **12**

Voltage:	AC: 220-240V
Max.Watts:	40W
IP Rating:	IP54
Holder:	E27
Color of Fixture:	Matt Black
Body Type:	Aluminium + Plastic
Size:	145 x 265mm



Wall Lamp

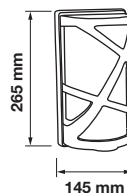
**PLASTIC
DIFFUSER**

VT-745
7065

EAN Code
3800157614405

BOX QTY.
 **12**

Voltage:	AC: 220-240V
Max.Watts:	40W
IP Rating:	IP54
Holder:	E27
Color of Fixture:	Dark Grey
Body Type:	Aluminium + Plastic
Size:	145 x 265mm





Wall Lamp

**PLASTIC
DIFFUSER**

VT-754

EAN Code

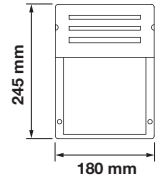
BOX QTY.

7077

3800157616300

10

Voltage:	AC: 220-240V
Max.Watts:	40W
IP Rating:	IP44
Holder:	E27
Color of Fixture:	White
Body Type:	Aluminium + Plastic
Size:	245 x 180 x 93mm



Wall Lamp

**PLASTIC
DIFFUSER**

VT-754

EAN Code

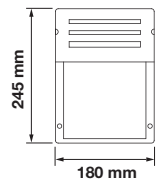
BOX QTY.

7076

3800157616294

10

Voltage:	AC: 220-240V
Max.Watts:	40W
IP Rating:	IP44
Holder:	E27
Color of Fixture:	Black
Body Type:	Aluminium + Plastic
Size:	245 x 180 x 93mm



Wall Lamp

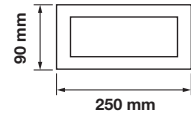


VT-7670
7513

EAN Code
3800157617727

BOX QTY.
 12

Voltage:	AC: 220-240V
Max.Watts:	14W
IP Rating:	IP44
Holder:	E27
Color of Fixture:	White
Body Type:	Stainless Steel + PC
Size:	250 x 90 x 100mm



Wall Lamp

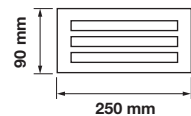


VT-7680
7514

EAN Code
3800157617734

BOX QTY.
 12

Voltage:	AC: 220-240V
Max.Watts:	14W
IP Rating:	IP44
Holder:	E27
Color of Fixture:	White
Body Type:	Stainless Steel + PC
Size:	250 x 90 x 100mm





Wall Lamp

VT-730

EAN Code

BOX QTY.

7046

3800157610391

 **06**

Voltage:	AC: 220-240V
Max.Watts:	40W
IP Rating:	IP44
Holder:	E27
Color of Fixture:	Black
Body Type:	Aluminum + Glass
Size:	200 x 238mm



Wall Lamp

VT-731

EAN Code

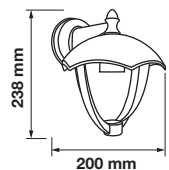
BOX QTY.

7047

3800157610407

 **06**

Voltage:	AC: 220-240V
Max.Watts:	40W
IP Rating:	IP44
Holder:	E27
Color of Fixture:	Black
Body Type:	Aluminum + Glass
Size:	200 x 238mm





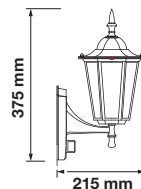
Wall Lamp

VT-751
7070

EAN Code
3800157616232

BOX QTY.
 10

Voltage:	AC: 220-240V
Max.Watts:	40W
IP Rating:	IP44
Holder:	E27
Color of Fixture:	Black
Body Type:	Aluminium + Glass
Size:	215 x375 x 170mm



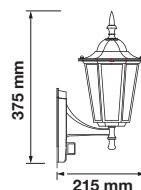
Wall Lamp

VT-751
7071

EAN Code
3800157616249

BOX QTY.
 10

Voltage:	AC: 220-240V
Max.Watts:	40W
IP Rating:	IP44
Holder:	E27
Color of Fixture:	White
Body Type:	Aluminium + Glass
Size:	215 x375 x 170mm



Wall Lamp

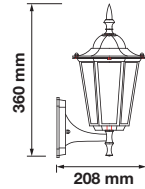


VT-749
7066

EAN Code
3800157616195

BOX QTY.
 10

Voltage:	AC: 220-240V
Max.Watts:	40W
IP Rating:	IP44
Holder:	E27
Color of Fixture:	Black
Body Type:	Aluminium + Glass
Size:	208 x 360 x170 mm



Wall Lamp

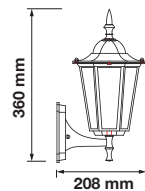


VT-749
7067

EAN Code
3800157616201

BOX QTY.
 10

Voltage:	AC: 220-240V
Max.Watts:	40W
IP Rating:	IP44
Holder:	E27
Color of Fixture:	White
Body Type:	Aluminium + Glass
Size:	208 x 360 x170 mm





Wall Lamp

VT-750

EAN Code

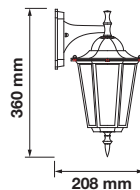
BOX QTY.

7068

3800157616218

10

Voltage:	AC: 220-240V
Max.Watts:	40W
IP Rating:	IP44
Holder:	E27
Color of Fixture:	Black
Body Type:	Aluminium + Glass
Size:	208 x 360 x170 mm



Wall Lamp

VT-750

EAN Code

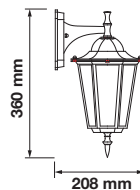
BOX QTY.

7069

3800157616225

10

Voltage:	AC: 220-240V
Max.Watts:	40W
IP Rating:	IP44
Holder:	E27
Color of Fixture:	White
Body Type:	Aluminium + Glass
Size:	208 x 360 x170 mm





Wall Lamp - Short up

VT-760

EAN Code

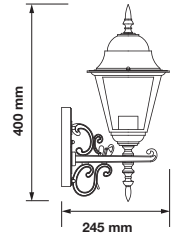
BOX QTY.

7519

3800157617789

12

Voltage:	AC: 220-240V
Max.Watts:	60W
IP Rating:	IP44
Holder:	E27
Color of Fixture:	Matt Black
Body Type:	Aluminium + Glass
Size:	225 x 400 x 148mm



Wall Lamp - Short up

VT-760

EAN Code

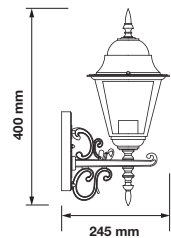
BOX QTY.

7520

3800157617796

152

Voltage:	AC: 220-240V
Max.Watts:	60W
IP Rating:	IP44
Holder:	E27
Color of Fixture:	Matt White
Body Type:	Aluminium + Glass
Size:	225 x 400 x 148mm



Wall Lamp - Long up



VT-761

EAN Code

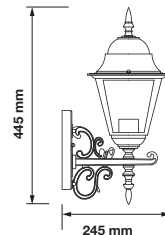
BOX QTY.

7521

3800157617802

08

Voltage:	AC: 220-240V
Max.Watts:	60W
IP Rating:	IP44
Holder:	E27
Color of Fixture:	Matt Black
Body Type:	Aluminium + Glass
Size:	245 x 445 x 185mm



Wall Lamp - Long up



VT-761

EAN Code

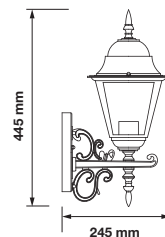
BOX QTY.

7522

3800157617819

08

Voltage:	AC: 220-240V
Max.Watts:	60W
IP Rating:	IP44
Holder:	E27
Color of Fixture:	Matt White
Body Type:	Aluminium + Glass
Size:	245 x 445 x 185mm





Ceiling Lamp

VT-752

EAN Code

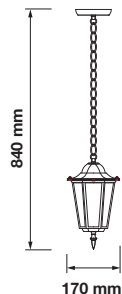
BOX QTY.

7072

3800157616256

10

Voltage:	AC: 220-240V
Max.Watts:	40W
IP Rating:	IP44
Holder:	E27
Color of Fixture:	Black
Body Type:	Aluminium + Glass
Size:	170 x 170 x 840mm



Ceiling Lamp

VT-752

EAN Code

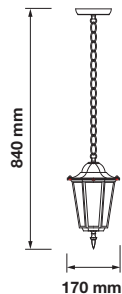
BOX QTY.

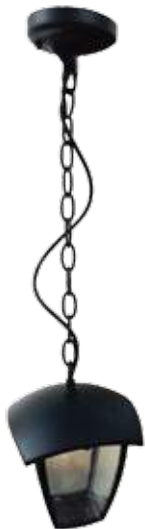
7073

3800157616263

10

Voltage:	AC: 220-240V
Max.Watts:	40W
IP Rating:	IP44
Holder:	E27
Color of Fixture:	White
Body Type:	Aluminium + Glass
Size:	170 x 170 x 840mm





Ceiling Lamp

VT-735

EAN Code

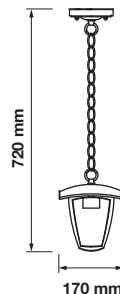
BOX QTY.

7058

3800157612616



Voltage:	AC: 220-240V
Max.Watts:	60W
IP Rating:	IP44
Holder:	E27
Color of Fixture:	Black
Body Type:	Aluminum + Glass
Size:	170 x 720mm



Stand Lamp

VT-736

EAN Code

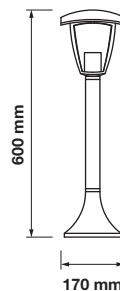
BOX QTY.

7059

3800157612623



Voltage:	AC: 220-240V
Max.Watts:	60W
IP Rating:	IP44
Holder:	E27
Color of Fixture:	Black
Body Type:	Aluminum + Glass
Size:	170 x 600mm





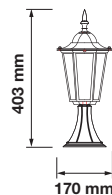
Stand Lamp

VT-753
7074

EAN Code
3800157616270

BOX QTY.
 10

Voltage:	AC: 220-240V
Max.Watts:	40W
IP Rating:	IP44
Holder:	E27
Color of Fixture:	Black
Body Type:	Aluminium + Glass
Size:	170 x 170 x 403mm



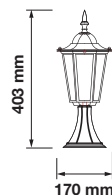
Stand Lamp

VT-753
7075

EAN Code
3800157616287

BOX QTY.
 10

Voltage:	AC: 220-240V
Max.Watts:	40W
IP Rating:	IP44
Holder:	E27
Color of Fixture:	White
Body Type:	Aluminium + Glass
Size:	170 x 170 x 403mm



Stand Lamp

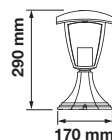
VT-734
7057

EAN Code
3800157612609

BOX QTY.
 10



Voltage:	AC: 220-240V
Max.Watts:	60W
IP Rating:	IP65
Holder:	E27
Color of Fixture:	Black
Body Type:	Aluminum + Glass
Size:	170 x 290mm





Stand Lamp

VT-737

EAN Code

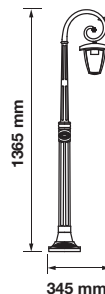
BOX QTY.

7060

3800157612630



01

Voltage: **AC: 220-240V**Max.Watts: **60W**IP Rating: **IP44**Holder: **E27**Color of Fixture: **Black**Body Type: **Aluminum + Glass**Size: **345 x 1365mm**

Stand Lamp

VT-738

EAN Code

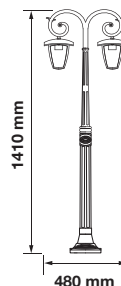
BOX QTY.

7061

3800157612647



01

Voltage: **AC: 220-240V**Max.Watts: **60W x 2**IP Rating: **IP44**Holder: **E27**Color of Fixture: **Black**Body Type: **Aluminum + Glass**Size: **480 x 1410mm**

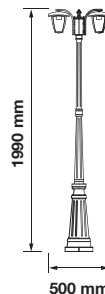


Stand Lamp

VT-739 EAN Code
7062 3800157612654

BOX QTY.
 01

Voltage:	AC: 220-240V
Max.Watts:	60W x 2
IP Rating:	IP44
Holder:	E27
Color of Fixture:	Black
Body Type:	Aluminum + Glass
Size:	500 x 1990mm

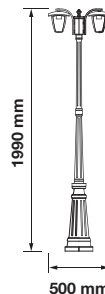


Stand Lamp

VT-740 EAN Code
7063 3800157612661

BOX QTY.
 01

Voltage:	AC: 220-240V
Max.Watts:	60W x 3
IP Rating:	IP44
Holder:	E27
Color of Fixture:	Black
Body Type:	Aluminum + Glass
Size:	500 x 1990mm





LED Wall Lights

Presenting modern wall lights, the perfect replacement from the old tradition lights. A combination which can be applied for indoor and outdoor lighting. Style up your bedroom, hall or even pathways with the soft light illuminated from our design.



Product Features

- Modern Wall lights available in sleek and stylish designs.
- Adjustable Beam Angle.
- Available in Black, Grey & White Colors
- Easy installation
- Perfect for Halls, Pathways, Bedroom, Kitchen & Terrace

Applications

Suitable for Residential lighting, Hotels, Restaurants, Resorts, Residential Lighting and similar environment



Wall Lamp

6W VT-741

7524 - 3000K Warm White
7525 - 4000K Day White

EAN Code

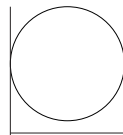
3800157620017
3800157620024

BOX QTY.

20



A++

IP65
RATED



ø 135 mm

Sensor Compatible:	6W	PF:	0.55
Voltage/Frequency:	AC220-240V, 50/60 Hz	Beam Angle:	360°
Luminous Flux:	660lm	Color of Fixture:	White
IP Rating:	IP65	Shape:	Die-cast Aluminum
CRI:	>80	Dimension:	Ø135 mm



Wall Lamp

9W VT-743

7526 - 3000K Warm White
7527 - 4000K Day White

EAN Code

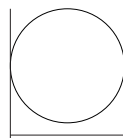
3800157620031
3800157620048

BOX QTY.

20

A++

IP65
RATED



ø 180 mm

Sensor Compatible:	9W	PF:	0.55
Voltage/Frequency:	AC220-240V, 50/60 Hz	Beam Angle:	360°
Luminous Flux:	990lm	Color of Fixture:	White
IP Rating:	IP65	Shape:	Die-cast Aluminum
CRI:	>80	Dimension:	Ø180 mm



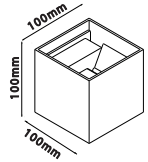
**Black Wall Light-
Adjustable Beam Angle**

IP65
RATED

BOX QTY.

20

A++



6W VT-759

EAN Code

7078 - 3000K Warm White
7087 - 4000K Day White

3800157616379
3800157616874

Sensor Compatible:	6W	PF:	>0.45
Voltage/Frequency:	AC: 110-240V, 50/60Hz	Beam Angle:	10-120°
Luminous Flux:	660lm	Color of Fixture:	Black
IP Rating:	IP65	Body Type:	Aluminium
CRI:	> 80	Dimension:	100 x 100 x 100mm

UP AND DOWN LIGHTS



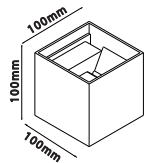
**White Wall Light-
Adjustable Beam Angle**

IP65
RATED

BOX QTY.

20

A++



6W VT-759

EAN Code

7079 - 3000K Warm White
7088 - 4000K Day White

3800157616386
3800157616881

Sensor Compatible:	6W	PF:	>0.45
Voltage/Frequency:	AC: 110-240V, 50/60Hz	Beam Angle:	10-120°
Luminous Flux:	660lm	Color of Fixture:	White
Body Type:	IP65	Body Type:	Aluminium
CRI:	> 80	Dimension:	100 x 100 x 100mm

UP AND DOWN LIGHTS



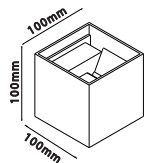
**Grey Wall Light-
Adjustable Beam Angle**

IP65
RATED

BOX QTY.

20

A++



6W VT-759

EAN Code

7080 - 3000K Warm White
7089 - 4000K Day White

3800157616393
3800157616898

Sensor Compatible:	6W	PF:	>0.45
Voltage/Frequency:	AC: 110-240V, 50/60Hz	Beam Angle:	10-120°
Luminous Flux:	660lm	Color of Fixture:	Grey
IP Rating:	IP65	Body Type:	Aluminium
CRI:	> 80	Dimension:	100 x 100 x 100mm

UP AND DOWN LIGHTS

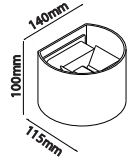


**Black Wall Light-
Adjustable Beam Angle**



BOX QTY.

20



6W VT-756

EAN Code

7081 - 3000K Warm White
7090 - 4000K Day White

3800157616409
3800157616904

Sensor Compatible:	6W	PF:	>0.45
Voltage/Frequency:	AC: 110-240V, 50/60Hz	Beam Angle:	10-120°
Luminous Flux:	660lm	Color of Fixture:	Black
IP Rating:	IP65	Body Type:	Aluminium
CRI:	> 80	Dimension:	140 x 100 x 115mm

UP AND DOWN LIGHTS

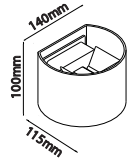


**White Wall Light-
Adjustable Beam Angle**



BOX QTY.

20



6W VT-756

EAN Code

7082 - 3000K Warm White
7091 - 4000K Day White

3800157616416
3800157616911

Sensor Compatible:	6W	PF:	>0.45
Voltage/Frequency:	AC: 110-240V, 50/60Hz	Beam Angle:	10-120°
Luminous Flux:	660lm	Color of Fixture:	White
Body Type:	IP65	Body Type:	Aluminium
CRI:	> 80	Dimension:	140 x 100 x 115mm

UP AND DOWN LIGHTS

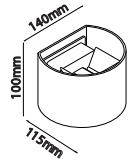


**Grey Wall Light-
Adjustable Beam Angle**



BOX QTY.

20



6W VT-756

EAN Code

7083 - 3000K Warm White
7092 - 4000K Day White

3800157616423
3800157616928

Sensor Compatible:	6W	PF:	>0.45
Voltage/Frequency:	AC: 110-240V, 50/60Hz	Beam Angle:	10-120°
Luminous Flux:	660lm	Color of Fixture:	Grey
IP Rating:	IP65	Body Type:	Aluminium
CRI:	> 80	Dimension:	140 x 100 x 115mm

UP AND DOWN LIGHTS



Wall Light-Rotatable

5W VT-757

7086 - 3000K Warm White
7093 - 4000K Day White

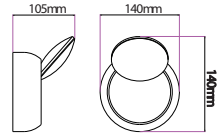
EAN Code

3800157616454
3800157616935

BOX QTY.

20

A++



Sensor Compatible:	5W	PF:	>0.45
Voltage/Frequency:	AC: 110-240V, 50/60Hz	Beam Angle:	10-360°
Luminous Flux:	560lm	Color of Fixture:	White
IP Rating:	IP20	Body Type:	Aluminium
CRI:	> 80	Dimension:	D:140 x 65mm-close Ø140 x 105mm-open



Black Wall Light

5W VT-758

7084 - 3000K Warm White
7094 - 4000K Day White

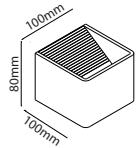
EAN Code

3800157616430
3800157616942

BOX QTY.


20

A++



Sensor Compatible:	5W	PF:	>0.45
Voltage/Frequency:	AC: 110-240V, 50/60Hz	Beam Angle:	120°
Luminous Flux:	560lm	Color of Fixture:	Black
Body Type:	IP20	Body Type:	Aluminium
CRI:	> 80	Dimension:	100 x 80 x 100mm

UP AND DOWN LIGHTS



White Wall Light

5W VT-758

7085 - 3000K Warm White
7095 - 4000K Day White

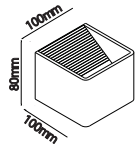
EAN Code

3800157616447
3800157616959

BOX QTY.

20

A++



Sensor Compatible:	5W	PF:	>0.45
Voltage/Frequency:	AC: 110-240V, 50/60Hz	Beam Angle:	120°
Luminous Flux:	560lm	Color of Fixture:	White
IP Rating:	IP20	Body Type:	Aluminium
CRI:	> 80	Dimension:	100 x 80 x 100mm

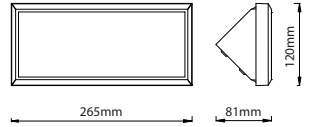
UP AND DOWN LIGHTS



NEW



LED Landscape Outdoor Soft Light



12W VT-8054

EAN Code

- 8233 - 3000K Warm White
- 8234 - 4000K Day White
- 8235 - 6400K White

- 3800157625739
- 3800157625746
- 3800157625753



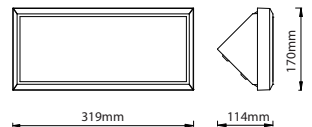
Sensor Compatible:	12W	PF:	>0.9
Voltage/Frequency:	AC: 100-240V, 50/60Hz	Beam Angle:	110°
Luminous Flux:	600lm	Color of Fixture:	Grey
IP Rating:	IP65	Body Type:	PC
CRI:	>80	Dimension:	265 x 120 x 81mm



NEW



LED Landscape Outdoor Soft Light



20W VT-8055

EAN Code

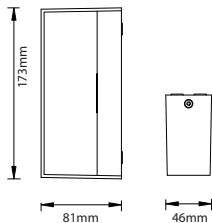
- 8236 - 3000K Warm White
- 8237 - 4000K Day White
- 8238 - 6400K White

- 3800157625760
- 3800157625777
- 3800157625784



Sensor Compatible:	20W	PF:	>0.9
Voltage/Frequency:	AC: 100-240V, 50/60Hz	Beam Angle:	110°
Luminous Flux:	1000lm	Color of Fixture:	Grey
IP Rating:	IP65	Shape:	PC
CRI:	>80	Dimension:	319 x 170 x 114mm

NEW



LED Up/down Outdoor Soft Light

9W VT-8056

EAN Code

8239 - 3000K Warm White

3800157625791

8240 - 4000K White

3800157625807

8241 - 6400K White

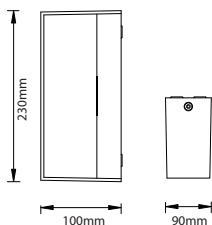
3800157625814

BOX QTY.
20



Sensor Compatible:	9W	PF:	>0.9
Voltage/Frequency:	AC: 100-240V, 50/60Hz	Beam Angle:	110°
Luminous Flux:	400lm	Color of Fixture:	Grey
IP Rating:	IP65	Body Type:	PC
CRI:	>80	Dimension:	173X81X46mm

NEW



LED Up/down Outdoor Soft Light

12W VT-8057

EAN Code

8242 - 3000K Warm White

3800157625821

8243 - 4000K Day White

3800157625838

8244 - 6400K White

3800157625845



BOX QTY.
20



Sensor Compatible:	12W	PF:	>0.9
Voltage/Frequency:	AC: 100-240V, 50/60Hz	Beam Angle:	110°
Luminous Flux:	600lm	Color of Fixture:	Grey
Body Type:	IP65	Body Type:	PC
CRI:	>80	Dimension:	230 x 100 x 90mm

NEW



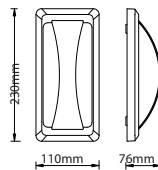
LED Bulkhead with Soft Light

12W VT-8058

EAN Code

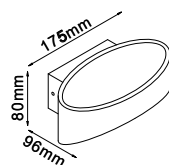
8245 - 3000K Warm White
8246 - 4000K Day White
8247 - 6000K White

3800157625852
3800157625869
3800157625876



Sensor Compatible:	12W	PF:	>0.9
Voltage/Frequency:	AC: 100-240V, 50/60Hz	Beam Angle:	110°
Luminous Flux:	500lm	Color of Fixture:	Grey
IP Rating:	IP65	Body Type:	PC
CRI:	>80	Dimension:	230 x 110 x 76mm

NEW



LED Wall Light

5W VT-705

EAN Code

8208 - 3000K Warm White
8232 - 4000K Day White


3800157623254
3800157624756



Sensor Compatible:	5W	PF:	>0.5
Voltage/Frequency:	AC:220-240V/50/60Hz	Beam Angle:	150°
Luminous Flux:	550lm	Color of Fixture:	White
IP Rating:	IP20	Body Type:	Aluminium
CRI:	>80	Dimension:	175 x 80 x 96mm



NEW



LED Wall Light

4W VT-704

8209 - 3000K Warm White
8210 - 4000K Day White

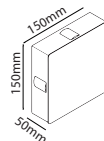


EAN Code

3800157623261
3800157623278

BOX QTY.


20



Sensor Compatible:	4W	PF:	>0.5
Voltage/Frequency:	AC:220-240V,50/60Hz	Beam Angle:	360°
Luminous Flux:	440lm	Color of Fixture:	White
IP Rating:	IP65	Body Type:	Aluminium+Acrylic
CRI:	>80	Dimension:	150 x 150 x 50mm

4SIDES
LIGHTS

NEW



LED Wall Light

4W VT-704

8211 - 3000K Warm White
8212 - 4000K Day White

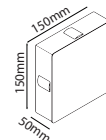


EAN Code

3800157623285
3800157623292

BOX QTY.

20



Sensor Compatible:	4W	PF:	>0.5
Voltage/Frequency:	AC:220-240V,50/60Hz	Beam Angle:	360°
Luminous Flux:	440lm	Color of Fixture:	Black
Body Type:	IP65	Body Type:	Aluminium+Acrylic
CRI:	>80	Dimension:	150 x 150 x 50mm

NEW



LED WallLight

4W VT-706

8213 - 3000K Warm White
8214 - 4000K Day White

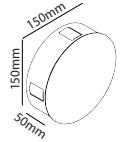


EAN Code

3800157623308
3800157623315

BOX QTY.


20



Sensor Compatible:	4W	PF:	>0.5
Voltage/Frequency:	AC:220-240V/50/60Hz	Beam Angle:	360°
Luminous Flux:	440lm	Color of Fixture:	White
IP Rating:	IP65	Body Type:	Aluminium+Acrylic
CRI:	>80	Dimension:	Ø150 x 50mm

4SIDES
LIGHTS

NEW



LED WallLight

4W VT-706

8215 - 3000K Warm White
8216 - 4000K Day White

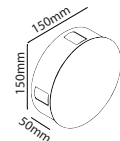


EAN Code

3800157623322
3800157623339

BOX QTY.

20



Sensor Compatible:	4W	PF:	>0.5
Voltage/Frequency:	AC:220-240V/50/60Hz	Beam Angle:	360°
Luminous Flux:	440lm	Color of Fixture:	Black
IP Rating:	IP65	Shape:	Aluminium+Acrylic
CRI:	>80	Dimension:	Ø150 x 50mm



NEW



LED WallLight

7W VT-707

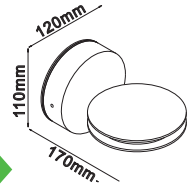
8217 - 3000K Warm White
8218 - 4000K Day White

BOX QTY.

20

EAN Code

3800157623346
3800157623353



Sensor Compatible:	Yes	PF:	>0.5
Voltage/Frequency:	AC:220-240V, 50/60Hz	Beam Angle:	360°
Luminous Flux:	770lm	Color of Fixture:	White
IP Rating:	IP65	Body Type:	Aluminium
CRI:	>80	Dimension:	110 x 120 x 170mm

NEW



LED WallLight

7W VT-707

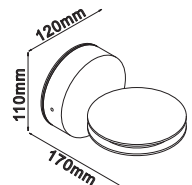
8219 - 3000K Warm White
8220 - 4000K Day White

BOX QTY.

20

EAN Code

3800157623360
3800157623377



Sensor Compatible:	Yes	PF:	>0.5
Voltage/Frequency:	AC:220-240V, 50/60Hz	Beam Angle:	360°
Luminous Flux:	770lm	Color of Fixture:	Black
IP Rating:	IP65	Shape:	Aluminium
CRI:	>80	Dimension:	110 x 120 x 170mm

NEW



LED Wall Light

9W VT-709

8221 - 3000K Warm White
8222 - 4000K Day White

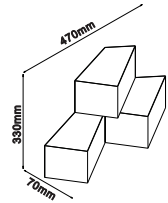
BOX QTY.

01

EAN Code

3800157623384
3800157623391

A+



Sensor Compatible:	Yes	PF:	>0.5
Voltage/Frequency:	AC:220-240V, 50/60Hz	Beam Angle:	360°
Luminous Flux:	990lm	Color of Fixture:	White
IP Rating:	IP20	Body Type:	Aluminium
CRI:	>80	Dimension:	440 x 335 x 75mm

NEW



LED Wall Light

9W VT-709

8223 - 3000K Warm White
8224 - 4000K Day White

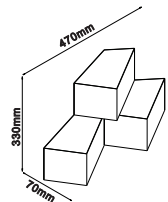
BOX QTY.

01

EAN Code

3800157623407
3800157623414

A+



Sensor Compatible:	Yes	PF:	>0.5
Voltage/Frequency:	AC:220-240V, 50/60Hz	Beam Angle:	360°
Luminous Flux:	990lm	Color of Fixture:	Black
IP Rating:	IP20	Body Type:	Aluminium
CRI:	>80	Dimension:	440 x 335 x 75mm

NEW



LED Wall Light

9W VT-710

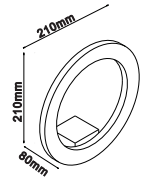
8225 - 3000K Warm White
8226 - 4000K Day White

BOX QTY.
20

EAN Code


3800157623421
3800157623438

A+



Sensor Compatible:	Yes	PF:	>0.5
Voltage/Frequency:	AC:220-240V, 50/60Hz	Beam Angle:	360°
Luminous Flux:	990lm	Color of Fixture:	White
Body Type:	IP20	Body Type:	Aluminium+Acrylic
CRI:	>80	Dimension:	Ø210 x 80mm

NEW



LED Wall Light

9W VT-710

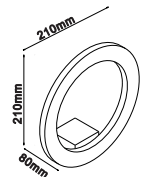
8227 - 3000K Warm White
8228 - 4000K Day White

BOX QTY.
20

EAN Code

3800157623445
3800157623452

A+



Sensor Compatible:	Yes	PF:	>0.5
Voltage/Frequency:	AC:220-240V, 50/60Hz	Beam Angle:	360°
Luminous Flux:	990lm	Color of Fixture:	Black
IP Rating:	IP20	Body Type:	Aluminium+Acrylic
CRI:	>80	Dimension:	Ø210 x 80mm

NEW



LED Wall Light

BOX QTY.

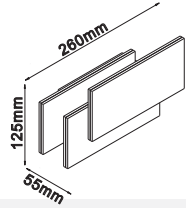
20

12W VT-712

8202 - 3000K Warm White
8203 - 4000K Day White

EAN Code
3800157623193
3800157623209

A+



Sensor Compatible:	Yes	PF:	>0.5
Voltage/Frequency:	AC:100-240V/50/60Hz	Beam Angle:	360°
Luminous Flux:	1100lm	Color of Fixture:	White
IP Rating:	IP20	Body Type:	Aluminium+Acrylic
CRI:	>80	Dimension:	260 x 125 x 55mm

NEW



LED Wall Light

BOX QTY.

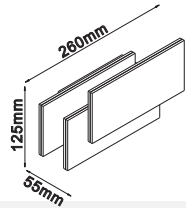
20

12W VT-712

8204 - 3000K Warm White
8205 - 4000K Day White

EAN Code
3800157623216
3800157623223

A+



Sensor Compatible:	Yes	PF:	>0.5
Voltage/Frequency:	AC:100-240V/50/60Hz	Beam Angle:	360°
Luminous Flux:	1100lm	Color of Fixture:	Black
Body Type:	IP20	Body Type:	Aluminium+Acrylic
CRI:	>80	Dimension:	260 x 125 x 55mm

NEW



LED Wall Light

BOX QTY.

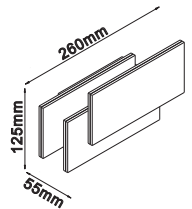
20

12W VT-712

8206 - 3000K Warm White
8207 - 4000K Day White

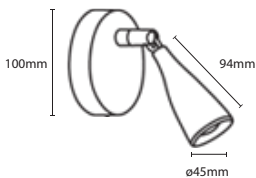
EAN Code
3800157623230
3800157623247

A+



Sensor Compatible:	Yes	PF:	>0.5
Voltage/Frequency:	AC:100-240V/50/60Hz	Beam Angle:	360°
Luminous Flux:	1100lm	Color of Fixture:	Grey
IP Rating:	IP20	Body Type:	Aluminium+Acrylic
CRI:	>80	Dimension:	260 x 125 x 55mm

NEW



LED WallLight

4.5W VT-805

8262 - 3000K Warm White
8264 - 4000K Day White

EAN Code

3800157627122
3800157627146

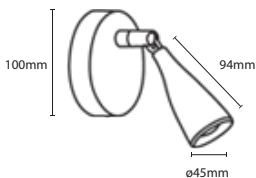
BOX QTY.

12

A+

Sensor Compatible:	Yes	PF:	>0.5
Voltage/Frequency:	AC:220-240V/50Hz	Beam Angle:	100°
Luminous Flux:	360lm	Color of Fixture:	White
IP Rating:	IP20	Body Type:	Plastic+Metal
CRI:	>80		

NEW



LED WallLight

4.5W VT-805

8263 - 3000K Warm White
8265 - 4000K Day White

EAN Code

3800157627139
3800157627153

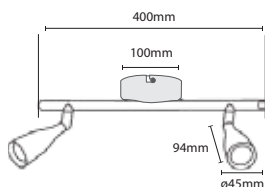
BOX QTY.

12

A+

Sensor Compatible:	Yes	PF:	>0.5
Voltage/Frequency:	AC:220-240V/50Hz	Beam Angle:	100°
Luminous Flux:	360lm	Color of Fixture:	Black
IP Rating:	IP20	Shape:	Plastic+Metal
CRI:	>80		

NEW



LED WallLight

9W VT-810

8266 - 3000K Warm White
8268 - 4000K Day White

EAN Code

3800157627160
3800157627184

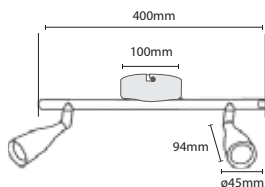
BOX QTY.

12

A+

Sensor Compatible:	Yes	PF:	>0.5
Voltage/Frequency:	AC:220-240V/50Hz	Beam Angle:	100°
Luminous Flux:	680lm	Color of Fixture:	White
IP Rating:	IP20	Body Type:	Plastic+Metal
CRI:	>80		

NEW



LED WallLight

9W VT-810

8267 - 3000K Warm White
8269 - 4000K Day White

EAN Code

3800157627177
3800157627191

BOX QTY.

12

A+

Sensor Compatible:	Yes	PF:	>0.5
Voltage/Frequency:	AC:220-240V/50Hz	Beam Angle:	100°
Luminous Flux:	680lm	Color of Fixture:	Black
IP Rating:	IP20	Shape:	Plastic+Metal
CRI:	>80		

NEW



LED WallLight

13.5W VT-813

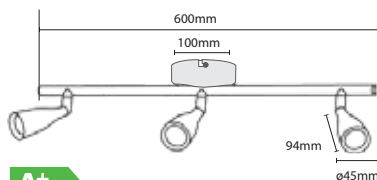
8270 - 3000K Warm White
8272 - 4000K Day White

BOX QTY.

12

EAN Code

3800157627207
3800157627221



A+

Sensor Compatible:	Yes	PF:	>0.5
Voltage/Frequency:	AC:220-240V/50Hz	Beam Angle:	100°
Luminous Flux:	1000lm	Color of Fixture:	White
IP Rating:	IP20	Body Type:	Plastic+Metal
CRI:	>80		

NEW



LED WallLight

13.5W VT-813

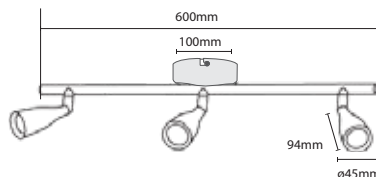
8271 - 3000K Warm White
8273 - 4000K Day White

BOX QTY.

12

EAN Code

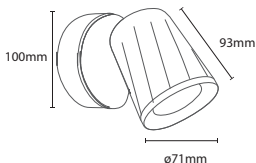
3800157627214
3800157627238



A+

Sensor Compatible:	Yes	PF:	>0.5
Voltage/Frequency:	AC:220-240V/50Hz	Beam Angle:	100°
Luminous Flux:	1000lm	Color of Fixture:	Black
IP Rating:	IP20	Shape:	Plastic+Metal
CRI:	>80		

NEW



LED WallLight

6W VT-806

8250 - 3000K Warm White
8252 - 4000K Day White

EAN Code

3800157627009
3800157627023

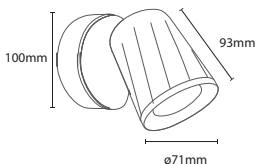
BOX QTY.

24

A+

Sensor Compatible:	Yes	PF:	>0.5
Voltage/Frequency:	AC:220-240V/50Hz	Beam Angle:	100°
Luminous Flux:	480lm	Color of Fixture:	White
IP Rating:	IP20	Body Type:	Plastic+Metal
CRI:	>80		

NEW



LED WallLight

6W VT-806

8251 - 3000K Warm White
8253 - 4000K Day White

EAN Code

3800157627016
3800157627030

BOX QTY.

24

A+

Sensor Compatible:	Yes	PF:	>0.5
Voltage/Frequency:	AC:220-240V/50Hz	Beam Angle:	100°
Luminous Flux:	480lm	Color of Fixture:	Black
IP Rating:	IP20	Shape:	Plastic+Metal
CRI:	>80		

NEW



LED WallLight

12W VT-812

8254 - 3000K Warm White
8256 - 4000K Day White

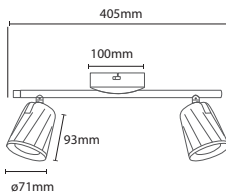
EAN Code

3800157627047
3800157627061

BOX QTY.

12

A+



Sensor Compatible:	Yes	PF:	>0.5
Voltage/Frequency:	AC:220-240V/50Hz	Beam Angle:	100°
Luminous Flux:	960lm	Color of Fixture:	White
IP Rating:	IP20	Body Type:	Plastic+Metal
CRI:	>80		

NEW



LED WallLight

12W VT-812

8255 - 3000K Warm White
8257 - 4000K Day White

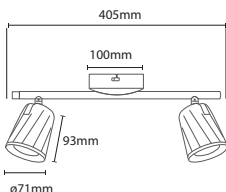
EAN Code

3800157627054
3800157627078

BOX QTY.

12

A+



Sensor Compatible:	Yes	PF:	>0.5
Voltage/Frequency:	AC:220-240V/50Hz	Beam Angle:	100°
Luminous Flux:	960lm	Color of Fixture:	Black
IP Rating:	IP20	Shape:	Plastic+Metal
CRI:	>80		

NEW



LED WallLight

18W VT-818

EAN Code

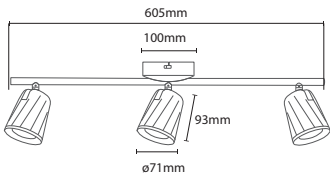
BOX QTY.

12

8258 - 3000K Warm White
8260 - 4000K Day White

3800157627085
3800157627108

A+



Sensor Compatible:	Yes	PF:	>0.5
Voltage/Frequency:	AC:220-240V/50Hz	Beam Angle:	100°
Luminous Flux:	1440lm	Color of Fixture:	White
IP Rating:	IP20	Body Type:	Plastic+Metal
CRI:	>80		

NEW



LED WallLight

18W VT-818

EAN Code

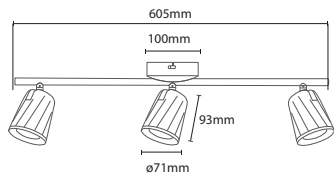
BOX QTY.

12

8259 - 3000K Warm White
8261 - 4000K Day White

3800157627092
3800157627115

A+



Sensor Compatible:	Yes	PF:	>0.5
Voltage/Frequency:	AC:220-240V/50Hz	Beam Angle:	100°
Luminous Flux:	1440lm	Color of Fixture:	Black
IP Rating:	IP20	Shape:	Plastic+Metal
CRI:	>80		



LED Display Screen

VTAC LED's Display screen series perfectly designed for the best video output and display of images and information. Offering Display color of 281 trillions(synchronized). The perfect product for advertising and marketing.



Product Features

- Powerful LED display screen available in Indoor and Outdoor series
- Displays digital content such as Video, Images & Information
- Good Brand Value addition for Advertising
- Easy Installation

Applications

Suitable for Outdoor and Indoor Advertising, Hotel conference room, Restaurants, Showrooms, Casinos, Government facilities, Theaters, Retail outlets, Traffic control room, Security monitoring room, Stage background, HD cinema, Shopping malls, Railway stations, Airports.



Indoor Display Screen

P5 Indoor LED Finished Cabinet

SKU EAN Code
11077 3800157617468 **A++**

BOX QTY.
06



Screen Parameter

Pixel Density	40000dots/sqm
Brightness	1800nits
Optimum View Distance	more than 5m
Gray Scale	16bits
Display Color	281 trillions(synchronized)
Operation Power	220V-240V
Max Power Consumption	750W/sqm
Control Mode	Synchronized
Refresh Frequency	400-700HZ
Fram Frequency	60HZ
Surport Signal Input	S-Video,RGBHV,YUV etc.
Control Distance	UTP140M,SINGLE MODE FIBER 15KM
Life Span(50% Brightness)	100000hrs
IP(Front/rear)	IP20

LED Cabinet Parameter

Cabinet Size(L*h*d)	640*640mm
Cabinet Resolution	128*128
Module Quantity Each Cabinet	2*4=8
Average Power Consumption	300w/cabinet
Cabinet Material	Iron
Cabinet Size	8kg/cabinet

LED Module Parameter

Pixel Pitch	5mm
Led Specification	SMD3528
Led Configuration	SMD 3 in 1
Module Size	320*160mm
Module Resolution	64*32=2048dot
Drive Method	1/16 scan constant current
Drive IC	SM16106



Indoor Display Screen

P4 Indoor LED Display Screen

SKU **11079** EAN Code **3800157619493**



BOX QTY.
06



Plug & Play



Ideal For Renting Purpose



Portable Moving For Events

Screen Parameter

Pixel Density	62500dots/sqm
Brightness	1100nits
Optimum View Distance	more than 5m
Gray Scale	16bits
Display Color	281 trillions(synchronized)
Operation Power	AC 220V-240V/ 50/60Hz
Power Consumption	300W/cabinet
Control Mode	Synchronized
Refresh Frequency	400-700HZ
Surport Signal Input	S-Video,RGBHV,YUV etc.
Control Distance	UTP140M,SINGLE MODE FIBER 15KM
Life Span(50% Brightness)	100000hrs
IP(Front)	IP40
Control System	PCTV nonlinearity card, DVI display card Linsn control system

LED Cabinet Parameter

Cabinet Size(L*h*d)	512*512*85mm
Cabinet Resolution	128*128
Module Quantity Each Cabinet	2*4=8
Power Consumption	300w/cabinet
Cabinet Material	Iron
Cabinet Weight	8kg/cabinet

LED Module Parameter

Pixel Pitch	4mm
Led Specification	SMD2121
Led Configuration	SMD 3 in 1
Module Size	256*128mm
Module Resolution	64*32=2048dot
Drive Method	1/16 scan constant current
Drive IC	SM16106
Power Consumption	25-30W

Windows 10



DUAL DISPLAY TOUCH SCREEN



Media Player SKU **11088** EAN Code **3800157622820** **BOX QTY.** **04**

Features:

- | | |
|-----------------------------------------------------------------------------------|---------------------------------------------------------|
| <input checked="" type="checkbox"/> LED Display Player with Industrial PC | <input checked="" type="checkbox"/> Input - AC:120-260V |
| <input checked="" type="checkbox"/> One TS802 sending card inside | <input checked="" type="checkbox"/> 1 x Audio In |
| <input checked="" type="checkbox"/> Dual Display - Supports Max 1280*800 | <input checked="" type="checkbox"/> 1 x Audio Out |
| <input checked="" type="checkbox"/> Supports SD Memory Card/USB/HDMI Out/Internet | <input checked="" type="checkbox"/> 1 x DVI In |
| <input checked="" type="checkbox"/> USB and SD Card Memory Playing | <input checked="" type="checkbox"/> 1 x HDMI Out |
| <input checked="" type="checkbox"/> Compact and Easy to Install | <input checked="" type="checkbox"/> 4 USB Interface |
| <input checked="" type="checkbox"/> 7" Touch Screen with windows 10 Inside | |
| <input checked="" type="checkbox"/> Size - 320*180*50mm | |

Accessories:



Sending Box **BOX QTY.** **20**
SKU **500082**



Sending Card 802 **BOX QTY.** **20**
SKU **500081**



Stylish

Pendants

Includes all mounting hardware for quick and easy installation and filament vintage style bulb recommended (sold separately).

Product Features

- Stylish pendant lamps available in various shapes, material and sizes.
- Most suitable with A60, Candle, ST-64 & Globe Bulb Series.
- Easy to Install.
- Vibrant & elegant colors available.
- Applicable with E14 & E27 base.
- Pendant holders available in Bottle Shape, Chrome, Wooden, Concrete, Metal & Porcelain series.

Applications

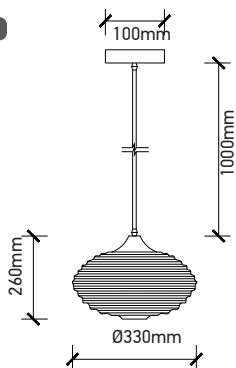
Perfect choice for Hotels, Bars, Commercial & Residential Lighting.



VT-7350
Huge Transparent

SKU: 3879
EAN Code: 3800157620970
Material: Glass + Metal
Size: 330 x 260 x 1000mm

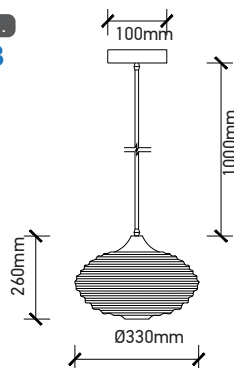
BOX QTY.
08



VT-7350
Huge Black

SKU: 3880
EAN Code: 3800157620987
Material: Glass + Metal
Size: 330 x 260 x 1000mm

BOX QTY.
08





VT-7306

Transparent chrome

3 wire suspension

SKU: 3883

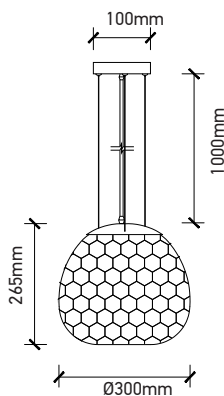
EAN Code: 3800157621014

Material: Glass

Size: Ø300 x 265 x 1000mm

BOX QTY.

08

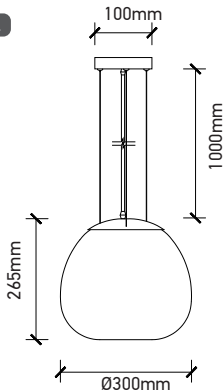




VT-7292
Gun Grey- 3 wire suspension

SKU: 3887
EAN Code: 3800157621052
Material: Glass
Size: Ø300 x 265 x 1000mm

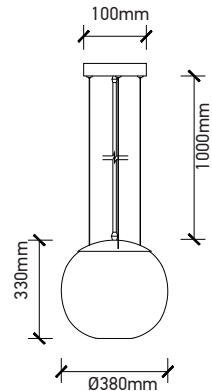
BOX QTY.
 **08**



VT-7380
Gun Grey- 3 wire suspension

SKU: 3888
EAN Code: 3800157621069
Material: Glass
Size: Ø380 x 330 x 1000mm

BOX QTY.
 **08**

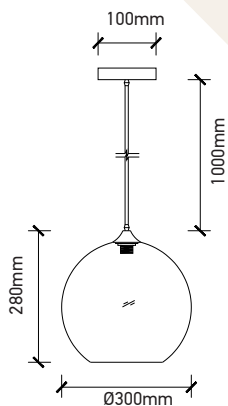



VT-7303
Amber Globe Shape

SKU: 3866
EAN Code: 3800157620765
Material: Glass + Metal
Size: 300 x 280 x 1000mm

BOX QTY.

08

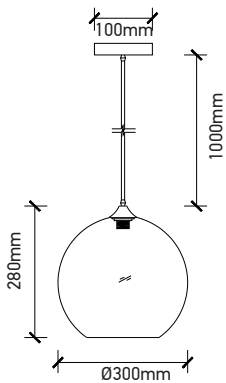




VT-7302
Transparent Globe Glass

SKU: 3865
EAN Code: 3800157620758
Material: Glass + Metal
Size: 300 x 280 x 1000mm

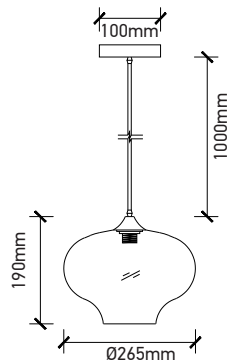
BOX QTY.
 12



VT-7229
Transparent Artistic Shape

SKU: 3867
EAN Code: 3800157620772
Material: Glass + Metal
Size: 265 x 190 x 1000mm

BOX QTY.
 12

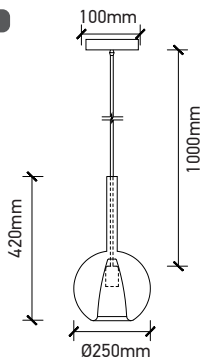




VT-7304
Double Glass- Amber + White

SKU: 3875
EAN Code: 3800157620932
Material: Glass + Metal
Size: 250 x 420 x 1000mm

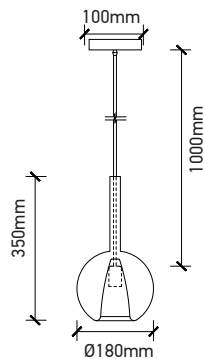
BOX QTY.
 08



VT-7181
Double Glass- Amber + White

SKU: 3878
EAN Code: 3800157620963
Material: Glass + Metal
Size: 180 x 350 x 1000mm

BOX QTY.
 09

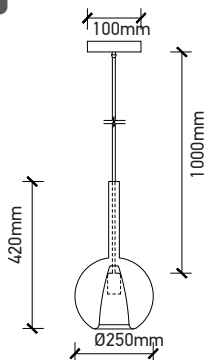




VT-7304
Double Glass- Gungrey+White

SKU: 3876
EAN Code: 3800157620949
Material: Glass + Metal
Size: 250 x 420 x 1000mm

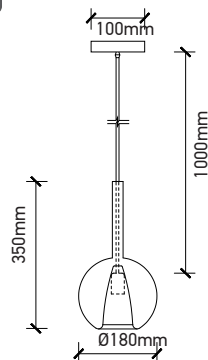
BOX QTY.
 **08**



VT-7181
Double Glass- Gungrey+White

SKU: 3877
EAN Code: 3800157620956
Material: Glass + Metal
Size: 180 x 350 x 1000mm

BOX QTY.
 **09**

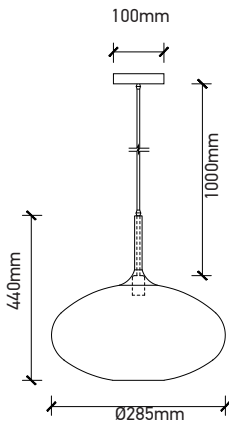




VT-7281
White Glass

SKU: 3884
EAN Code: 3800157621021
Material: Glass + Metal
Size: 285 x440 x1000mm

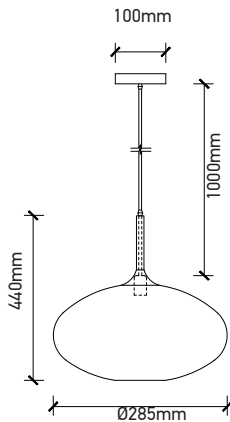
BOX QTY.
 **04**



VT-7281
Black Glass

SKU: 3885
EAN Code: 3800157621038
Material: Glass + Metal
Size: 285 x440 x1000mm

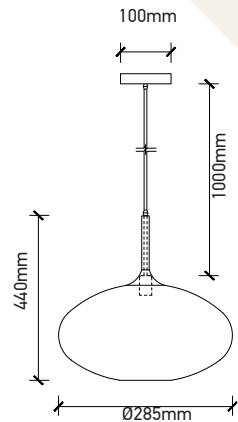
BOX QTY.
 **04**



VT-7281
Amber Glass

SKU: 3886
EAN Code: 3800157621045
Material: Glass + Metal
Size: 285 x440 x1000mm

BOX QTY.
 **04**

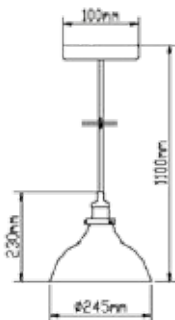




VT-7210

Transparent Glass  **08**


SKU: 3730
EAN Code: 3800157611039
Material: Glass + Metal
Size: 245 x 230 x 1100mm



VT-7140

Amber Glass  **12**

SKU: 3736
EAN Code: 3800157611091
Material: Glass + Metal
Size: 140 x 240 x 1130mm






VT-7140
Transparent Glass

SKU: 3735
EAN Code: 3800157611084
Material: Glass + Metal
Size: 140 x 240 x1130mm


BOX QTY.
08



VT-7185
Transparent Glass

SKU: 3738
EAN Code: 3800157611114
Material: Glass + Metal
Size: 180 x 230 x1110mm

BOX QTY.
12

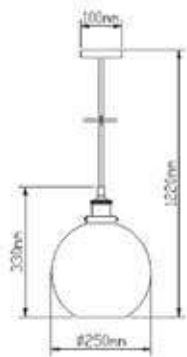




VT-7250
Transparent Glass

SKU: 3739
EAN Code: 3800157611121
Material: Glass + Metal
Size: 250 x 330 x 1220mm

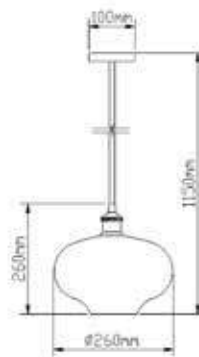
BOX QTY.
08



VT-7290
Amber Glass

SKU: 3741
EAN Code: 3800157611145
Material: Glass + Metal
Size: 260 x 260 x 1150mm

BOX QTY.
08

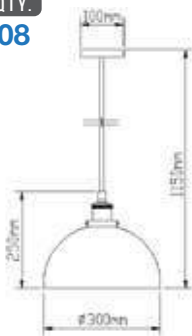




VT-7300
Transparent Glass

SKU: 3737
EAN Code: 3800157611107
Material: Glass + Metal
Size: 300 x 250 x 1150mm

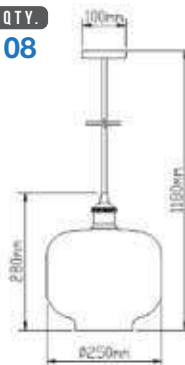
BOX QTY.
 **08**



VT-7320
Amber Glass

SKU: 3740
EAN Code: 3800157611138
Material: Glass + Metal
Size: 250 x 280 x 1180mm

BOX QTY.
 **08**

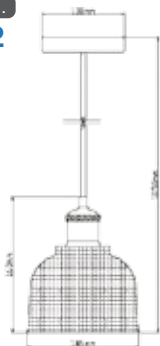




VT-7150
Amber Glass

SKU: 3732
EAN Code: 3800157611053
Material: Glass + Metal
Size: 145 x 160 x 1050mm

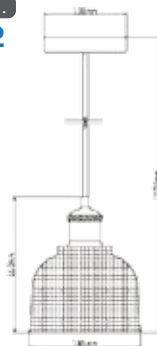
BOX QTY.
12



VT-7150
Green Glass

SKU: 3734
EAN Code: 3800157611077
Material: Glass + Metal
Size: 145 x 160 x 1050mm

BOX QTY.
12

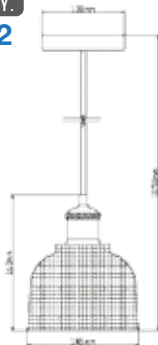




VT-7150
Red Glass

SKU: 3731
EAN Code: 3800157611046
Material: Glass + Metal
Size: 145 x 160 x 1050mm

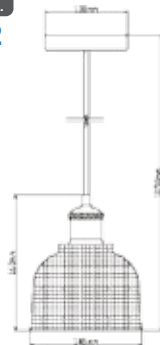
BOX QTY.
12



VT-7150
Clear Glass

SKU: 3733
EAN Code: 3800157611060
Material: Glass + Metal
Size: 145 x 160 x 1050mm

BOX QTY.
12





VT-7220
Transparent Glass

SKU: 3727
EAN Code: 3800157611008
Material: Glass + Metal
Size: 220 x 280 x 1150mm

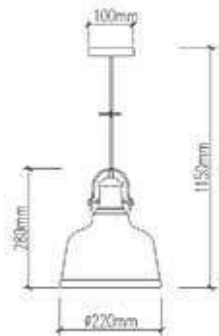
BOX QTY.
08



VT-7220
Amber Glass

SKU: 3726
EAN Code: 3800157610995
Material: Glass + Metal
Size: 220 x 280 x 1150mm

BOX QTY.
08

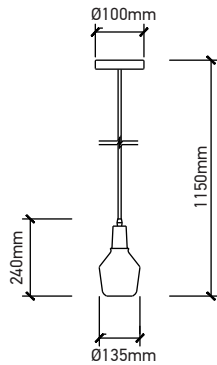




VT-7130
Transparent Glass

SKU: 3818
EAN Code: 3800157615433
Material: Glass + Wood
Size: 135 x 240 x 1150mm

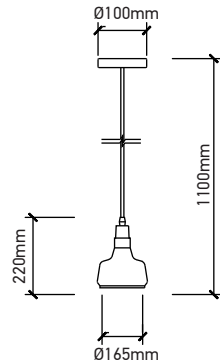
BOX QTY.
08



VT-7170
Transparent Glass

SKU: 3819
EAN Code: 3800157615440
Material: Glass + Wood
Size: 165 x 220 x 1100mm

BOX QTY.
08



NEW



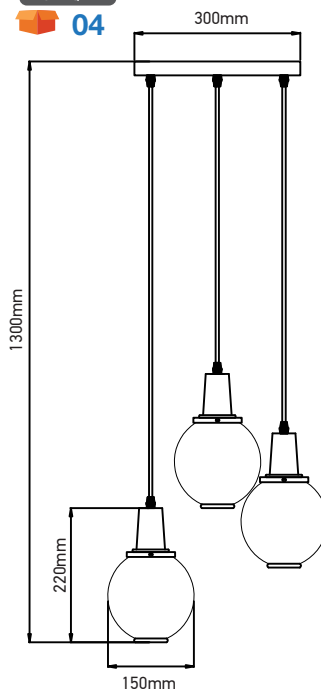
VT-7307

Amber Glass

SKU: 3926
EAN Code: 3800157626217
Material: Glass + Wood
Size: 300 x 1300mm

BOX QTY.

04





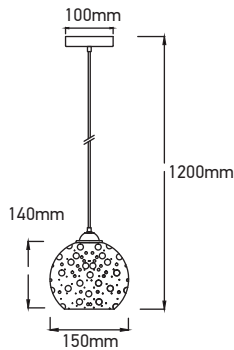
3D Glass

VT-7015

Glass

SKU: 3830
EAN Code: 3800157616652
Material: Glass
Size: 150 x 140 x 1200mm

BOX QTY.
10

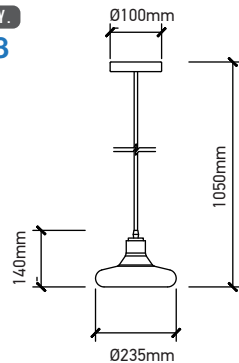


VT-7240

Transparent Glass

SKU: 3820
EAN Code: 3800157615457
Material: Glass + Wood
Size: 235 x 140 x 1050mm

BOX QTY.
08

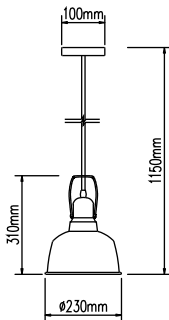




VT-7422
Black

SKU: 3728
EAN Code: 3800157611015
Material: Aluminum
Size: 230 x 310x 1150mm

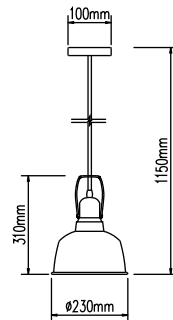
BOX QTY.
 **08**



VT-7422
White

SKU: 3729
EAN Code: 3800157611022
Material: Aluminum
Size: 230 x 310x 1150mm

BOX QTY.
 **08**

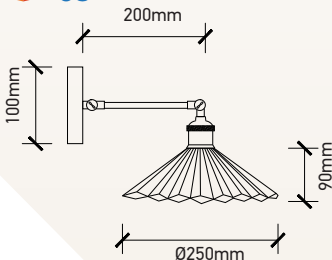




VT-7180
Transparent V Shape

SKU: 3863
EAN Code: 3800157620734
Material: Glass + Metal
Size: Ø250 x 90mm

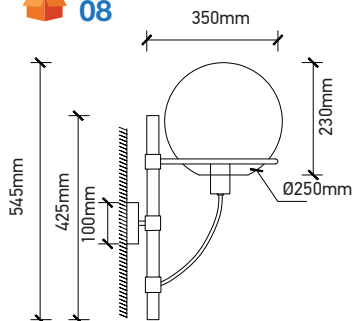
BOX QTY.
 **08**



VT-7226
Transparent Globe Shape

SKU: 3864
EAN Code: 3800157620741
Material: Glass + Metal
Size: Ø250 x 230mm

BOX QTY.
 **08**





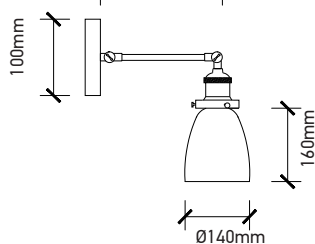
VT-7142

Transparent Cone Shape

SKU: 3861
EAN Code: 3800157620710
Material: Glass + Metal
Size: 140 x 160mm

BOX QTY.

08 200mm



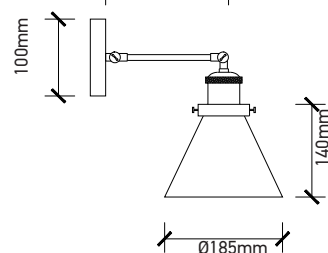
VT-7143

Transparent V Shape

SKU: 3862
EAN Code: 3800157620727
Material: Glass + Metal
Size: 185 x 140 mm

BOX QTY.

08 200mm





NEW

VT-7151
Green Glass Cover

BOX QTY.
06

SKU: 3912
EAN Code: 3800157626071
Material: Glass + Metal

VT-7151
Blue Glass Cover

BOX QTY.
06

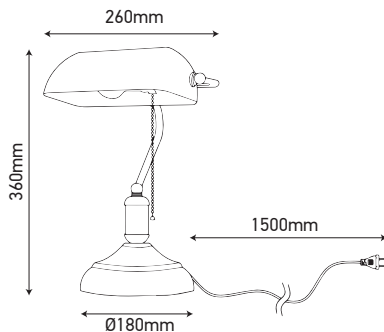
SKU: 3913
EAN Code: 3800157626088
Material: Glass + Metal



VT-7151
Gold Glass Cover

BOX QTY.
06

SKU: 3914
EAN Code: 3800157626095
Material: Glass + Metal

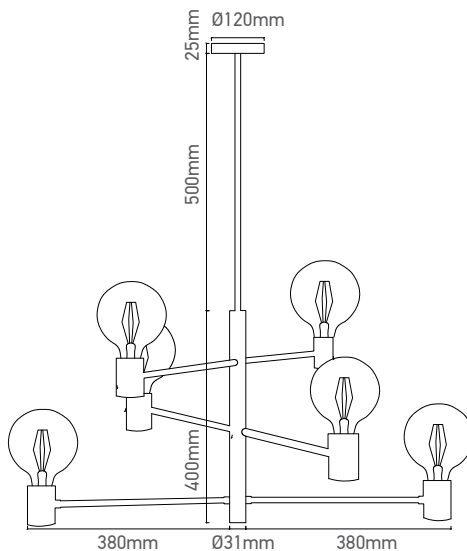




VT-7400
Modern 6 Bulb Chandelier -Movable

SKU: 3889
EAN Code: 3800157621076
Material: Metal

BOX QTY.
 **04**

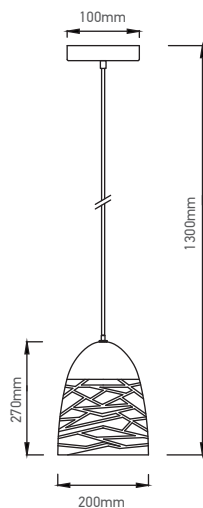




VT-7200
Matt Grey

SKU: 3822
EAN Code: 3800157616577
Material: Metal
Size: 200 x 270 x 1300mm

BOX QTY.
 **08**





VT-7200
Champagne Gold

SKU: 3821
EAN Code: 3800157616560
Material: Metal
Size: 200 x 270 x 1300mm

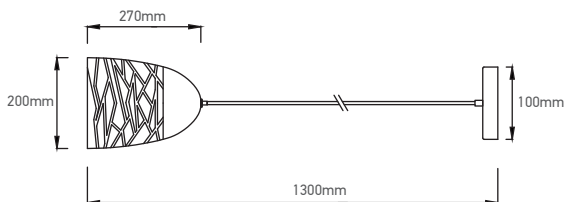
BOX QTY.
 **08**



VT-7200
Matt White

SKU: 3823
EAN Code: 3800157616584
Material: Metal
Size: 200 x 270 x 1300mm

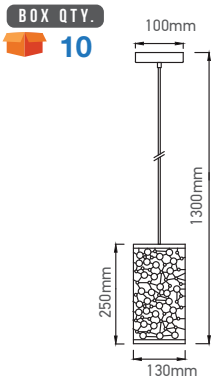
BOX QTY.
 **08**





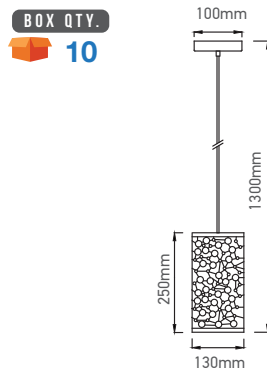
VT-7131
Champagne Gold

SKU: 3824
EAN Code: 3800157616591
Material: Metal
Size: 130 x 250 x 1300mm



VT-7131
Matt Black

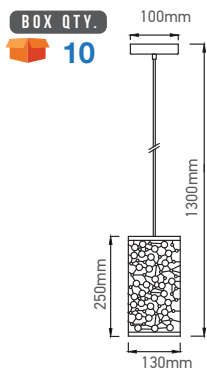
SKU: 3825
EAN Code: 3800157616607
Material: Metal
Size: 130 x 250 x 1300mm





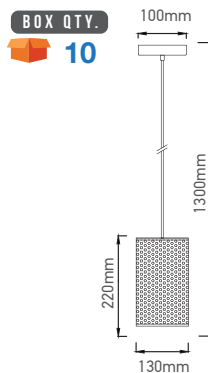
VT-7131
Matt White

SKU: 3826
EAN Code: 3800157616614
Material: Metal
Size: 130 x 250 x 1300mm



VT-7132
Champagne Gold

SKU: 3827
EAN Code: 3800157616621
Material: Metal
Size: 130 x 220 x 1300mm

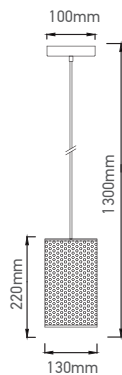




VT-7132
Matt Black

SKU: 3828
EAN Code: 3800157616638
Material: Metal
Size: 133 x 250 x 1300mm

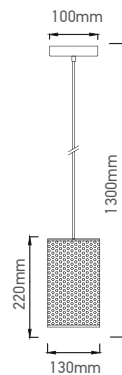
BOX QTY.
10



VT-7132
Matt White

SKU: 3829
EAN Code: 3800157616645
Material: Metal
Size: 130 x 220 x 1300mm

BOX QTY.
10

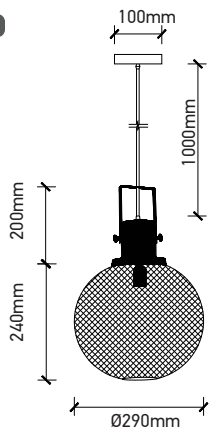




VT-7332
Black Metal Globe Mesh

SKU: 3859
EAN Code: 3800157620697
Material: Metal
Size: Ø290 x 1000 x 1340mm

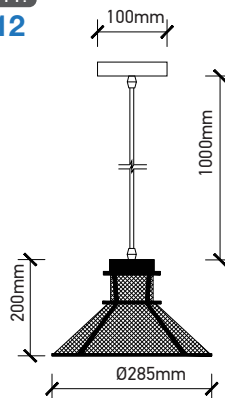
BOX QTY.
 **08**



VT-7252
Black Metal V Shape

SKU: 3860
EAN Code: 3800157620703
Material: Metal
Size: Ø290 x 1000 x 1340mm

BOX QTY.
 **12**





VT-8300
Rose Gold

SKU: 3710
EAN Code: 3800157610834
Material: Iron with Electric
Copper Paint
Size: Ø300mm

BOX QTY.
04





VT-8150
Rose Gold

SKU: 3713
EAN Code: 3800157610865
Material: Iron with Electric Copper Paint
Size: Ø150mm

BOX QTY.
 **10**



VT-8220
Rose Gold

SKU: 3711
EAN Code: 3800157610841
Material: Iron with Electric Copper Paint
Size: Ø220mm

BOX QTY.
 **04**





VT-8150
Chrome

SKU: 3712
EAN Code: 3800157610865
Material: Iron with Electric
Copper Paint
Size: Ø150mm

BOX QTY.
10



VT-8255
Rose Gold

SKU: 3709
EAN Code: 3800157610827
Material: Iron with Electric
Copper Paint
Size: Ø250mm

BOX QTY.
04





VT-8180
Chrome

SKU: 3707
EAN Code: 3800157610803
Material: Iron with Electric
Copper Paint
Size: Ø180mm

BOX QTY.
04



VT-8180
Rose Gold

SKU: 3708
EAN Code: 3800157610810
Material: Iron with Electric
Copper Paint
Size: Ø180mm

BOX QTY.
08





VT-8170
Rose Gold

SKU: 3714
EAN Code: 3800157610872
Material: Iron with Electric
Copper Paint
Size: Ø170mm

BOX QTY.
 **08**



VT-8230
Rose Gold

SKU: 3715
EAN Code: 3800157610889
Material: Iron with Electric
Copper Paint
Size: Ø230mm

BOX QTY.
 **04**





VT-8175
Chrome

SKU: 3705
EAN Code: 3800157610780
Material: Iron with Electric
Copper Paint
Size: Ø170mm

BOX QTY.
 **04**



VT-8175
Rose Gold

SKU: 3706
EAN Code: 3800157610797
Material: Iron with Electric
Copper Paint
Size: Ø170mm

BOX QTY.
 **08**





VT-8200
Rose Gold

SKU: 3716
EAN Code: 3800157610896
Material: Iron with Electric
Copper Paint
Size: Ø200mm

BOX QTY.
 **04**



VT-8250
Rose Gold

SKU: 3717
EAN Code: 3800157610902
Material: Iron with Electric
Copper Paint
Size: Ø250mm



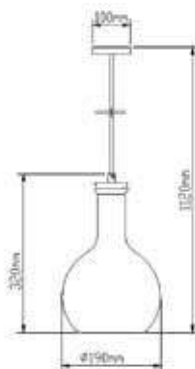


VT-7205

White Glass

SKU: 3759
EAN Code: 3800157611329
Material: Glass + Wood
Size: 190 x 320 x 1120mm

BOX QTY.
 **08**






VT-7175
White Glass

SKU: 3758
EAN Code: 3800157611312
Material: Glass + Wood
Size: 170 x 320 x 1120mm

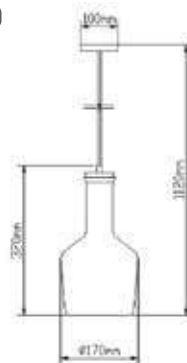
BOX QTY.
 08



VT-7177
Clear Glass

SKU: 3760
EAN Code: 3800157611336
Material: Glass + Wood
Size: 170 x 320 x 1120mm

BOX QTY.
 08

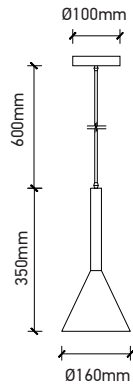




VT-7162
White

SKU: 3868
EAN Code: 3800157620789
Material: Aluminum
Size: Ø160 x350 x600mm

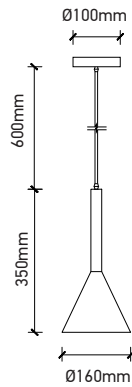
BOX QTY.
 **20**



VT-7162
Black

SKU: 3869
EAN Code: 3800157620796
Material: Aluminum
Size: Ø160 x350 x600mm

BOX QTY.
 **20**

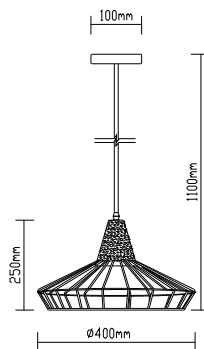




VT-7330

SKU: 3849
EAN Code: 3800157618984
Material: Concrete and Iron
Size: 400 x 250 x 1100mm

BOX QTY.
 **04**

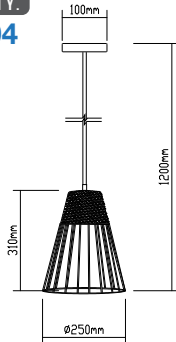




VT-7253

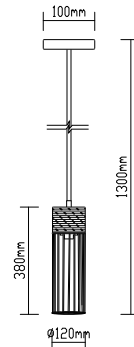
SKU: 3848
EAN Code: 3800157618977
Material: Concrete and Iron
Size: 250 x 310 x 1200mm

BOX QTY.
 **04**



VT-7121

SKU: 3847
EAN Code: 3800157618960
Material: Concrete and Iron
Size: 120 x 380 x 1300mm

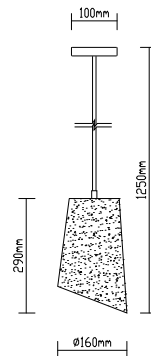




VT-7155

SKU: 3850
EAN Code: 3800157618991
Material: Concrete
Size: 160 x 290 x 1250mm

BOX QTY.
 **06**

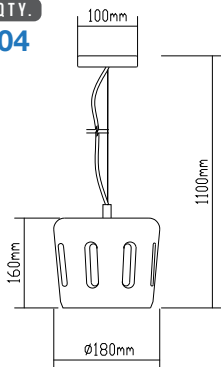




VT-7202

SKU: 3853
EAN Code: 3800157619028
Material: Concrete
Size: 180 x 160 x 1100mm

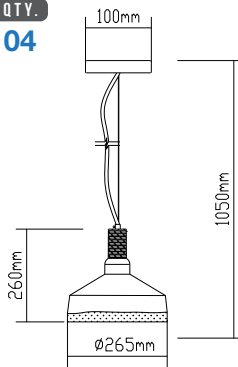
BOX QTY.
 **04**



VT-7291

SKU: 3854
EAN Code: 3800157619035
Material: Concrete with Wood
Size: 265 x 260 x 1050mm

BOX QTY.
 **04**



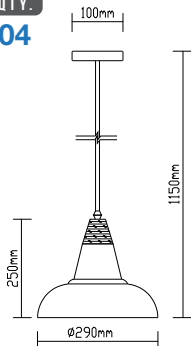


VT-7132

White

SKU: 3858
EAN Code: 3800157619073
Material: Concrete with Wood
Size: 290 x 250 x 1150mm

BOX QTY.
 **04**

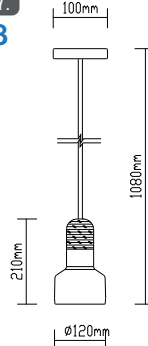


VT-7125

Grey

SKU: 3855
EAN Code: 3800157619042
Material: Concrete with Wood
Size: 120 x 210 x 1080mm

BOX QTY.
 **08**

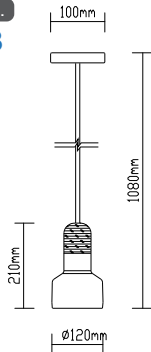




VT-7125
Green

SKU: 3856
EAN Code: 3800157619059
Material: Concrete with Wood
Size: 120 x 210 x 1080mm

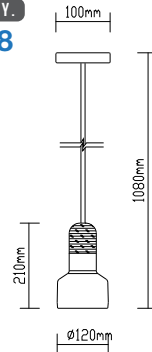
BOX QTY.
 **08**



VT-7125
Red

SKU: 3857
EAN Code: 3800157619066
Material: Concrete with Wood
Size: 120 x 210 x 1080mm

BOX QTY.
 **08**

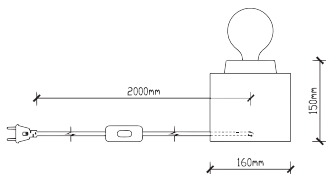




VT-7160

SKU: 3851
EAN Code: 3800157619004
Material: Concrete
Size: 160 x 150 x 2000mm

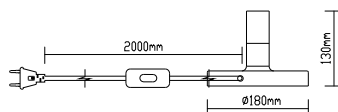
BOX QTY.
04



VT-7171

SKU: 3852
EAN Code: 3800157619011
Material: Concrete
Size: 180 x 130 x 2000mm

BOX QTY.
08

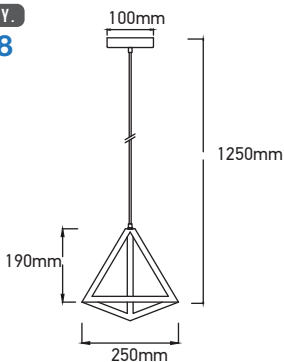




VT-7141
Champagne Gold

SKU: 3831
EAN Code: 3800157616669
Material: Metal
Size: 250 x 190 x 1250mm

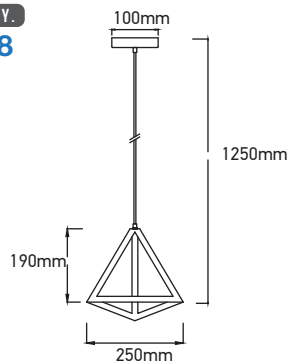
BOX QTY.
 **08**



VT-7141
Matt Black

SKU: 3832
EAN Code: 3800157616676
Material: Metal
Size: 250 x 190 x 1250mm

BOX QTY.
 **08**

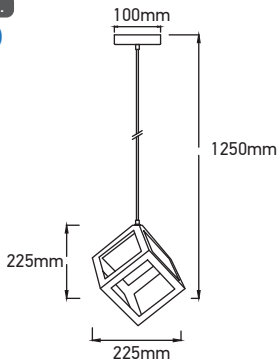




VT-7161
Champagne Gold

SKU: 3833
EAN Code: 3800157616683
Material: Metal
Size: 225 x 225x 1250mm

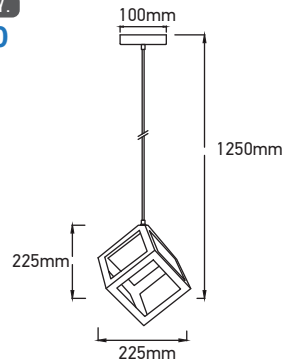
BOX QTY.
10



VT-7161
Matt Black

SKU: 3834
EAN Code: 3800157616690
Material: Metal
Size: 225 x 225x 1250mm

BOX QTY.
10



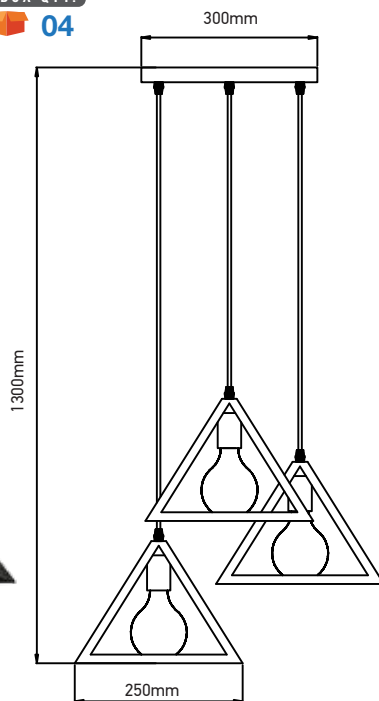
NEW



VT-7144
Matt Black - 3PC SET

SKU: 3927
EAN Code: 3800157626224
Material: Metal
Size: 300 x1300mm

BOX QTY.
 **04**

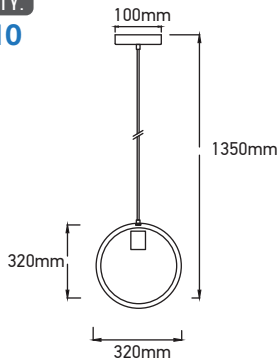




VT-7320
Champagne Gold

SKU: 3835
EAN Code: 3800157616706
Material: Metal
Size: 320 x 320x 1350mm

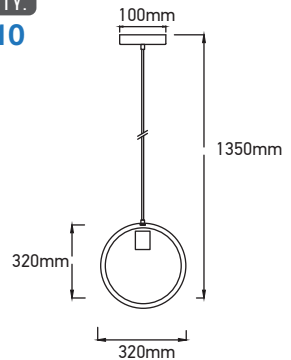
BOX QTY.
 **10**



VT-7320
Matt Black

SKU: 3836
EAN Code: 3800157616713
Material: Metal
Size: 320 x 320x 1350mm

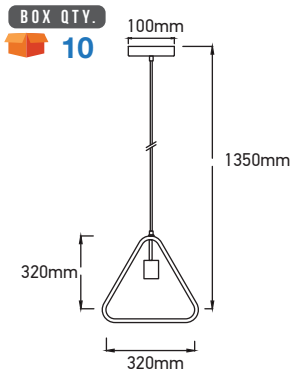
BOX QTY.
 **10**





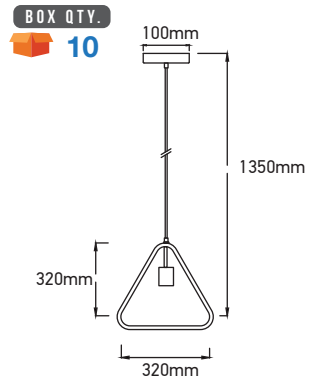
VT-7321
Champagne Gold

SKU: 3837
EAN Code: 3800157616720
Material: Metal
Size: 320 x 320x 1350mm



VT-7321
Matt Black

SKU: 3838
EAN Code: 3800157616737
Material: Metal
Size: 320 x 320x 1350mm

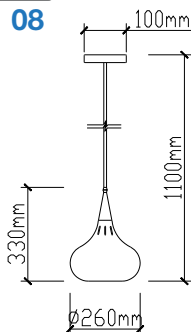




VT-7225
Red Bronze

SKU: 3816
EAN Code: 3800157612760
Material: Aluminum+ Sand finish
Size: 260 x 330 x 1100 mm

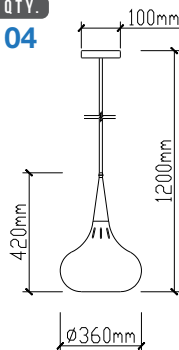
BOX QTY.
 **08**



VT-7340
Red Bronze

SKU: 3817
EAN Code: 3800157612777
Material: Aluminum+ Sand finish
Size: 360 x 420 x 1200 mm

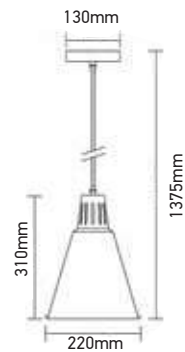
BOX QTY.
 **04**





VT-7520
Sand Black

SKU:	3700
EAN Code:	3800157610735
Material:	Aluminum + Sand finish
Size:	220 x 310 x 1375mm

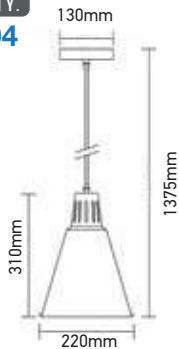




VT-7520
Sand Grey

SKU: 3701
EAN Code: 3800157610742
Material: Aluminum + Sand finish
Size: 220 x 310 x 1375mm

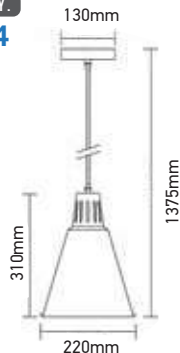
BOX QTY.
 **04**



VT-7520
Sand White

SKU: 3702
EAN Code: 3800157610759
Material: Aluminum + Sand finish
Size: 220 x 310 x 1375mm

BOX QTY.
 **04**



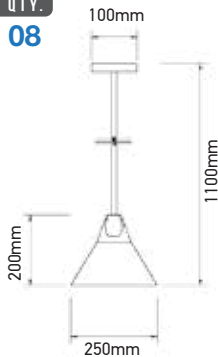


VT-7425

White

SKU: 3756
EAN Code: 3800157611299
Material: Aluminum + Wooden Top
Size: 250 x 200x 1100mm

BOX QTY.
 **08**




VT-7425

Black

SKU: 3757
EAN Code: 3800157611305
Material: Aluminum + Wooden Top
Size: 250 x 200x 1100mm

BOX QTY.
 **08**

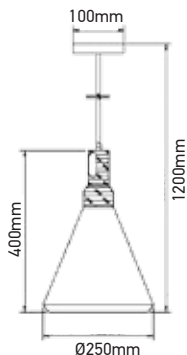




VT-7525
White

SKU: 3761
EAN Code: 3800157611343
Material: Iron + Wooden Top
Size: 250 x 400x 1200mm

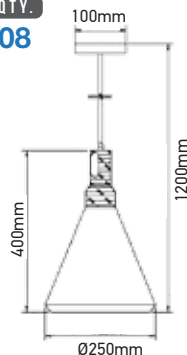
BOX QTY.
 08



VT-7525
Black

SKU: 3762
EAN Code: 3800157611350
Material: Iron + Wooden Top
Size: 250 x 400x 1200mm

BOX QTY.
 08

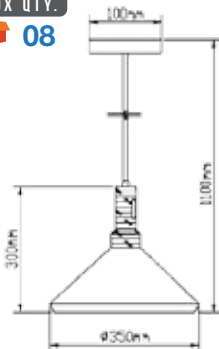




VT-7535
White

SKU: 3763
EAN Code: 3800157611367
Material: Iron + Wooden Top
Size: 350 x 300x 1100mm

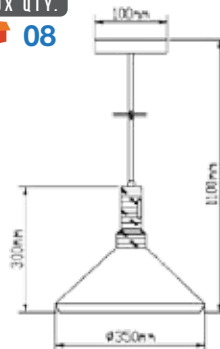
BOX QTY.
08



VT-7535
Black

SKU: 3764
EAN Code: 3800157611374
Material: Iron + Wooden Top
Size: 350 x 300x 1100mm

BOX QTY.
08

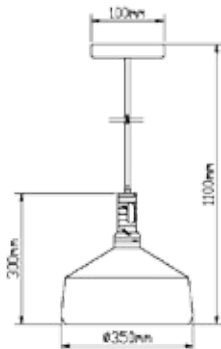




VT-7545
White

BOX QTY.
08

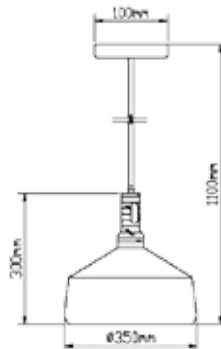
SKU: 3765
EAN Code: 3800157611381
Material: Iron + Wooden Top
Size: 350 x 300x 1100mm



VT-7545
Black

BOX QTY.
08

SKU: 3766
EAN Code: 3800157611398
Material: Iron + Wooden Top
Size: 350 x 300x 1100mm



NEW



VT-7100
White

BOX QTY.
12

SKU: 3920
EAN Code: 3800157626156
Material: Plastic + Aluminium
Size: Ø180 x 100x 1200mm



VT-7100
Black

BOX QTY.
12

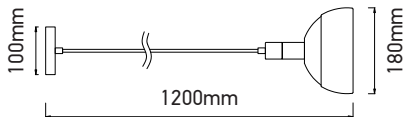
SKU: 3921
EAN Code: 3800157626163
Material: Plastic + Aluminium
Size: Ø180 x 100x 1200mm



VT-7100
Gray

BOX QTY.
12

SKU: 3922
EAN Code: 3800157626170
Material: Plastic + Aluminium
Size: Ø180 x 100x 1200mm



MOVABLE COVER



NEW



VT-7100
Pink

BOX QTY.
 12

SKU: 3923
EAN Code: 3800157626187
Material: Plastic + Aluminium
Size: Ø180 x 100x 1200mm



VT-7100
Red

BOX QTY.
 12

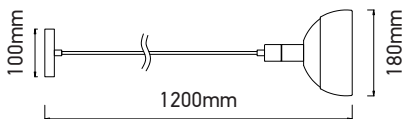
SKU: 3924
EAN Code: 3800157626194
Material: Plastic + Aluminium
Size: Ø180 x 100x 1200mm



VT-7100
Blue

BOX QTY.
 12

SKU: 3925
EAN Code: 3800157626200
Material: Plastic + Aluminium
Size: Ø180 x 100x 1200mm



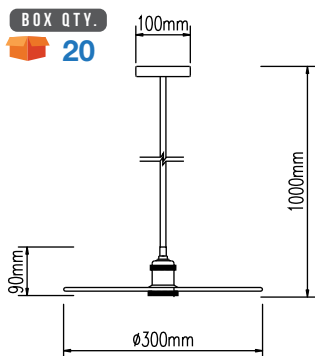
MOVABLE COVER





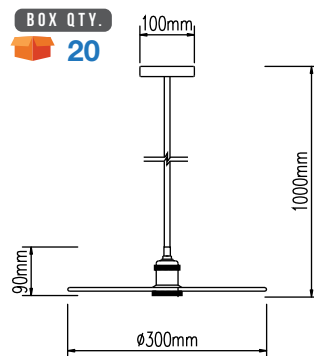
VT-7777
Rose Gold

SKU: 3751
EAN Code: 3800157611244
Material: Metal
Size: 300 x 90x 1000mm



VT-7777
Matt Gold

SKU: 3752
EAN Code: 3800157611251
Material: Metal
Size: 300 x 90x 1000mm

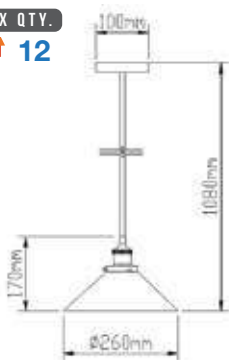




VT-7424
Black

SKU: 3753
EAN Code: 3800157611268
Material: Metal
Size: 260 x 170x 1080mm

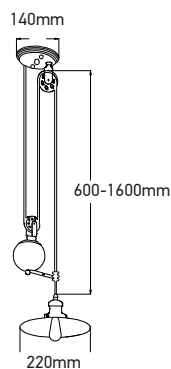
BOX QTY.
 **12**



Adjustable
Height

VT-7201
Black

SKU: 3845
EAN Code: 3800157617192
Material: Metal
Size: 220 x 140x 600-1600mm

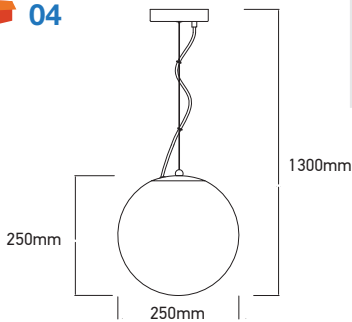




VT-7251
Globe Pendant

SKU: 3839
EAN Code: 3800157616744
Material: Acrylic glass
Size: 250 x 250x 1300mm

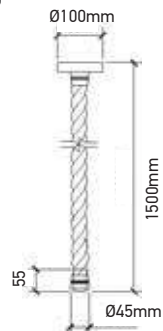
BOX QTY.
 **04**



VT-7118
Rope

SKU: 3754
EAN Code: 3800157611275
Material: Rope
Size: 45x 57x 1500mm

BOX QTY.
 **18**





VT-7558
Green

BOX QTY.
25

SKU: 3767
EAN Code: 3800157611404
Material: Glass
Size: Ø72 x 280x 1150mm



VT-7558
Blue

BOX QTY.
25

SKU: 3768
EAN Code: 3800157611411
Material: Glass
Size: Ø72 x 280x 1150mm



VT-7558
Red

BOX QTY.
25

SKU: 3769
EAN Code: 3800157611428
Material: Glass
Size: Ø72 x 280x 1150mm

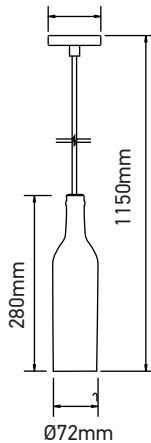


BOX QTY.
25

VT-7558
Amber

BOX QTY.
25

SKU: 3770
EAN Code: 3800157611435
Material: Glass
Size: Ø72 x 280x 1150mm



BOX QTY.
25

VT-7558
Transparent

BOX QTY.
25

SKU: 3771
EAN Code: 3800157611442
Material: Glass
Size: Ø72 x 280x 1150mm



VT-7558
Pink

BOX QTY.
25

SKU: 3772
EAN Code: 3800157611459
Material: Glass
Size: Ø72 x 280x 1150mm



VT-7558
Yellow

BOX QTY.
25

SKU: 3773
EAN Code: 3800157611466
Material: Glass
Size: Ø72 x 280x 1150mm



VT-7558
Rose

BOX QTY.
25

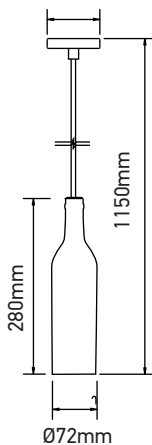
SKU: 3774
EAN Code: 3800157611473
Material: Glass
Size: Ø72 x 280x 1150mm



VT-7558
Grey

BOX QTY.
25

SKU: 3775
EAN Code: 3800157611480
Material: Glass
Size: Ø72 x 280x 1150mm



VT-7558
Brown

BOX QTY.
25

SKU: 3776
EAN Code: 3800157611497
Material: Glass
Size: Ø72 x 280x 1150mm



VT-7778
White Wire **BOX QTY. 50**

SKU: 3720
EAN Code: 3800157610933
Material: Wooden
Size: Ø73 x 102x 1000mm



VT-7778
Black Wire **BOX QTY. 50**

SKU: 3721
EAN Code: 3800157610940
Material: Wooden
Size: Ø73 x 102x 1000mm



VT-7778
Blue Wire **BOX QTY. 50**

SKU: 3722
EAN Code: 3800157610957
Material: Wooden
Size: Ø73 x 102x 1000mm



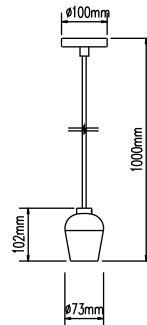
VT-7778
Red Wire **BOX QTY. 50**

SKU: 3723
EAN Code: 3800157610964
Material: Wooden
Size: Ø73 x 102x 1000mm



VT-7778
Purple Wire **BOX QTY. 50**

SKU: 3724
EAN Code: 3800157610971
Material: Wooden
Size: Ø73 x 102x 1000mm



VT-7778
Green Wire **BOX QTY. 50**

SKU: 3725
EAN Code: 3800157610988
Material: Wooden
Size: Ø73 x 102x 1000mm



VT-7555
Red Bronze **BOX QTY. 30**

SKU: 3840
EAN Code: 3800157617147
Base: E27
Size: Ø50x90x900mm



VT-7555
Brown Bronze **BOX QTY. 30**

SKU: 3841
EAN Code: 3800157617154
Base: E27
Size: Ø50x90x900mm



VT-7555
Brass Bronze **BOX QTY. 30**

SKU: 3842
EAN Code: 3800157617161
Base: E27
Size: Ø50x90x900mm



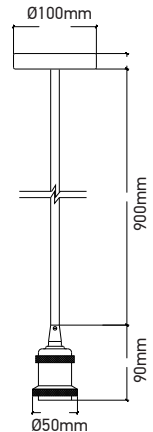
VT-7555
Bronze **BOX QTY. 30**

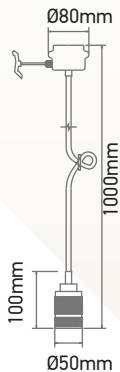
SKU: 3843
EAN Code: 3800157617178
Base: E27
Size: Ø50x90x900mm



VT-7555
Gold **BOX QTY. 30**

SKU: 3844
EAN Code: 3800157617185
Base: E27
Size: Ø50x90x900mm



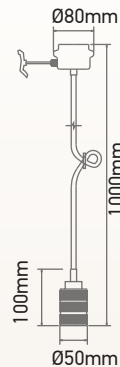


VT-7999

Gold Aluminum

BOX QTY.  60

SKU: 3811
EAN Code: 3800157612425
Base: E27
Size: Ø50 x 100mm

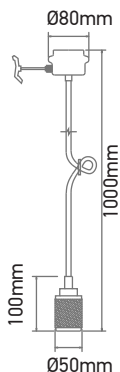


VT-7999

Gold Aluminum

BOX QTY.  60

SKU: 3812
EAN Code: 3800157612432
Base: E27
Size: Ø50 x 100mm



VT-7999

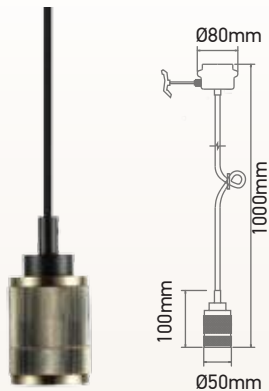
Bronze Aluminum


BOX QTY.  60

SKU: 3813
EAN Code: 3800157612449
Base: E27
Size: Ø50 x 100mm

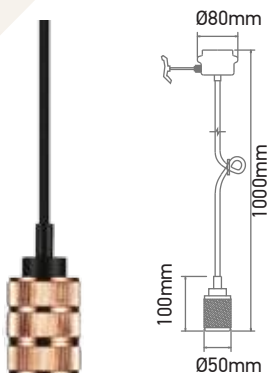


Adjustable
Canopy



VT-7999 **BOX QTY.**
Bronze Aluminum  **60**

SKU: 3814
EAN Code: 3800157612456
Base: E27
Size: Ø50 x 100mm



VT-7999 **BOX QTY.**
Rose Gold Aluminum  **60**

SKU: 3815
EAN Code: 3800157612463
Base: E27
Size: Ø50 x 100mm





VT-7998
White **BOX QTY. 60**

SKU: 3803
EAN Code: 3800157612340
Base: E27
Size: Ø47x64x680mm



VT-7998
Black **BOX QTY. 60**

SKU: 3804
EAN Code: 3800157612357
Base: E27
Size: Ø47x64x680mm



VT-7998
Green **BOX QTY. 60**

SKU: 3805
EAN Code: 3800157612364
Base: E27
Size: Ø47x64x680mm



VT-7998
Blue **BOX QTY. 60**

SKU: 3806
EAN Code: 3800157612371
Base: E27
Size: Ø47x64x680mm



VT-7998
Red **BOX QTY. 60**

SKU: 3807
EAN Code: 3800157612388
Base: E27
Size: Ø47x64x680mm



VT-7998
Grey **BOX QTY. 60**

SKU: 3808
EAN Code: 3800157612395
Base: E27
Size: Ø47x64x680mm



VT-7998
Yellow **BOX QTY. 60**

SKU: 3809
EAN Code: 3800157612401
Base: E27
Size: Ø47x64x680mm



VT-7998
Brown **BOX QTY. 60**

SKU: 3810
EAN Code: 3800157612418
Base: E27
Size: Ø47x64x680mm



VT-799
White

BOX QTY.
100

SKU: 3795
EAN Code: 3800157612265
Base: E27
Size: Ø47x64mm



VT-799
Black

BOX QTY.
100

SKU: 3796
EAN Code: 3800157612272
Base: E27
Size: Ø47x64mm



VT-799
Green

BOX QTY.
100

SKU: 3797
EAN Code: 3800157612289
Base: E27
Size: Ø47x64mm



VT-799
Blue

BOX QTY.
100

SKU: 3798
EAN Code: 3800157612296
Base: E27
Size: Ø47x64mm



VT-799
Red

BOX QTY.
100

SKU: 3799
EAN Code: 3800157612302
Base: E27
Size: Ø47x64mm



VT-799
Grey

BOX QTY.
100

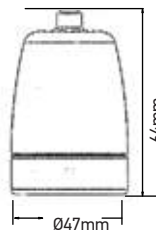
SKU: 3800
EAN Code: 3800157612319
Base: E27
Size: Ø47x64mm



VT-799
Yellow

BOX QTY.
100

SKU: 3801
EAN Code: 3800157612326
Base: E27
Size: Ø47x64mm



VT-799
Brown

BOX QTY.
100

SKU: 3802
EAN Code: 3800157612333
Base: E27
Size: Ø47x64mm

BOX QTY.

40




VT-7668
Green

SKU: 3742
EAN Code: 3800157611152
Base: E27
Size: Ø50x95x1050mm

BOX QTY.

40



VT-7668
Red

SKU: 3743
EAN Code: 3800157611169
Base: E27
Size: Ø50x95x1050mm

BOX QTY.

40



VT-7668
Blue

SKU: 3744
EAN Code: 3800157611176
Base: E27
Size: Ø50x95x1050mm

BOX QTY.

40



VT-7668
Yellow

SKU: 3745
EAN Code: 3800157611183
Base: E27
Size: Ø50x95x1050mm

BOX QTY.

40



VT-7668
White

SKU: 3746
EAN Code: 3800157611190
Base: E27
Size: Ø50x95x1050mm

BOX QTY.

40



VT-7668
Black

SKU: 3747
EAN Code: 3800157611206
Base: E27
Size: Ø50x95x1050mm

BOX QTY.

40



VT-7668
Grey

SKU: 3748
EAN Code: 3800157611213
Base: E27
Size: Ø50x95x1050mm

BOX QTY.

40



VT-7668
Brown

SKU: 3749
EAN Code: 3800157611220
Base: E27
Size: Ø50x95x1050mm

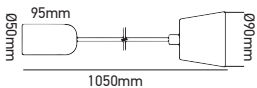
BOX QTY.

40



VT-7668
Beige

SKU: 3750
EAN Code: 3800157611237
Base: E27
Size: Ø50x95x1050mm



VT-7338

Base: E27
Size: Ø39x 60mm

BOX QTY.
40



VT-7448 Rose Gold Set

SKU: 3777
EAN Code: 3800157611503
Base: E27
Size: Ø39x 60mm



White
SKU: 3755
EAN Code: 3800157611282



Black
SKU: 3782
EAN Code: 3800157611558



Blue
SKU: 3783
EAN Code: 3800157611565



Brown
SKU: 3784
EAN Code: 3800157611572



Green
SKU: 3785
EAN Code: 3800157611589



Grey
SKU: 3786
EAN Code: 3800157611596



Light Blue
SKU: 3787
EAN Code: 3800157611602



Orange
SKU: 3788
EAN Code: 3800157611619



Pink
SKU: 3789
EAN Code: 3800157611626



Purple
SKU: 3790
EAN Code: 3800157611633



Red
SKU: 3791
EAN Code: 3800157611640



Rose Red
SKU: 3792
EAN Code: 3800157611657



Yellow
SKU: 3793
EAN Code: 3800157611664



Beige
SKU: 3794
EAN Code: 3800157611671

VT-7228

Base: E27
Length: 1000mm **BOX QTY.** 100



Brown
SKU: 3475
EAN Code: 3800157607919



Blue
SKU: 3476
EAN Code: 3800157607926



White
SKU: 3477
EAN Code: 3800157607933



Black
SKU: 3478
EAN Code: 3800157607940



Pink
SKU: 3479
EAN Code: 3800157607957



Red
SKU: 3480
EAN Code: 3800157607964



Grey
SKU: 3481
EAN Code: 3800157607971



Light Blue
SKU: 3482
EAN Code: 3800157609463



Purple
SKU: 3483
EAN Code: 3800157609470



Orange
SKU: 3484
EAN Code: 3800157609487



Yellow
SKU: 3485
EAN Code: 3800157609494



Green
SKU: 3486
EAN Code: 3800157609500

String Light With Euro Plug And WP Socket



VT-713
SKU Code 3673 **BOX QTY.** 04

15 Meter Long String
15 Holders With 1 Meter Distance



Designer Sleek

LED Pendants



Chrome Finish

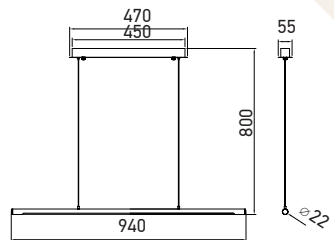
10W VT-7018

A

SKU
3890 - 4000K Day White

EAN Code
3800157621083

BOX QTY.
12



Watts:	10W	Beam Angle:	120°
Voltage/Frequency:	220-240V, 50Hz	No. of LED:	90
Luminous Flux:	1350lm	Material :	Stainless steel + Metal +PMMA
LED Type:	SMD	Unit GW :	1.38KG
CRI:	>80	Life Span:	20,000h
PF:	≥0.8	Size :	940 x 55 x 800mm



Chrome Finish

24W VT-7024



SKU

3891 - 4000K Day White

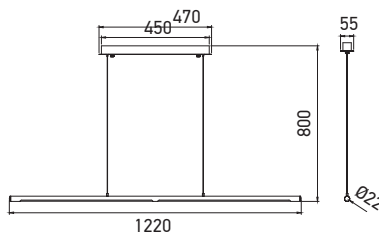
EAN Code

3800157621090

BOX QTY.

12

Built In LED



Watts:	24W	Beam Angle:	120°
Voltage/Frequency:	AC:220-240V,50Hz	No. of LED:	120
Luminous Flux:	1800lm	Material :	Stainless steel+metal+PMMA
LED Type:	SMD	Unit GW :	1.59KG
CRI:	>80	Life Span:	20,000h
PF:	≥0.8	Size :	1220 x 55 x 800mm



Chrome Finish

36W VT-7036

A

SKU

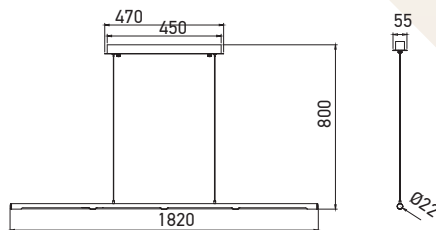
3892 - 4000K Day White

EAN Code

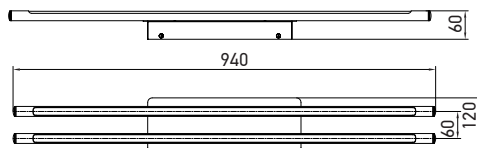
3800157621106

BOX QTY.

12



Watts:	36W	Beam Angle:	120°
Voltage/Frequency:	AC:220-240V,50Hz	No. of LED:	180
Luminous Flux:	2700lm	Material :	Stainless steel+metal+PMMA
LED Type:	SMD	Unit GW :	1.82KG
CRI:	>80	Life Span:	20,000h
PF:	≥0.8	Size :	1820 x 55 x 800mm

**Chrome Finish****36W** VT-7037**A**

SKU

3893 - 4000K Day White

BOX QTY.

06

EAN Code

3800157621113

Watts:	36W	Beam Angle:	120°
Voltage/Frequency:	AC:220-240V,50Hz	No. of LED:	180
Luminous Flux:	2700lm	Material :	Stainless steel+metal+PMMA
LED Type:	SMD	Unit GW :	2.24KG
CRI:	>80	Life Span:	20,000h
PF:	≥0.8	Size :	940 x 120 x 60mm



Chrome Finish

8W VT-7008

A+

SKU

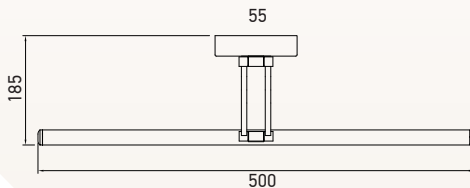
3894 - 4000K Day White

EAN Code

3800157621120

BOX QTY.

12



Watts:	8W	Beam Angle:	120°
Voltage/Frequency:	AC:220-240V,50Hz	No. of LED:	40
Luminous Flux:	600	Material :	metal+PMMA
LED Type:	SMD	Unit GW :	0.72KG
CRI:	>80	Life Span:	20,000H
PF:	≥0.5	Size :	500 x 55 x 185mm



Chrome Finish

12W VT-7012

A

SKU

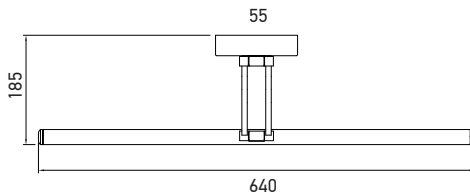
3895 - 4000K Day White

EAN Code

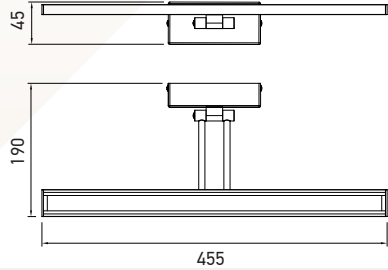

3800157621137

BOX QTY.

12



Watts:	12W	Beam Angle:	120°
Voltage/Frequency:	AC:220-240V,50Hz	No. of LED:	60
Luminous Flux:	900lm	Material :	metal+PMMA
LED Type:	SMD	Unit GW :	0.82KG
CRI:	>80	Life Span:	20,000h
PF:	≥0.5	Size :	640 x 55 x 185mm



Chrome Finish

8W VT-7009CH

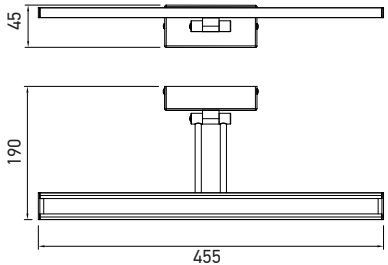
A+

BOX QTY. 11

SKU 3900 - 4000K Day White

EAN Code 3800157621854

Watts:	8W	Beam Angle:	120°
Voltage/Frequency:	AC:220-240V,50Hz	No. of LED:	40
Luminous Flux:	600lm	Material :	Stainless steel+aluminum+PMMA
LED Type:	SMD	Unit GW :	0.8KG
CRI:	>80	Life Span:	20,000h
PF:	≥0.8	Size :	455 x 45 x 190mm



Gold Finish

8W VT-7009

A+

BOX QTY. 11

SKU 3901 - 4000K Day White

EAN Code 3800157621861

Watts:	8W	Beam Angle:	120°
Voltage/Frequency:	AC:220-240V,50Hz	No. of LED:	40
Luminous Flux:	600lm	Material :	Stainless steel+aluminum+PMMA
LED Type:	SMD	Unit GW :	0.8KG
CRI:	>80	Life Span:	20,000h
PF:	≥0.8	Size :	455 x 45 x 190mm

NEW



Chorme Cap

10W VT-7010




BOX QTY. 10

SKU

3916 - 4000K Day White
3917 - 6400K White

EAN Code

3800157626118
3800157626125



Watts:	10W	Beam Angle:	150°
Voltage/Frequency:	AC:220-240V, 50/60Hz	Material :	Aluminium + PC
Luminous Flux:	950lm	Unit GW :	6.80KG/CTN
LED Type:	SMD	Life Span:	30,000 Hours
CRI:	>80	Size :	605 x 53.6 x 64.6mm
PF:	0.5		



NEW

BOX QTY. 10

White Cap

10W VT-7010

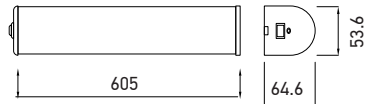


SKU

3918 - 4000K Day White
3919 - 6400K White

EAN Code

3800157626132
3800157626149



Watts:	10W	Beam Angle:	150°
Voltage/Frequency:	AC:220-240V, 50/60Hz	Material :	Aluminium + PC
Luminous Flux:	950lm	Unit GW :	6.80KG/CTN
LED Type:	SMD	Life Span:	30,000 Hours
CRI:	>80	Size :	605 x 53.6 x 64.6mm
PF:	0.5		



Chrome Finish Ceiling Lamp

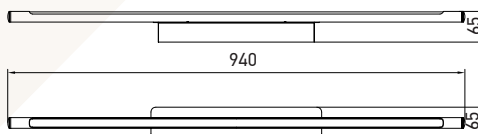
12W VT-7014



BOX QTY. **12**

SKU **3902 - 4000K Day White**

EAN Code 3800157621878



Watts:	12W	Beam Angle:	120°
Voltage/Frequency:	AC:220-240V,50Hz	No. of LED:	60
Luminous Flux:	900lm	Material :	Stainless steel+metal+PMMA
LED Type:	SMD	Unit GW :	1.08
CRI:	>80	Life Span:	20,000H
PF:	≥0.8	Size :	640 x 65 x65mm



Chrome Finish Ceiling Lamp

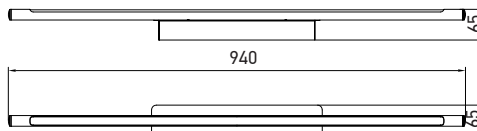
18W VT-7021



BOX QTY. **12**

SKU **3903 - 4000K Day White**

EAN Code 3800157621885



Watts:	18W	Beam Angle:	120°
Voltage/Frequency:	AC:220-240V,50Hz	No. of LED:	90
Luminous Flux:	1350lm	Material :	Stainless steel+metal+PMMA
LED Type:	SMD	Unit GW :	1.28
CRI:	>80	Life Span:	20,000h
PF:	≥0.8	Size :	940 x 65 x65mm



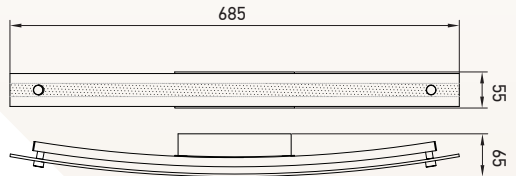
BOX QTY.
06

Glass Wall Fixture
12W VT-7013



SKU
3896 - 4000K Day White

EAN Code
3800157621144



Watts:	12W	Beam Angle:	120°
Voltage/Frequency:	AC:220-240V,50Hz	No. of LED:	60
Luminous Flux:	900lm	Material :	Stainless steel+metal+glass
LED Type:	SMD	Unit GW :	1.01KG
CRI:	>80	Life Span:	20,000H
PF:	≥0.8	Size :	685 x 55 x 65mm



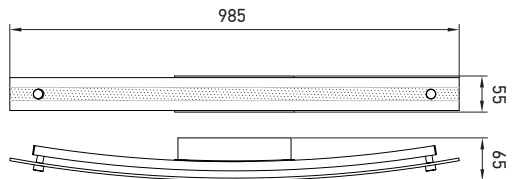
BOX QTY.
06

Glass Wall Fixture
18W VT-7019



SKU
3897 - 4000K Day White

EAN Code
3800157621151



Watts:	18W	Beam Angle:	120°
Voltage/Frequency:	AC:220-240V,50Hz	No. of LED:	90
Luminous Flux:	1350lm	Material :	Stainless steel+metal+glass
LED Type:	SMD	Unit GW :	1.50KG
CRI:	>80	Life Span:	20,000h
PF:	≥0.8	Size :	985 x 55 x 65mm



BOX QTY.

06

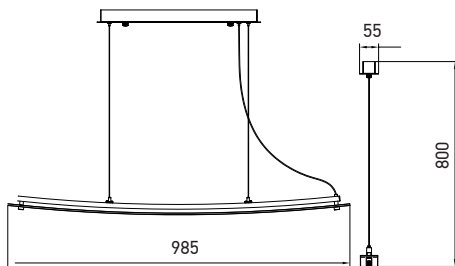
Glass Hanging Pendant

18W VT-7020




SKU
3898 - 4000K Day White

EAN Code
3800157621168



Watts:	18W	Beam Angle:	120°
Voltage/Frequency:	AC:220-240V,50Hz	No. of LED:	90
Luminous Flux:	1350lm	Material :	Stainless steel+metal+glass
LED Type:	SMD	Unit GW :	1.98KG
CRI:	>80	Life Span:	20,000h
PF:	≥0.8	Size :	985 x 55 x 800mm

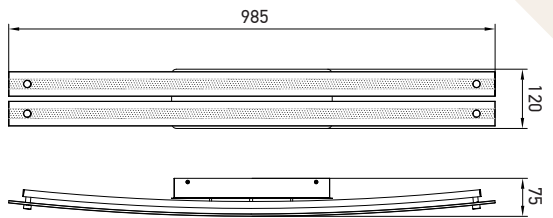


BOX QTY.
06

Glass Ceiling Surface SKU
36W VT-7038
 3899 - 4000K Day White



EAN Code
 3800157621175





Watts:	36W	Beam Angle:	120°
Voltage/Frequency:	AC:220-240V,50Hz	No. of LED:	180
Luminous Flux:	2700lm	Material :	Stainless steel+metal+glass
LED Type:	SMD	Unit GW :	3.53KG
CRI:	>80	Life Span:	20,000h
PF:	≥0.8	Size :	985 x 120 x75mm



Modern Circular

Chandeliers & Pendants

With Built in LED lights



NEW

Gold Lampshade

7W VT-7333

SKU

3934 - 3000k Warm White
3928 - 4000K Day White

EAN Code

3800157628952
3800157626569

BOX QTY.

12



White Lampshade

7W VT-7333

SKU

3935 - 3000k Warm White
3929 - 4000K Day White

EAN Code

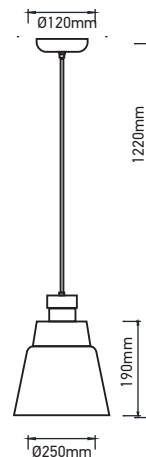
3800157628969
3800157626576

BOX QTY.

12



Watts:	7W	Beam Angle:	120°
Voltage/Frequency:	AC:220-240V,50Hz	No. of LED:	14
Luminous Flux:	400lm	Material :	Iron+Arylic
LED Type:	SMD	Unit GW :	1.4KG
CRI:	>80	Life Span:	30,000h
PF:	≥0.5	Size :	ø120 x H190mm



NEW

Gold Lampshade

7W VT-7444

SKU

3936 - 3000k Warm White
3930 - 4000K Day White

BOX QTY.
08

EAN Code

3800157628976
3800157626583

White Lampshade

7W VT-7444

SKU

3937 - 3000k Warm White
3931 - 4000K Day White

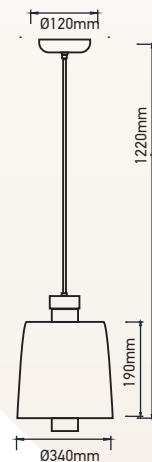

BOX QTY.
08

EAN Code

3800157628983
3800157626590

A

Watts:	7W	Beam Angle:	120°
Voltage/Frequency:	AC:220-240V,50Hz	No. of LED:	14
Luminous Flux:	400lm	Material :	Iron+Arylic
LED Type:	SMD	Unit GW :	1.9KG
CRI:	>80	Life Span:	30,000h
PF:	≥0.5	Size :	ø250 x H190mm



NEW

Gold Lampshade

7W VT-7666

BOX QTY. **04**

SKU

3938 - 3000K Warm White
3932 - 4000K Day White



EAN Code

3800157628990
3800157626606

White Lampshade

7W VT-7666

BOX QTY. **04**

SKU

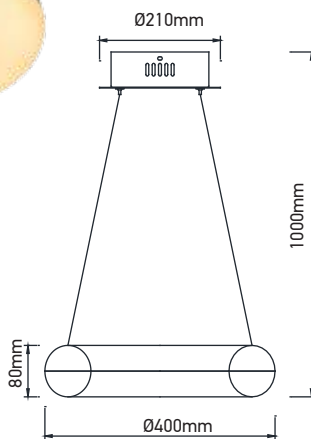
3939 - 3000K Warm White
3933 - 4000K Day White



EAN Code

3800157629003
3800157626613

Watts:	7W	Beam Angle:	120°
Voltage/Frequency:	AC:220-240V,50Hz	No. of LED:	14
Luminous Flux:	400lm	Material :	Iron+Arylic
LED Type:	SMD	Unit GW :	2.4KG
CRI:	>80	Life Span:	30,000h
PF:	≥0.5	Size :	ø340 x H190mm



Soft Light Chandelier

40W VT-40-1

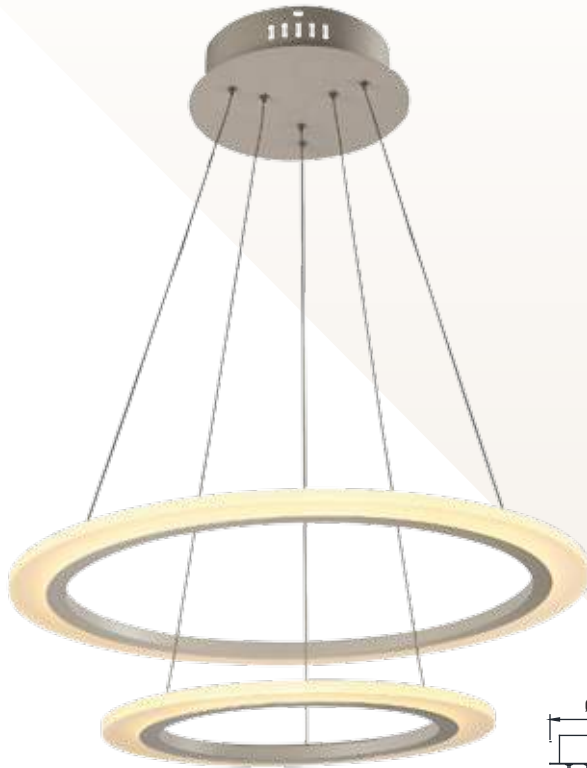


SKU
3874 - 3000K Warm White

BOX QTY.
 **02**

EAN Code
3800157620888

Watts:	40W	Beam Angle:	120°
Voltage/Frequency:	AC100-240V/50HZ	No. of LED:	240pcs
Luminous Flux:	2800lm	Material :	Steel+PC
LED Type:	SMD-2835	Unit GW :	3.90kgs
CRI:	>80	Life Span:	20,000h
PF:	>0.9		



BOX QTY.

02

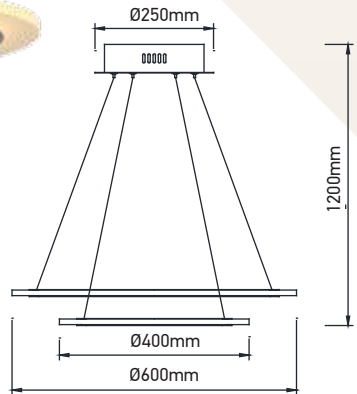
Soft Light Chandelier (Slim 2 Step)

60W VT-60-2



SKU
3872 - 3000K Warm White

EAN Code
3800157620864



Watts:	60W	Beam Angle:	120°
Voltage/Frequency:	AC100-240V/50HZ	No. of LED:	340pcs
Luminous Flux:	4200lm	Material :	Acrylic+Aluminum+Steel
LED Type:	SMD-2835	Unit GW :	5.8kgs
CRI:	>80	Life Span:	20,000h
PF:	>0.9		



NEW

TRIAC Dimmable

A+

Soft Light Chandelier (Slim 3 Step)

70W VT-70-3D

3904 - 3000K Warm White
3905 - 4000K Day White

EAN Code

3800157624633
3800157624640

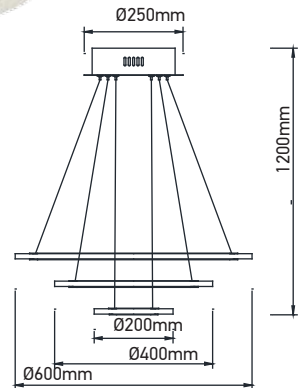
70W VT-70-3

3873 - 3000K Warm White

EAN Code

3800157620871

BOX QTY.
02



Watts:	70W	Beam Angle:	120°
Voltage/Frequency:	AC100-240V/50HZ	No. of LED:	360pcs
Luminous Flux:	4900lm	Material :	Acrylic+Aluminum+Steel
LED Type:	SMD-2835	Unit GW :	3.50 kgs
CRI:	>80	Life Span:	20,000h
PF:	>0.9		



BOX QTY.
02

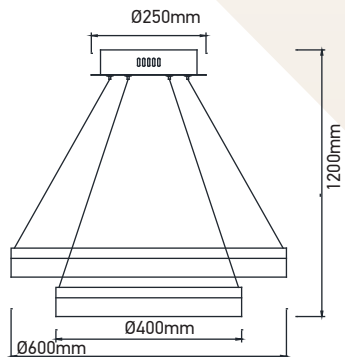
Soft Light Chandelier (2 Step)

70W VT-70-2



SKU
3870 - 3000K Warm White

EAN Code
3800157620840



Watts:	70W	Beam Angle:	120°
Voltage/Frequency:	AC:100-240V/50HZ	No. of LED:	420pcs
Luminous Flux:	4900lm	Material :	Acrylic+Aluminum+Steel
LED Type:	SMD	Unit GW :	3.50 kgs
CRI:	>80	Life Span:	20,000h
PF:	>0.9		



NEW

TRIAC Dimmable

Soft Light Chandelier (3 Step)

80W VT-80-3D

3906 - 3000K Warm White
3907 - 4000K Day White

EAN Code

3800157624657
3800157624664



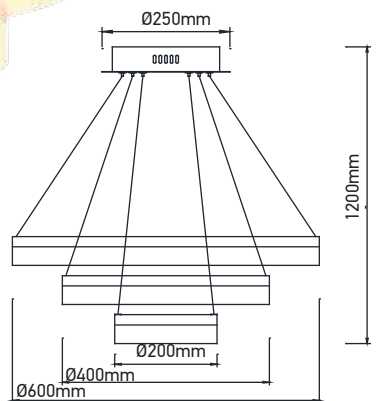
80W VT-80-3

3871 - 3000K Warm White


EAN Code

3800157620857

BOX QTY.
 02



Watts:	80W	Beam Angle:	120°
Voltage/Frequency:	AC:100-240V/50HZ	No. of LED:	510pcs
Luminous Flux:	5600lm	Material :	Acrylic+Aluminum+Steel
LED Type:	SMD	Unit GW :	4.7kgs
CRI:	>80	Life Span:	20,000h
PF:	>0.9		



NEW

TRIAC Dimmable

Soft Light Chandelier (3 Step)

SURFACE

85W VT-85-3D

3910 - 3000K Warm White

3911 - 4000K Day White

EAN Code

3800157624695


3800157624701

A+

BOX QTY.

02

Watts:	85W	Beam Angle:	120°
Voltage/Frequency:	AC:100-240V/50HZ	No. of LED:	510pcs
Luminous Flux:	5900lm	Material :	Acrylic+Aluminum+Steel
LED Type:	SMD	Unit GW :	5.5kgs
CRI:	>80	Life Span:	30,000h
PF:	>0.9		



Easy - Elegant - *Stylish*

add luxury 
TO YOUR HOME

V-TAC[®]
GALLERY

SKU	P-No.	SKU	P-No.	SKU	P-No.	SKU	P-No.	SKU	P-No.	SKU	P-No.
135	6	178	2	1232	321	1278	331	1324	340	1367	312
136	6	179	2	1233	319	1279	331	1325	340	1368	312
137	6	400	9	1234	319	1280	331	1326	338	1369	380
138	6	401	9	1235	319	1281	352	1327	338	1370	360
139	6	402	9	1236	319	1282	352	1328	338	1371	360
140	6	403	11	1237	319	1284	344	1329	338	1372	360
141	6	404	11	1238	319	1285	323	1330	338	1373	360
142	6	405	11	1241	321	1286	323	1331	338	1374	360
143	6	406	9	1242	321	1287	323	1332	315	1375	360
144	5	407	9	1243	226	1288	336	1333	315	1376	361
145	5	408	9	1244	226	1289	336	1334	315	1377	361
146	5	409	11	1245	226	1292	318	1335	315	1378	361
147	7	410	11	1246	226	1293	318	1336	315	1379	361
148	7	411	11	1247	226	1294	318	1337	315	1380	361
149	7	412	10	1248	226	1295	318	1338	316	1381	361
150	7	413	10	1249	322	1296	318	1339	316	1382	312
151	7	414	10	1250	322	1297	318	1340	316	1383	312
152	7	415	12	1251	322	1298	317	1341	365	1384	312
153	7	416	12	1252	322	1299	317	1342	365	1385	312
154	7	417	12	1253	322	1300	317	1343	366	1388	347
155	7	418	10	1254	322	1301	317	1344	366	1389	347
156	2	419	10	1255	323	1302	317	1345	363	1390	347
157	2	420	12	1256	323	1303	317	1346	363	1391	347
158	2	421	12	1257	323	1304	336	1347	364	1392	348
159	3	759	424	1259	358	1305	336	1348	364	1393	348
160	3	1100	332	1260	358	1306	336	1349	356	1394	348
161	3	1103	332	1261	358	1307	336	1350	357	1395	348
162	3	1106	333	1262	358	1308	346	1351	357	1396	348
163	3	1113	335	1263	355	1309	346	1352	357	1397	348
164	3	1115	335	1264	355	1310	346	1353	357	1398	341
165	8	1118	335	1265	355	1311	346	1354	379	1399	341
166	8	1165	333	1266	354	1312	346	1355	379	1400	341
167	8	1191	320	1267	354	1313	346	1356	380	1401	341
168	4	1192	320	1268	354	1314	339	1357	314	1402	341
169	4	1202	320	1269	357	1315	339	1358	314	1402	342
170	4	1207	343	1270	330	1316	339	1359	314	1403	341
171	5	1208	343	1271	330	1317	339	1360	310	1403	342
172	5	1209	343	1272	330	1318	339	1361	310	1406	342
173	5	1210	343	1273	330	1319	339	1362	310	1407	342
174	4	1223	343	1274	330	1320	340	1363	311	1408	342
175	4	1229	321	1275	330	1321	340	1364	311	1409	342
176	4	1230	321	1276	331	1322	340	1365	311	1657	94
177	2	1231	321	1277	331	1323	340	1366	312	1658	94

SKU	P-No.	SKU	P-No.	SKU	P-No.	SKU	P-No.	SKU	P-No.	SKU	P-No.
1659	94	2037	291	2404	292	3106	192	3417	92	3544	324
1663	95	2038	291	2405	292	3107	192	3419	92	3547	325
1664	95	2039	291	2430	292	3108	192	3420	92	3548	325
1665	95	2041	290	2431	292	3109	192	3423	124	3553	325
1666	94	2042	291	2459	292	3110	192	3469	119	3554	324
1667	94	2043	290	2460	288	3214	307	3470	119	3555	324
1668	94	2044	291	2461	286	3215	307	3471	119	3556	324
1669	96	2118	288	2462	286	3226	305	3472	120	3559	327
1670	96	2120	289	2463	286	3227	305	3473	120	3560	327
1671	96	2122	289	2512	293	3228	305	3474	120	3565	327
1672	94	2124	288	2513	293	3229	305	3475	531	3566	327
1673	94	2126	289	2514	293	3230	305	3476	531	3567	325
1674	94	2128	289	2515	293	3231	306	3477	531	3569	324
1679	100	2133	288	2516	293	3232	306	3478	531	3570	325
1680	100	2135	288	2517	293	3233	306	3479	531	3574	325
1681	100	2137	289	2518	294	3234	307	3480	531	3575	229
1682	96	2138	289	2529	294	3235	307	3481	531	3576	229
1683	96	2143	289	2531	294	3236	307	3482	531	3577	229
1684	96	2144	288	2534	285	3237	308	3483	531	3578	174
1685	99	2145	288	2535	298	3238	308	3484	531	3581	229
1686	99	2148	289	2536	298	3239	308	3485	531	3582	229
1687	99	2149	289	2537	298	3240	308	3486	531	3583	229
1688	96	2150	289	2538	298	3243	304	3500	295	3584	115
1689	96	2151	289	2539	298	3244	304	3501	295	3585	115
1690	96	2152	289	2540	298	3246	304	3502	295	3586	115
1693	95	2153	289	2541	298	3247	304	3503	295	3587	123
1694	95	2155	289	2542	298	3300	299	3504	295	3588	123
1695	95	2156	289	2543	298	3303	299	3505	295	3589	123
2002	291	2159	292	2544	285	3304	299	3507	295	3590	123
2005	290	2161	287	2545	285	3307	299	3508	295	3591	123
2009	290	2162	287	2546	285	3312	299	3509	295	3592	123
2011	290	2163	287	2548	284	3317	299	3510	295	3593	115
2013	290	2164	286	2549	284	3318	299	3511	295	3594	115
2015	290	2165	286	2550	284	3319	300	3512	295	3595	122
2016	290	2166	286	2551	284	3320	299	3522	326	3596	122
2025	291	2350	295	3009	300	3321	300	3523	326	3597	122
2027	291	2351	295	3018	300	3322	300	3524	326	3598	122
2030	291	2352	295	3056	305	3326	300	3525	326	3599	117
2031	290	2353	295	3057	305	3327	300	3526	326	3600	117
2032	290	2354	295	3095	307	3328	300	3527	327	3601	117
2034	290	2355	295	3096	307	3331	294	3528	327	3602	117
2035	290	2356	295	3097	307	3333	294	3529	327	3603	117
2036	290	2403	292	3101	307	3334	294	3543	324	3604	117

SKU	P-No.	SKU	P-No.	SKU	P-No.	SKU	P-No.	SKU	P-No.	SKU	P-No.
3605	118	3656	326	3716	493	3763	514	3810	527	3853	500
3606	118	3663	300	3717	493	3764	514	3811	525	3854	500
3607	118	3664	112	3720	523	3765	515	3812	525	3855	501
3608	118	3665	112	3721	523	3766	515	3813	525	3856	502
3609	118	3666	112	3722	523	3767	521	3814	526	3857	502
3610	118	3667	112	3723	523	3768	521	3815	526	3858	501
3611	119	3668	282	3724	523	3769	521	3816	509	3859	486
3612	119	3669	120	3725	523	3770	521	3817	509	3860	486
3613	121	3673	92	3726	472	3771	521	3818	473	3861	478
3614	121	3673	531	3727	472	3772	522	3819	473	3861	513
3615	121	3674	114	3728	476	3773	522	3820	475	3862	478
3616	121	3675	111	3729	476	3774	522	3821	482	3862	513
3617	124	3676	111	3730	466	3775	522	3823	482	3863	477
3618	124	3677	111	3731	471	3776	522	3824	483	3864	477
3619	124	3678	191	3732	470	3777	530	3825	483	3865	462
3620	124	3679	191	3733	471	3782	530	3826	484	3866	461
3621	174	3680	108	3734	470	3783	530	3827	484	3867	462
3622	174	3681	108	3735	467	3784	530	3828	485	3868	496
3623	174	3682	108	3736	466	3785	530	3829	485	3869	496
3624	282	3683	109	3737	469	3786	530	3830	475	3870	551
3625	299	3684	109	3738	467	3787	530	3831	504	3871	552
3627	107	3685	109	3739	468	3788	530	3832	504	3872	549
3628	107	3686	110	3740	469	3789	530	3833	505	3873	550
3629	107	3687	110	3741	468	3790	530	3834	505	3874	548
3630	106	3688	110	3742	529	3791	530	3835	507	3875	463
3631	106	3689	120	3743	529	3792	530	3836	507	3876	464
3632	106	3690	120	3744	529	3793	530	3837	508	3877	464
3640	114	3700	510	3745	529	3794	530	3838	508	3878	463
3641	114	3701	511	3746	529	3795	528	3839	520	3879	458
3642	116	3702	511	3747	529	3796	528	3840	524	3880	458
3643	116	3703	397	3748	529	3797	528	3841	524	3882	481
3644	116	3704	397	3749	529	3798	528	3842	524	3883	459
3645	116	3705	492	3750	529	3799	528	3843	524	3884	465
3646	116	3706	492	3751	518	3800	528	3844	524	3885	465
3647	116	3707	490	3752	518	3801	528	3845	519	3886	465
3648	113	3708	490	3753	519	3802	528	3847	498	3887	460
3649	113	3709	489	3754	520	3803	527	3848	498	3888	460
3650	113	3710	487	3755	530	3804	527	3849	497	3889	480
3651	113	3711	488	3756	512	3805	527	3850	499	3890	533
3652	113	3712	489	3757	512	3806	527	3851	392	3891	534
3653	113	3713	488	3758	495	3807	527	3851	503	3892	535
3654	114	3714	491	3759	494	3808	527	3852	392	3893	536
3655	326	3715	491	3760	495	3809	527	3852	503	3894	537

SKU	P-No.	SKU	P-No.	SKU	P-No.	SKU	P-No.	SKU	P-No.	SKU	P-No.
3895	537	4061	227	4251	42	4367	85	4442	31	4495	74
3896	541	4062	227	4252	42	4368	67	4443	31	4496	74
3897	541	4084	227	4253	48	4369	43	4444	83	4497	74
3898	542	4086	227	4254	49	4388	86	4445	83	4498	66
3899	543	4099	227	4255	227	4389	43	4446	83	4499	64
3900	538	4106	227	4256	227	4390	43	4447	24	4737	224
3901	538	4122	34	4257	227	4394	89	4448	24	4738	224
3902	540	4123	41	4258	36	4399	90	4449	24	4739	223
3903	540	4124	41	4259	79	4406	81	4453	30	4740	223
3904	550	4138	44	4272	80	4407	81	4454	30	4741	224
3905	550	4140	45	4273	48	4408	81	4455	30	4742	224
3910	553	4156	37	4274	48	4409	81	4456	30	4743	223
3911	553	4160	39	4275	29	4410	81	4457	30	4744	223
3912	391	4162	39	4276	48	4411	81	4458	30	4745	224
3912	479	4164	37	4277	48	4412	81	4459	23	4746	224
3913	391	4166	34	4278	48	4413	84	4460	23	4759	223
3913	479	4174	41	4300	89	4414	84	4461	23	4760	223
3914	391	4207	39	4301	84	4415	230	4463	102	4791	412
3914	479	4209	28	4302	87	4416	230	4464	102	4797	210
3916	539	4213	36	4303	80	4417	230	4465	102	4798	210
3917	539	4215	36	4304	90	4418	230	4472	66	4800	214
3918	539	4216	34	4305	90	4419	230	4473	60	4801	214
3919	539	4217	33	4306	88	4420	230	4474	71	4802	214
3920	516	4219	44	4307	85	4421	68	4475	71	4803	213
3921	516	4220	44	4308	86	4422	91	4476	71	4804	213
3922	516	4221	45	4324	31	4423	91	4477	71	4805	213
3923	517	4223	228	4339	45	4424	91	4478	71	4806	214
3924	517	4224	228	4340	45	4425	89	4479	71	4807	214
3925	517	4225	228	4341	45	4426	89	4480	76	4808	214
3926	474	4226	28	4342	35	4427	88	4481	76	4809	213
3927	506	4227	28	4343	35	4428	88	4482	76	4810	213
3928	545	4228	29	4344	35	4429	87	4483	77	4811	213
3929	545	4229	29	4351	37	4430	87	4484	77	4812	214
3930	546	4230	29	4352	37	4431	86	4485	77	4813	214
3931	546	4241	36	4353	37	4432	86	4486	75	4814	214
3932	547	4242	44	4354	37	4433	49	4487	75	4815	213
3933	547	4243	44	4358	104	4434	49	4488	75	4816	213
3934	545	4244	45	4359	104	4435	49	4489	70	4817	213
3935	545	4246	44	4360	104	4437	102	4490	70	4818	204
3936	546	4247	40	4363	80	4438	102	4491	70	4819	204
3937	546	4248	40	4364	79	4439	102	4492	74	4820	204
3938	547	4249	40	4365	83	4440	33	4493	74	4821	204
3939	547	4250	42	4366	87	4441	32	4494	74	4822	204

SKU	P-No.	SKU	P-No.	SKU	P-No.	SKU	P-No.	SKU	P-No.	SKU	P-No.
4823	204	4896	222	4944	209	5055	354	5119	301	5498	276
4824	205	4897	222	4945	209	5056	354	5120	301	5499	277
4825	205	4898	222	4946	209	5057	353	5121	301	5500	277
4826	205	4904	211	4947	209	5058	353	5122	301	5532	263
4827	205	4905	211	4948	209	5059	353	5123	301	5534	263
4828	205	4906	211	4949	210	5068	247	5124	302	5535	262
4829	205	4907	212	4965	352	5069	247	5125	302	5536	262
4830	206	4908	212	4966	352	5070	247	5126	302	5537	263
4831	206	4909	212	4967	377	5071	247	5127	302	5538	263
4832	206	4910	211	4968	378	5072	247	5128	302	5539	262
4833	206	4911	211	4969	359	5073	247	5129	302	5540	262
4834	206	4912	211	4970	351	5074	247	5130	302	5541	272
4835	206	4913	212	4971	351	5075	247	5131	302	5542	272
4854	198	4914	212	4972	357	5076	247	5132	302	5543	257
4855	198	4915	212	4973	357	5077	377	5133	302	5544	257
4856	198	4916	211	4980	351	5078	383	5134	302	5546	264
4857	198	4917	211	4981	351	5079	383	5135	302	5547	264
4858	198	4918	211	4982	378	5081	384	5136	302	5548	264
4859	198	4919	212	4983	350	5082	384	5137	302	5549	264
4860	199	4920	212	4984	350	5083	384	5138	302	5550	256
4861	199	4921	212	4985	350	5084	381	5139	302	5551	256
4862	199	4922	221	4986	359	5085	381	5140	302	5552	256
4863	200	4923	221	4987	243	5086	374	5386	167	5553	256
4864	200	4924	221	4988	243	5087	374	5468	281	5554	264
4865	200	4925	221	4989	243	5088	375	5472	280	5555	264
4866	200	4926	221	4990	243	5089	375	5473	280	5556	257
4867	200	4927	221	4991	243	5090	376	5474	280	5557	266
4868	200	4928	221	4992	243	5091	376	5475	280	5558	266
4869	201	4929	221	4993	243	5092	334	5476	280	5559	266
4870	201	4930	221	4994	243	5093	334	5479	281	5560	266
4871	201	4931	207	4995	243	5094	334	5481	279	5562	349
4872	199	4932	207	4996	356	5095	335	5482	279	5563	349
4873	199	4933	207	4997	358	5096	335	5487	274	5564	349
4874	199	4934	207	4998	356	5097	335	5488	274	5565	349
4887	201	4935	207	4999	358	5098	334	5489	274	5566	347
4888	201	4936	207	5031	210	5099	334	5490	274	5567	347
4889	201	4937	208	5032	210	5107	334	5491	275	5570	344
4890	222	4938	208	5033	210	5108	334	5492	275	5571	382
4891	222	4939	208	5050	356	5109	334	5493	275	5572	382
4892	222	4940	208	5051	356	5110	334	5494	275	5573	267
4893	222	4941	208	5052	356	5116	301	5495	276	5574	267
4894	222	4942	208	5053	355	5117	301	5496	276	5575	267
4895	222	4943	209	5054	355	5118	301	5497	276	5576	267

SKU	P-No.	SKU	P-No.	SKU	P-No.	SKU	P-No.	SKU	P-No.	SKU	P-No.
5577	268	5665	152	5779	132	5835	138	5888	144	5943	146
5578	268	5666	152	5782	156	5836	138	5889	144	5944	146
5579	268	5667	153	5783	158	5837	159	5890	144	5945	146
5580	268	5668	153	5784	158	5838	159	5891	144	5946	148
5581	269	5669	153	5785	158	5839	159	5892	145	5947	148
5582	269	5691	165	5786	156	5840	157	5893	145	5948	148
5583	269	5692	165	5787	156	5841	157	5894	164	5949	146
5584	269	5696	168	5788	156	5842	157	5895	164	5950	146
5585	258	5697	162	5789	126	5843	127	5896	174	5951	146
5586	258	5698	162	5790	126	5844	127	5897	174	5952	148
5587	258	5699	163	5791	126	5845	127	5898	142	5953	148
5588	258	5700	163	5796	132	5846	131	5899	142	5954	148
5589	259	5701	163	5797	132	5847	131	5900	142	5955	146
5590	259	5702	163	5799	156	5848	131	5904	143	5956	146
5591	259	5713	140	5800	156	5849	134	5905	143	5957	146
5592	259	5714	140	5801	158	5850	134	5906	143	5958	149
5593	260	5715	162	5802	158	5851	134	5907	145	5959	149
5594	260	5716	163	5803	158	5852	138	5908	145	5960	149
5595	260	5717	163	5804	156	5853	138	5909	130	5961	147
5596	260	5718	140	5805	156	5854	138	5910	130	5962	147
5597	272	5723	162	5806	156	5855	128	5911	135	5963	147
5598	272	5724	162	5808	126	5857	128	5912	135	5964	149
5599	270	5725	162	5809	126	5858	131	5913	139	5965	149
5600	270	5726	168	5811	130	5859	131	5914	139	5966	149
5601	270	5731	141	5813	133	5860	131	5915	172	5967	147
5602	270	5732	141	5814	133	5861	134	5916	172	5968	147
5603	271	5735	165	5815	133	5862	134	5917	166	5969	147
5604	271	5745	166	5816	138	5863	134	5927	150	5970	128
5605	271	5746	160	5817	138	5864	138	5928	150	5971	128
5606	271	5747	160	5818	138	5866	138	5929	150	5972	128
5607	261	5749	160	5819	159	5875	142	5930	150	5973	155
5608	261	5750	160	5820	159	5876	142	5931	151	5974	155
5609	265	5751	161	5821	159	5877	142	5932	151	5975	155
5610	265	5752	161	5822	157	5878	142	5933	151	6018	189
5611	265	5753	161	5823	157	5879	142	5934	169	6019	177
5612	265	5754	161	5824	157	5880	142	5935	169	6019	180
5613	265	5755	165	5825	127	5881	143	5936	170	6019	183
5614	265	5756	160	5826	127	5882	143	5937	170	6019	184
5649	167	5758	161	5827	127	5883	143	5938	171	6026	184
5661	152	5760	140	5830	130	5884	143	5939	171	6029	177
5662	152	5766	140	5832	133	5885	143	5940	148	6029	183
5663	152	5767	140	5833	133	5886	143	5941	148	6029	184
5664	152	5776	130	5834	138	5887	144	5942	148	6052	248

SKU	P-No.	SKU	P-No.	SKU	P-No.	SKU	P-No.	SKU	P-No.	SKU	P-No.
6053	248	6242	179	6301	236	6344	217	6392	234	6434	241
6054	248	6250	238	6302	236	6345	217	6393	234	6435	241
6055	248	6251	238	6303	194	6346	216	6394	234	7033	388
6056	248	6253	244	6303	236	6347	216	6395	251	7034	387
6057	248	6254	244	6304	236	6348	216	6396	251	7035	389
6062	254	6256	183	6305	236	6349	218	6397	251	7039	388
6151	248	6257	183	6306	236	6350	218	6398	251	7040	388
6166	246	6258	183	6307	236	6351	218	6399	250	7042	387
6166	246	6260	186	6308	236	6352	216	6400	250	7043	387
6167	246	6261	186	6309	235	6353	216	6401	196	7044	231
6167	246	6262	235	6310	235	6354	216	6402	196	7045	231
6168	246	6263	235	6311	244	6355	218	6403	196	7046	417
6168	246	6264	235	6312	244	6356	218	6404	196	7047	417
6169	246	6265	235	6313	237	6357	218	6405	196	7050	392
6170	246	6266	254	6314	237	6358	219	6406	196	7051	389
6171	246	6267	254	6315	237	6359	219	6407	196	7052	389
6172	246	6268	193	6316	237	6360	219	6408	196	7053	390
6173	246	6269	176	6318	238	6361	220	6409	196	7054	390
6174	246	6269	179	6319	238	6362	220	6410	197	7055	396
6179	254	6269	193	6320	238	6363	220	6411	197	7056	396
6184	253	6270	193	6321	238	6364	219	6412	197	7057	425
6185	253	6271	193	6322	239	6365	219	6413	197	7058	424
6198	253	6272	235	6323	239	6366	219	6414	197	7060	426
6199	253	6273	235	6324	239	6367	220	6415	197	7061	426
6200	253	6276	224	6325	240	6368	220	6416	197	7062	427
6201	253	6277	223	6326	240	6369	220	6417	197	7063	427
6202	245	6278	224	6327	191	6370	219	6418	197	7064	414
6203	245	6279	223	6328	193	6371	219	6419	176	7065	414
6217	178	6280	224	6329	184	6372	219	6420	176	7067	419
6217	178	6281	223	6330	181	6373	220	6421	176	7067	419
6221	178	6282	252	6331	181	6374	220	6422	199	7068	420
6221	178	6283	252	6332	186	6375	220	6423	199	7069	420
6222	178	6284	252	6333	186	6376	180	6424	199	7070	418
6222	178	6285	252	6334	214	6380	182	6425	185	7071	418
6229	234	6286	252	6335	215	6381	182	6426	185	7072	423
6230	234	6287	252	6336	215	6384	183	6427	185	7073	423
6231	234	6292	198	6337	217	6385	183	6427	193	7074	425
6236	179	6293	198	6338	217	6386	183	6428	202	7075	425
6237	179	6294	198	6339	217	6387	250	6429	202	7076	415
6238	180	6295	200	6340	215	6388	250	6430	202	7077	415
6239	180	6296	200	6341	215	6389	241	6431	202	7078	431
6240	179	6297	200	6342	215	6390	241	6432	187	7079	431
6241	179	6299	236	6343	217	6391	241	6433	187	7080	431

SKU	P-No.	SKU	P-No.	SKU	P-No.	SKU	P-No.	SKU	P-No.	SKU	P-No.
7081	432	7132	52	7185	77	7234	228	7282	18	7321	42
7082	432	7133	52	7186	77	7235	228	7283	19	7322	42
7083	432	7134	52	7187	78	7236	228	7284	18	7323	42
7084	433	7142	62	7188	78	7237	38	7285	16	7324	15
7085	433	7143	62	7189	78	7238	38	7286	16	7325	15
7086	433	7144	62	7190	78	7239	38	7287	16	7326	15
7087	431	7145	60	7191	78	7240	27	7288	16	7327	56
7088	431	7146	59	7196	34	7241	27	7289	16	7328	56
7089	431	7147	59	7197	34	7242	27	7290	16	7329	101
7090	432	7148	59	7198	34	7243	104	7291	14	7330	101
7091	432	7150	22	7199	41	7244	104	7292	14	7331	101
7092	432	7151	22	7200	41	7245	104	7293	14	7332	101
7093	433	7152	77	7201	41	7246	26	7294	15	7333	101
7094	433	7153	77	7202	39	7251	61	7295	15	7334	101
7095	433	7154	77	7203	39	7252	61	7296	15	7335	55
7096	400	7155	67	7204	39	7253	104	7297	15	7336	55
7097	400	7156	67	7205	104	7254	104	7298	15	7337	103
7098	386	7157	66	7206	104	7255	104	7299	15	7338	103
7099	386	7158	53	7207	104	7256	38	7300	17	7339	103
7101	69	7159	53	7208	47	7257	38	7301	17	7340	20
7102	69	7160	53	7209	47	7258	38	7302	17	7340	103
7103	69	7161	53	7210	47	7260	28	7303	20	7341	25
7104	70	7162	53	7211	46	7261	28	7303	97	7342	25
7105	70	7163	53	7212	47	7262	28	7304	20	7343	25
7106	70	7164	53	7213	47	7263	35	7304	97	7344	25
7107	72	7165	53	7214	47	7264	35	7305	20	7346	33
7108	72	7166	53	7215	46	7265	35	7305	97	7348	33
7109	72	7167	100	7216	58	7266	26	7306	20	7349	28
7110	65	7168	100	7217	58	7267	26	7306	97	7350	28
7110	73	7169	100	7218	57	7268	26	7307	20	7351	28
7111	73	7170	82	7219	57	7269	98	7307	97	7352	27
7112	73	7173	38	7220	57	7270	98	7308	20	7353	27
7113	63	7174	38	7221	31	7271	98	7308	97	7354	27
7114	63	7175	38	7222	31	7272	50	7309	16	7355	14
7115	63	7176	73	7223	31	7273	50	7310	98	7356	14
7116	64	7177	73	7224	23	7274	50	7311	98	7357	42
7121	22	7178	75	7225	82	7275	50	7312	98	7358	42
7123	43	7179	75	7226	82	7276	50	7313	52	7359	42
7124	43	7180	75	7229	31	7277	50	7314	52	7360	14
7125	43	7181	76	7230	33	7278	51	7317	24	7361	14
7126	99	7182	76	7231	33	7279	51	7318	36	7361	68
7127	99	7183	76	7232	32	7280	51	7319	36	7362	40
7128	99	7184	77	7233	32	7281	51	7320	36	7362	68

SKU	P-No.	SKU	P-No.	SKU	P-No.	SKU	P-No.	SKU	P-No.		
7363	40	8096	371	8233	435	8277	401	9997	190	62436	180
7364	40	8097	371	8234	435	8278	403	9999	190	63776	179
7365	18	8098	372	8235	435	8279	403	11077	454	63786	180
7366	17	8099	368	8236	435	8500	386	11079	455	63796	180
7367	17	8100	368	8237	435	8501	393	11088	456	71001	65
7368	19	8120	200	8238	435	8502	394	36265	124	71011	69
7500	408	8121	200	8239	436	8503	395	42411	34	71031	69
7501	408	8122	201	8240	436	8504	393	42501	41	71041	70
7502	408	8123	201	8241	436	8504	395	42511	41	71071	72
7503	408	8200	369	8242	436	8505	394	42521	41	71081	72
7504	409	8201	369	8243	436	8507	398	42591	79	71091	72
7505	409	8202	445	8244	436	8508	398	43001	89	71811	76
7506	409	8203	445	8245	437	8514	390	43011	84		
7507	409	8204	445	8246	437	8515	390	43061	88		
7508	411	8205	445	8247	437	9104	173	43071	85		
7509	411	8206	445	8249	370	9546	173	43421	35		
7510	411	8207	445	8250	449	9852	402	43431	35		
7511	411	8208	437	8251	449	9853	402	43441	35		
7512	411	8209	439	8252	449	9854	402	43641	80		
7513	416	8210	439	8253	449	9944	328	43651	84		
7514	416	8211	439	8254	450	9945	328	43881	86		
7515	412	8212	439	8255	450	9947	297	44141	84		
7516	412	8213	440	8256	450	9952	328	44251	89		
7517	412	8214	440	8257	450	9953	328	44291	87		
7518	412	8215	440	8258	451	9954	328	44301	87		
7519	421	8216	440	8259	451	9955	328	44801	75		
7520	421	8217	442	8260	451	9966	190	44921	74		
7521	422	8218	442	8261	451	9969	189	44931	74		
7522	422	8219	442	8262	446	9970	190	44941	74		
7523	402	8220	442	8263	446	9981	296	60246	177		
7524	430	8221	443	8264	446	9982	296	60256	177		
7525	430	8222	443	8265	446	9983	296	60266	184		
7526	430	8223	443	8266	447	9984	296	60276	184		
7527	430	8224	443	8267	447	9985	296	60286	177		
8036	204	8225	444	8268	447	9986	296	60696	184		
8038	206	8226	444	8269	447	9987	296	62186	178		
8058	204	8227	444	8270	448	9989	189	62196	178		
8060	206	8228	444	8271	448	9990	297	62206	178		
8070	203	8229	405	8272	448	9991	297	62366	179		
8073	203	8230	406	8273	448	9992	297	62376	179		
8074	203	8231	405	8274	370	9993	297	62406	179		
8075	203	8231	406	8275	194	9994	297	62416	179		
8076	203	8232	437	8276	401	9995	297	62426	179		

Certificates



DIALux Partner



TUV



RoHS



The LIA Member



CE / LVD

INTRODUCING



5 **YEAR** **WARRANTY**
PRODUCTS



Head Offices

Sofia | London

Showroom Support

Vienna | Bucharest | Budapest

Paris | Frankfurt | Birmingham



Europe Office

1, Iliansko Shanssee Blvd,
Sofia 1220, Bulgaria
www.v-tac.eu

UK Office

Unit No. 9, Armstrong Way,
Western Industrial Park,
Southall, London,
UB24SD, UK.
www.v-tac.co.uk

Middle East Office

Unit# 407/8/9 Jumeirah
Bay Towers,
Plot# X3, JLT,
P.O. Box 45244, Dubai.
www.vtacexports.com