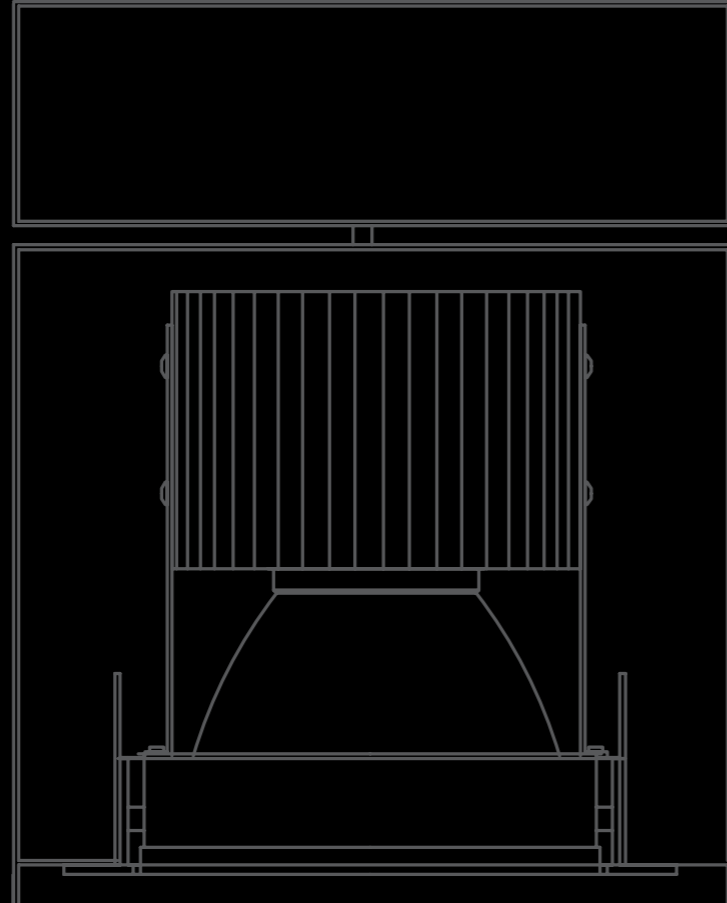


B R // G H T[®]
SPECIAL LIGHTING

fibreLED
LED Lighting Specialists

fibreled.com

MOUNTED ON CEILING



PENDO  204-209

ROLLY  210-211

ROLLER  210-211

ULNA  212-213

SALUS  214-215

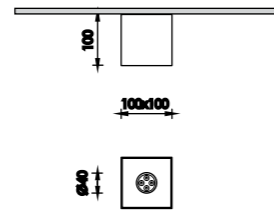
ALTO  216-217

GALAXY  216-217

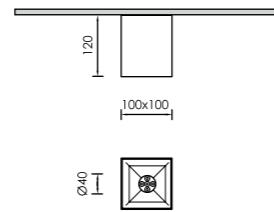
LINE  218-219

INDOOR // MOUNTED ON CEILING
PENDO CEILING

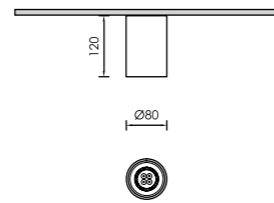
PENDO SQ CEILING



PENDO SQ 2 CEILING



PENDO MS CEILING



The majority of this category's luminaires have circular or conic shape and can be placed on any ceiling providing direct lighting in an area. The Mounted on Ceiling lighting fixtures are used in houses, commercial /public areas, exhibitions and offices as well.

TECHNICAL DETAILS

Housing: Cast-pressed aluminium / Extruded aluminium
IP: 20 **IK:** 03

COLORS



LIGHTING SOURCES

PAR16/GU10/230V LED Lamp

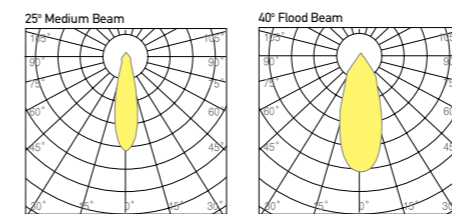
H.P.LED Module 5x1W / 1.5W | 25°/40° | CRI80 | 3000K / 4000K

5.0W - 350mA - 775Lm 155Lm/W / 850Lm 170Lm/W

7.5W - 500mA - 1075Lm 143Lm/W / 1150Lm 153Lm/W

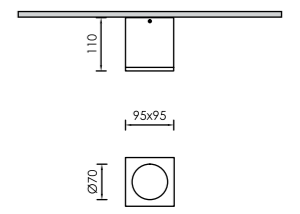
3step MacAdam | Ripple < 3% Lifetime > 50.000h

LM80 test report



LED replacement with tools | Lamp replacement without tools

PENDO M SQUARE CEILING



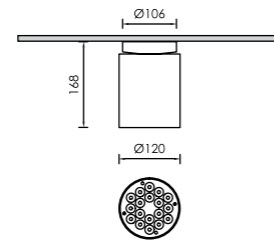
Diffuser: Safety glass clear
IP: 40



MOUNTED ON CEILING

INDOOR // MOUNTED ON CEILING
PENDO 1 CEILING

PENDO 1 CEILING H.P.LED



TECHNICAL DETAILS

Housing: Extruded aluminium
Diffuser: Clear polycarbonate
Control Gear: Built-in electronic transformer / driver
IP: 20 **IK:** 07

COLORS



ACCESSORIES



LIGHTING SOURCES

R111/G53/12V LED Lamp
PAR30/E27/E26/230V LED Lamp

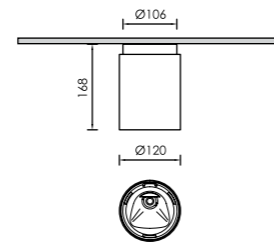
Module 18x H.P.LED

18W - 350mA - 1062Lm

3step MacAdam | Ripple < 3% | Lifetime>50.000h

LM80 test report | Diffuser: PMMA Lenses

PENDO 1 CEILING ASYMMETRIC



LIGHTING SOURCES

R111/G53/12V LED Lamp
PAR30/E27/E26/230V LED Lamp

PrevaLED COIN 111 AC 230V | 24°/40° | 3000K / 4000K

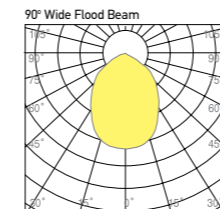
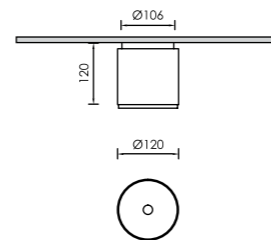
15.5W - CRI83 - 1250Lm 81Lm/W / 1350Lm 87Lm/W

22.5W - CRI83 - 1850Lm 82Lm/W / 1950Lm 87Lm/W

3step MacAdam | Ripple < 3% | Lifetime>50.000h

LM80 test report

PENDO 1 CEILING LED



Led Light Engine CRI80

11.6W - 3000K - 1020Lm - 220/240V - 50/60Hz - 88Lm/W

11.6W - 4000K - 1070Lm - 220/240V - 50/60Hz - 92Lm/W



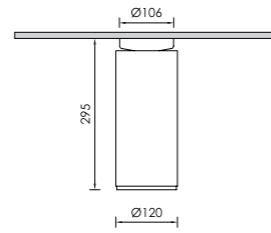
Reflector replacement with tools
 In case of safety glass IK rating turns to 02
 LED replacement with tools | Lamp replacement without tools

MOUNTED ON CEILING

INDOOR // MOUNTED ON CEILING

PENDO 2 CEILING

PENDO 2 CEILING



TECHNICAL DETAILS

Housing: Extruded aluminium
Diffuser: Clear polycarbonate
Control Gear: Built-in electronic transformer / driver
IP: 20 **IK:** 07

COLORS



ACCESSORIES



LIGHTING SOURCES

PAR30/E27/E26/230V LED Lamp

R111/G53/12V LED Lamp

Module 18x H.P.LED | 15° / 25° / 40° | Diffuser: PMMA Lenses
 18W - 350mA - 1062Lm

PrevaLED COIN 111 AC 230V | 24°/40° | 3000K / 4000K

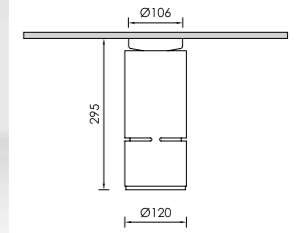
15.5W - CRI83 - 1250Lm 81Lm/W / 1350Lm 87Lm/W

22.5W - CRI83 - 1850Lm 82Lm/W / 1950Lm 87Lm/W

3step MacAdam | Ripple < 3% | Lifetime>50.000h
LM80 test report



PENDO 2R CEILING



Reflector: Circular diamond aluminium facets
 (15°, 24°, 40°, 60°)

S.S.LED High Output - CRI80 / CRI90

11.6W - 3000K - 350mA - 1978Lm - 170Lm/W / 1695Lm - 146Lm/W

11.6W - 4000K - 350mA - 2077Lm - 179Lm/W / 1781Lm - 153Lm/W

16.9W - 3000K - 500mA - 2752Lm - 163Lm/W / 2358Lm - 139Lm/W

16.9W - 4000K - 500mA - 2890Lm - 171Lm/W / 2478Lm - 147Lm/W

24.2W - 3000K - 700mA - 3721Lm - 153Lm/W / 3188Lm - 131Lm/W

24.2W - 4000K - 700mA - 3907Lm - 161Lm/W / 3350Lm - 138Lm/W

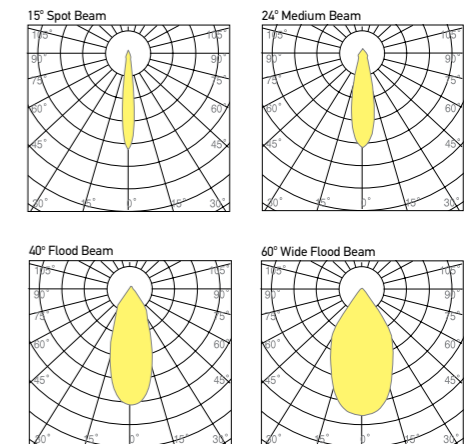
28.0W - 3000K - 800mA - 4178Lm - 149Lm/W / 3579Lm - 128Lm/W

28.0W - 4000K - 800mA - 4387Lm - 157Lm/W / 3761Lm - 134Lm/W

30.8W - 3000K - 900mA - 5048Lm - 164Lm/W / 4345Lm - 141Lm/W

30.8W - 4000K - 900mA - 5315Lm - 172Lm/W / 4554Lm - 148Lm/W

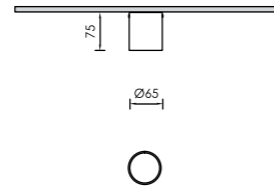
3step MacAdam | Ripple < 3% | Lifetime>50.000h
LM80 test report | Transmittance: 86%



Reflector replacement with tools
 In case of safety glass IK rating turns to 02
 LED replacement with tools | Lamp replacement without tools

ROLLY

ROLLY 1



TECHNICAL DETAILS

Housing: Pressed aluminium
IP: 20 **IK:** 02

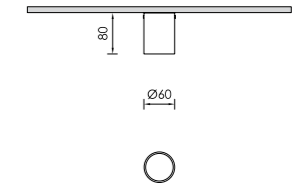
COLORS



LIGHTING SOURCES

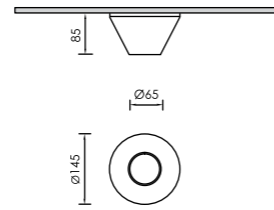
PAR16/GU10/230V LED Lamp

ROLLY 3

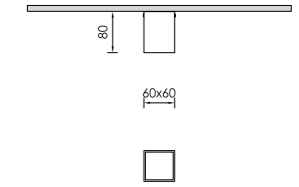



Housing: Extruded aluminium

ROLLY 2



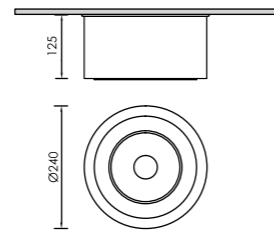
ROLLY 3 SQ



Lamp replacement without tools

ROLLER


MINI ROLLER FLUXUS T-M LED



TECHNICAL DETAILS

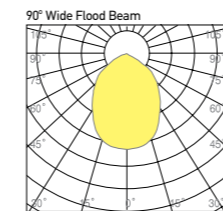
Housing: Cast-pressed aluminium / Pressed aluminium
Control Gear: Built-in electronic driver
Reflector: Circular brightened spherical facets (90°)
IP: 20 **IK:** 04

COLORS




LIGHTING SOURCES

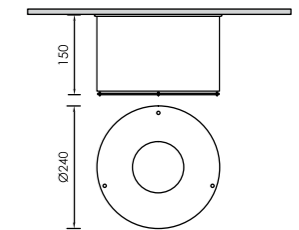
Led Light Engine CR180 230V
22.7W - 3000K - 2040Lm - 88Lm/W
22.7W - 4000K - 2140Lm - 92Lm/W



Lamp replacement without tools
Reflector replacement with tools



MINI ROLLER 05



Housing: Pressed aluminium
Diffuser: Decorative sandblast glass
Reflector: Anodized aluminium
IK: 03

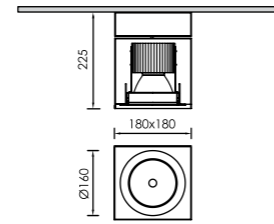
PLC /2-4PINS LED Lamp

LED replacement with tools
Reflector replacement with tools

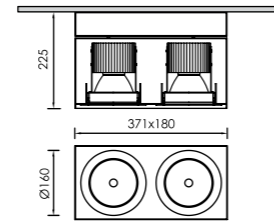
MOUNTED ON CEILING

ULNA

ULNA 1F



ULNA 2F



TECHNICAL DETAILS

Housing: Pressed formed steel / Cast-pressed aluminium

Diffuser: Clear polycarbonate

Rotation: Vertical 30°

Control Gear: Built-in electronic transformer / driver

Reflector: Circular diamond aluminium facets
(15°, 24°, 40°, 60°)

IP: 20 **IK:** 07

COLORS



ACCESSORIES



LIGHTING SOURCES

R111/G53/12V LED Lamp

PAR30/E27/230V LED Lamp

Module 18x H.P.LED | 15° / 25° / 40° | Diffuser: PMMA Lenses
18W - 350mA - 1062Lm

PrevaLED COIN 111 G2 | 24°/40° | 3000K / 4000K

17.3W - CRI92 - 1430Lm 82Lm/W / 1560Lm 90Lm/W

21.6W - CRI83 - 2300Lm 106Lm/W / 2500Lm 115Lm/W

32.1W - CRI83 - 3300Lm 102Lm/W / 3600Lm 112Lm/W

3step MacAdam | Ripple < 3% | Lifetime>50.000h

LM80 test report

S.S.LED High Output - CRI80 / CRI90

11.6W - 3000K - 350mA - 1978Lm - 170Lm/W / 1695Lm - 146Lm/W

11.6W - 4000K - 350mA - 2077Lm - 179Lm/W / 1781Lm - 153Lm/W

16.9W - 3000K - 500mA - 2752Lm - 163Lm/W / 2358Lm - 139Lm/W

16.9W - 4000K - 500mA - 2890Lm - 171Lm/W / 2478Lm - 147Lm/W

24.2W - 3000K - 700mA - 3721Lm - 153Lm/W / 3188Lm - 131Lm/W

24.2W - 4000K - 700mA - 3907Lm - 161Lm/W / 3350Lm - 138Lm/W

28.0W - 3000K - 800mA - 4178Lm - 149Lm/W / 3579Lm - 128Lm/W

28.0W - 4000K - 800mA - 4387Lm - 157Lm/W / 3761Lm - 134Lm/W

30.8W - 3000K - 900mA - 5048Lm - 164Lm/W / 4345Lm - 141Lm/W

30.8W - 4000K - 900mA - 5315Lm - 172Lm/W / 4554Lm - 148Lm/W

36.4W - 3000K - 1050mA - 5780Lm - 159Lm/W / 4975Lm - 137Lm/W

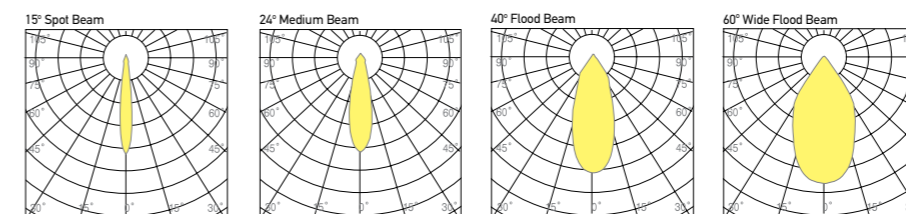
36.4W - 4000K - 1050mA - 6085Lm - 167Lm/W / 5214Lm - 143Lm/W

3step MacAdam | Ripple < 3% | Lifetime>50.000h

LM80 test report | Transmittance: 86%



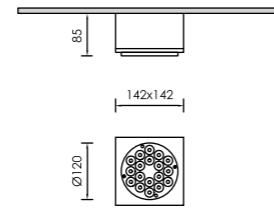
Efficiency in organization and extraordinary in-house vertical integration in manufacturing in manufacturing we are able to create customized solutions and individual products that meet the particular needs of lighting designers. As results in functional, efficient luminaires, that are completed only by our high design orientation.



Reflector replacement without tools
In case of safety glass IK rating turns to 02
LED replacement with tools | Lamp replacement without tools

INDOOR // MOUNTED ON CEILING
SALUS 5 CEILING

SALUS 5 CEILING H.P.LED



TECHNICAL DETAILS

Housing: Cast-pressed aluminium
Control Gear: Built-in electronic transformer / driver
IP: 20 **IK:** 03

COLORS



ACCESSORIES



LIGHTING SOURCES

ES111/GU10/230V LED Lamp

QR111/G53/12V LED Lamp

Module 18x H.P.LED | 15° / 25° / 40° | Diffuser: PMMA Lenses
 18W - 350mA - 1062Lm

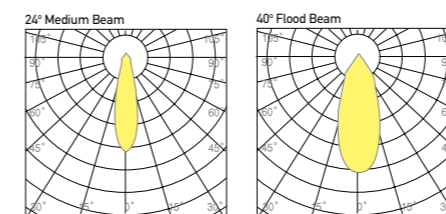
PrevaLED COIN 111 AC 230V | 24°/40° | 3000K / 4000K

15.5W - CRI83 - 1250Lm 81Lm/W / 1350Lm 87Lm/W
 22.5W - CRI83 - 1850Lm 82Lm/W / 1950Lm 87Lm/W

PrevaLED COIN 111 G2 | 24°/40° | 3000K / 4000K

17.3W - CRI92 - 1430Lm 82Lm/W / 1560Lm 90Lm/W
 21.6W - CRI83 - 2300Lm 106Lm/W / 2500Lm 115Lm/W
 32.1W - CRI83 - 3300Lm 102Lm/W / 3600Lm 112Lm/W

3step MacAdam | Ripple < 3% | Lifetime>50.000h
LM80 test report

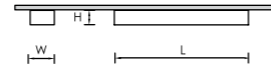


LED replacement with tools | Lamp replacement without tools



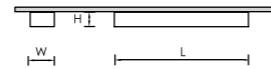
ALTO

ALTO DOUBLE PARABOLIC 4x



L	W	H
595	595	65
615	605	85

ALTO OPAL 4x



L	W	H
595	595	65
615	605	85

TECHNICAL DETAILS

Housing: Pressed formed steel
Control Gear: Built-in electronic driver
Diffuser: Matt opal cover of extruded PMMA
Reflector: Double parabolic aluminium
IP: 20 **IK:** 04

COLORS



ACCESSORIES



CONVERSION
KIT+BATTERY

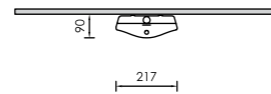
LIGHTING SOURCES

T5/T8 LED Lamp
Linear LED GS 4x12.10W | CRI80 | 3000K/4000K
 48.40W - 6992Lm 145Lm/W / 7336Lm 152Lm/W
Transmittance: 70% | 3step MacAdam
Ripple < 3% | Lifetime>50.000h | LM80 test report


Reflector replacement with tools
 LED replacement with tools | Lamp replacement without tools

GALAXY

GALAXY



L: 620mm/1220mm/1520mm



TECHNICAL DETAILS

Housing: Pressed formed steel
Diffuser: Semi clear polycarbonate cover
Control Gear: Built-in electronic driver
IP: 40 **IK:** 05

COLORS



ACCESSORIES



CONVERSION
KIT+BATTERY

LIGHTING SOURCES

T5/T8 LED Lamp
Linear LED GS | CRI80 | 3000K / 4000K
 24.20W - 3496Lm 145Lm/W / 3667Lm 152Lm/W
 48.40W - 6992Lm 145Lm/W / 7334Lm 152Lm/W
 60.50W - 8740Lm 145Lm/W / 9168Lm 152Lm/W
Transmittance: 70% | 3step MacAdam
Ripple < 3% | Lifetime>50.000h | LM80 test report

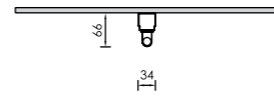
Reflector replacement with tools
 LED replacement with tools | Lamp replacement without tools



MOUNTED ON CEILING

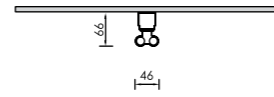
LINE T5

LINE T5 1F



L: 620mm/1230mm/1530mm

LINE T5 2F



L: 620mm/1230mm/1530mm

TECHNICAL DETAILS

Housing: Pressed formed steel
Reflectors: Shiny 1, Shiny 2 and White
Control Gear: Built-in electronic driver
Reflector: Anodized aluminium
IP: 20 **IK:** 02

COLORS



ACCESSORIES



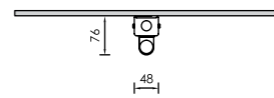
LIGHTING SOURCES

T5/T8 LED Lamp

Lamp replacement without tools
Reflector replacement with tools

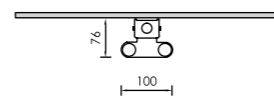
LINE T8

LINE T8 1F




L: 620mm/1230mm/1530mm

LINE T8 2F



L: 620mm/1230mm/1530mm



MOUNTED ON CEILING

fibreLED
LED Lighting Specialists

fibreled.com