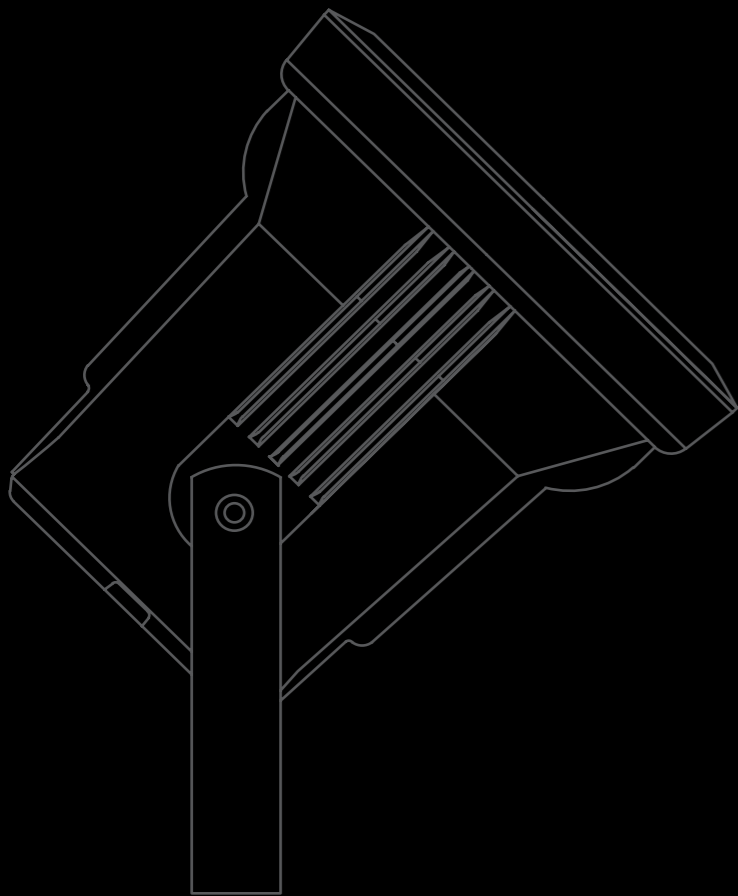










B R // G H T[®]
SPECIAL LIGHTING

fibreLED
LED Lighting Specialists





fibreled.com






OUTDOOR








FLOODLIGHTS		354-381
WALL		382-425
IN-GROUND		426-441
RECESSED WALL		442-453
RECESSED		454-459
CEILING		460-475
BOLLARDS		476-499
POLES		500-511

FLOODLIGHTS






DENUS		354-355
NEPA		356-359
TENAX		360-363
PENDO		364-365
FORTIS		366-367
NUDO - SATIS		368-369
NEXUS		370-371
TERES		372-375
REGIO		376-377
SAPOR		378-379
FELIX		380-381
WALL		
NEPA		382-383
NUDO - PENDO		384-385
COPIA		386-387
NOXA		388-389

VARIUS		390-397
NEXUS		398-399
TENOR		400-401
PORTO		402-403
TERES		404-425

IN-GROUND

DENUS		426-427
NOVUS		428-429
NEPA - TERES		430-435
NEXUS		436-437
FAMA		438-439
REGIO		440-441






RECESSED WALL

NOXA		442-443
NUDO		444-445
SATIS		446-447
NEXUS		448-451
STIPO		452-453







RECESSED

NEPA		454-455
TERES - PENDO		456-457
FETUS		458-459





CEILING

NINIO		460-465
NOVUS		466-467
PALIO		468-469
TERES		470-473
PENDO		474-475

BOLLARDS

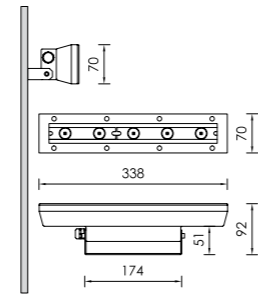
COPIA - TERES		476-477
TERES		478-489
TALIS - PALUS		490-491
FORTIS		492-493
CONTO		494-497
NEPA - TENAX		498-499

POLES

TERES		500-505
TERES - TACTUS		506-507
TACTUS - NINIO S		508-509
MAGNUM		510-511

DENUS


DENUS OUTDOOR H.P.LED



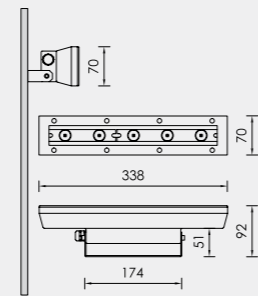
TECHNICAL DETAILS

Housing: Cast-pressed aluminium
Diffuser: Safety glass clear / sandblast
Rotation: Vertical 90°
Control Gear: Built-in electronic driver
IP: 65 **IK:** 05

COLORS



DENUS OUTDOOR H.P.LED BRASS




Housing: Cast-pressed brass

COLORS



ACCESSORIES

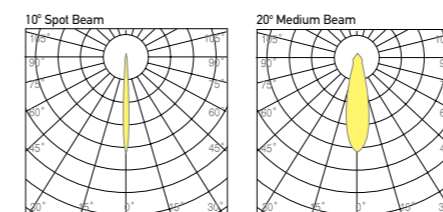


LIGHTING SOURCES

5x H.P.LED

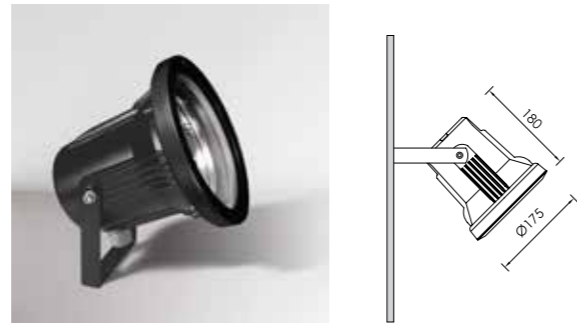
5.0W - 350mA - CRI80 - 3000K - 775Lm - 155Lm/W
 5.0W - 350mA - CRI80 - 4000K - 850Lm - 170Lm/W
 7.3W - 500mA - CRI80 - 3000K - 1075Lm - 148Lm/W
 7.3W - 500mA - CRI80 - 4000K - 1150Lm - 157Lm/W

Lenses: 25°/40°/Oval Beam 30°/65° | **Reflector:** 10°/20°
3step MacAdam | Ripple < 3% | Lifetime>50.000h
LM80 test report



LED replacement with tools
 Reflector replacement with tools

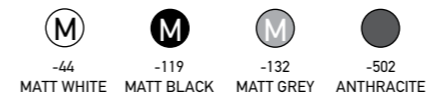
NEPA MAX OUTDOOR




TECHNICAL DETAILS

Housing: Cast-pressed aluminium
Diffuser: Safety glass clear / sandblast
Rotation: Vertical 90°
Control Gear: Built-in electronic driver
IP: 65 **IK:** 05

COLORS



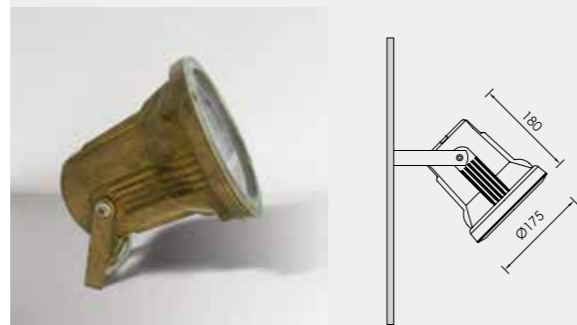
ACCESSORIES



NEPA MAX OUTDOOR TR



NEPA MAX OUTDOOR BRASS




Housing: Cast-pressed brass


COLORS



NEPA MAX OUTDOOR TR BRASS



NEPA MAX OUTDOOR Q H.P.LED



LIGHTING SOURCES

PAR30/E27/E26/230V LED Lamp

Module 18x RGB H.P.LED | 15°/25°/ 40° | Diffuser: PMMA Lenses

18W - 350mA - 1062Lm

PrevaLED COIN 111 G2 | 24°/40° | 3000K / 4000K

17.3W - CRI92 - 1430Lm 82Lm/W / 1560Lm 90Lm/W

PrevaLED COIN 111 AC 230V | 24°/40° | 3000K / 4000K

15.5W - CRI83 - 1250Lm 81Lm/W / 1350Lm 87Lm/W

12x H.P.LED Ø132mm

12W - 350mA - CRI80 - 3000K - 1850Lm - 155Lm/W

12W - 350mA - CRI80 - 4000K - 2.000Lm - 166Lm/W

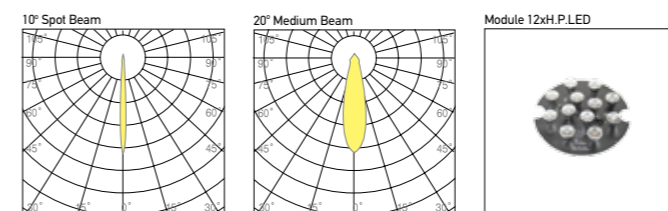
18W - 500mA - CRI80 - 3000K - 2.550Lm - 142Lm/W

18W - 500mA - CRI80 - 4000K - 2.700Lm - 150Lm/W


Lenses: 25°/40°/Oval Beam 30°65° | Reflector: 10°/20°

3step MacAdam | Ripple < 3% | Lifetime>50.000h

LM80 test report



LED replacement with tools
 Reflector replacement with tools



NEPA

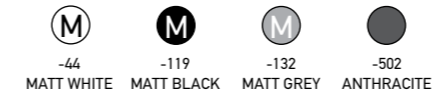
NEPA OUTDOOR



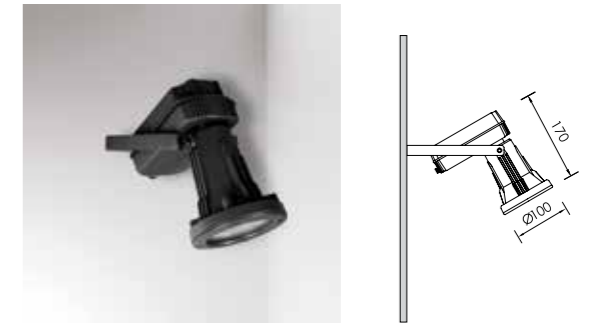
TECHNICAL DETAILS

Housing: Cast-pressed aluminium
Diffuser: Safety glass clear / sandblast
Rotation: Vertical 90°
Control Gear: Built-in electronic transformer / driver
IP: 65 **IK:** 05

COLORS



NEPA OUTDOOR TR

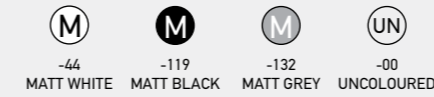


NEPA OUTDOOR BRASS



Housing: Cast-pressed brass

COLORS



NEPA OUTDOOR TR BRASS



LIGHTING SOURCES

PAR16/GU10/230V LED Lamp

MR16/GU5.3/12V LED Lamp

3x H.P.LED Ø50mm

3.0W - 350mA - CRI80 - 3000K - 465Lm - 155Lm/W

3.0W - 350mA - CRI80 - 4000K - 500Lm - 166Lm/W

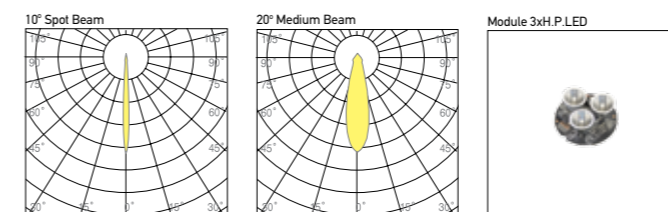
4.5W - 500mA - CRI80 - 3000K - 640Lm - 142Lm/W

4.5W - 500mA - CRI80 - 4000K - 675Lm - 150Lm/W

Lenses: 25°/40°/Oval Beam 30°65° | **Reflector:** 10°/20°

3step MacAdam | Ripple < 3% | Lifetime>50.000h

LM80 test report



LED replacement with tools
 Reflector replacement with tools



TENAX

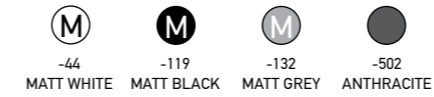
MINI TENAX



TECHNICAL DETAILS

Housing: Cast-pressed aluminium
Diffuser: Safety glass clear / sandblast
Rotation: Vertical 90°
Control Gear: Built-in electronic transformer / driver
IP: 65 **IK:** 05

COLORS



MINI TENAX TR



MINI TENAX BRASS

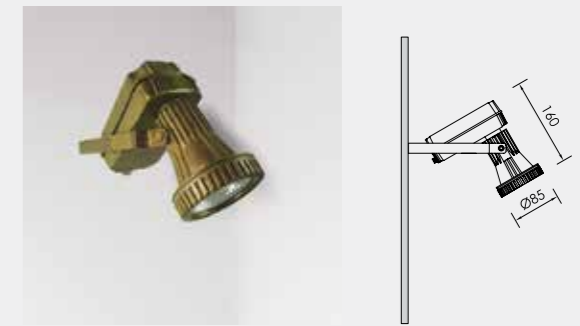


Housing: Cast-pressed brass

COLORS



MINI TENAX TR BRASS

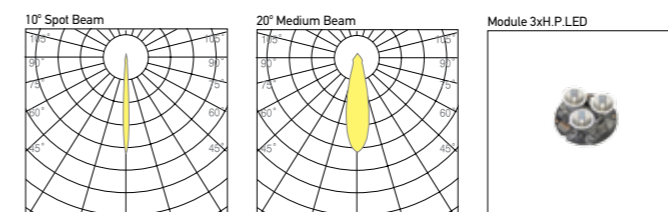


LIGHTING SOURCES

PAR16/GU10/230V LED Lamp
MR16/GU5.3/12V LED Lamp

3x H.P.LED Ø50mm
 3.0W - 350mA - CRI80 - 3000K - 465Lm - 155Lm/W
 3.0W - 350mA - CRI80 - 4000K - 500Lm - 166Lm/W
 4.5W - 500mA - CRI80 - 3000K - 640Lm - 142Lm/W
 4.5W - 500mA - CRI80 - 4000K - 675Lm - 150Lm/W


Lenses: 25°/40°/Oval Beam 30°65° | **Reflector:** 10°/20°
3step MacAdam | Ripple < 3% | Lifetime>50.000h
LM80 test report



LED replacement with tools
 Reflector replacement without tools

TENAX


TENAX



TECHNICAL DETAILS

Housing: Cast-pressed aluminium
Diffuser: Safety glass clear / sandblast
Rotation: Vertical 90°
Control Gear: Built-in electronic driver
IP: 65 **IK:** 05

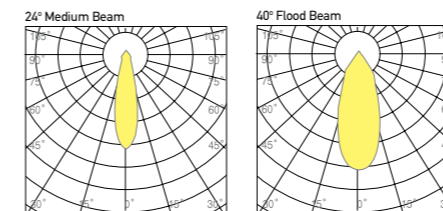


COLORS



LIGHTING SOURCES

PAR30/E27/E26/230V LED Lamp
PrevaLED COIN 111 G2 | 24°/40° | 3000K / 4000K
 17.3W - CRI92 - 1430Lm 82Lm/W / 1560Lm 90Lm/W
PrevaLED COIN 111 AC 230V | 24°/40° | 3000K / 4000K
 15.5W - CRI83 - 1250Lm 81Lm/W / 1350Lm 87Lm/W
Lenses: 25°/40°/Oval Beam 30°65° | Reflector: 10°/20°
3step MacAdam | Ripple < 3% | Lifetime>50.000h
LM80 test report

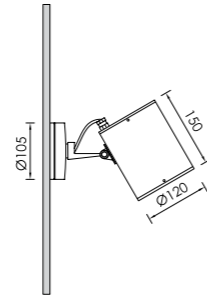
BRIGHT's range of outdoor luminaires provides efficient visual comfort – not only by way of futureproof light sources and control gear but also through optimum and effective lighting technology for a wide variety of applications.



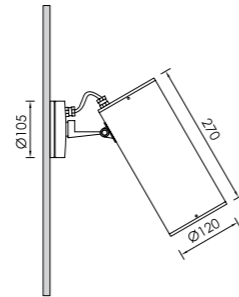
Lamp replacement with tools
 Reflector replacement with tools

PENDO

PENDO 1 IP65



PENDO 2 IP65



TECHNICAL DETAILS

Housing: Cast-pressed aluminium


Diffuser: Safety glass clear / sandblast

Rotation: Vertical 90°

Reflector: Circular brightened aluminium diamond facets (15°, 24°, 40°, 60°)

IP: 65 **IK:** 07

COLORS



ACCESSORIES



LIGHTING SOURCES

PAR30/Classic/E27/E26/230V LED Lamp

Module 18x RGB H.P.LED | 15° / 25° / 40° | Diffuser: PMMA Lenses

18W - 350mA - 1062Lm

PENDO 2 IP65:

PrevaLED Core AC G2 | CRI80

8.6W - 3000K - 800Lm - 93Lm/W

8.9W - 2700K - 800Lm - 90Lm/W

18.4W - 4000K - 2000Lm - 109Lm/W

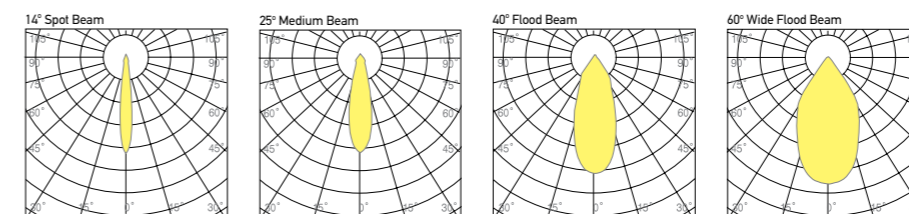
19.6W - 3000K - 2000Lm - 102Lm/W

PrevaLED COIN 111 AC 230V | 24°/40° | 3000K / 4000K

15.5W - CRI83 - 1250Lm 81Lm/W / 1350Lm 87Lm/W

3step MacAdam | Ripple < 3% | Lifetime>50.000

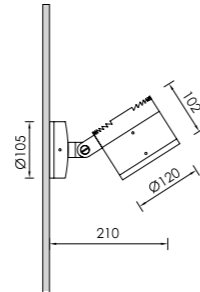
LM80 test report



LED replacement with tools
Reflector replacement with tools

FORTIS

FORTIS Q LED



TECHNICAL DETAILS

Housing: Cast-pressed aluminium


Diffuser: Safety glass clear / sandblast

Rotation: Vertical 90°

Reflector: Circular brightened aluminium diamond facets (15°, 24°, 40°, 60°)

IP: 65 **IK:** 06

COLORS



LIGHTING SOURCES

PrevaLED Core AC G2 | CRI80

8.6W - 3000K - 800Lm - 93Lm/W

8.9W - 2700K - 800Lm - 90Lm/W

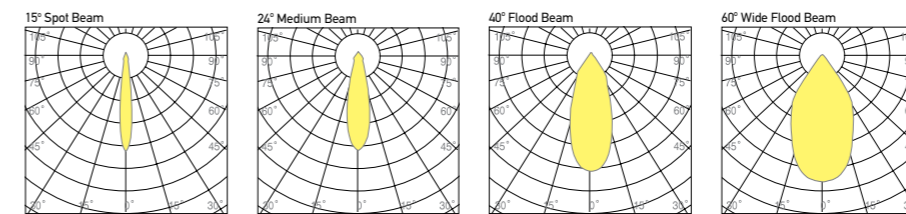

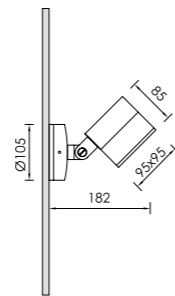
18.4W - 4000K - 2000Lm - 109Lm/W

19.6W - 3000K - 2000Lm - 102Lm/W

3step MacAdam | Ripple < 3% | Lifetime>50.000h

LM80 test report

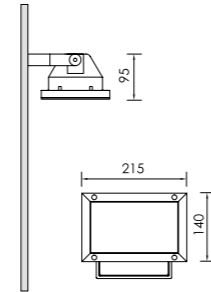
FORTIS Q LED



LED replacement with tools
Reflector replacement with tools

NUDO


NUDO OUTDOOR H.P.LED



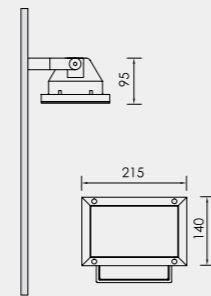
TECHNICAL DETAILS

Housing: Cast-pressed aluminium
Diffuser: Safety glass clear / sandblast
Rotation: Vertical 90°
Control Gear: Built-in electronic driver
IP: 65 **IK:** 05

COLORS

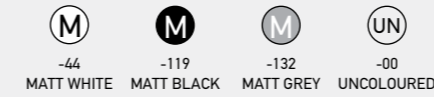


NUDO OUTDOOR H.P.LED BRASS

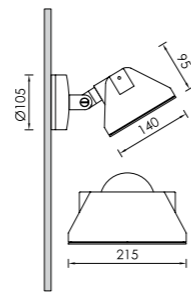


Housing: Cast-pressed brass

COLORS



NUDO WALL Q H.P.LED



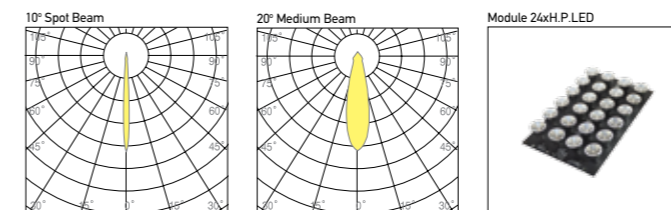
ACCESSORIES



LIGHTING SOURCES

24x H.P.LED 170x100mm
 24W - 700mA - CRI80 - 3000K - 3.720Lm - 155Lm/W
 24W - 700mA - CRI80 - 4000K - 4.000Lm - 166Lm/W
 36W - 1000mA - CRI80 - 3000K - 5.100Lm - 142Lm/W
 36W - 1000mA - CRI80 - 4000K - 5.400Lm - 150Lm/W

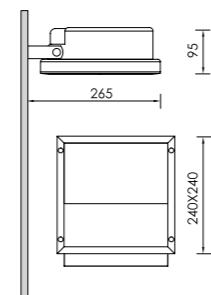
Lenses: 25°/40°/Oval Beam 30°/65° | **Reflector:** 10°/20°
3step MacAdam | Ripple < 3% | Lifetime>50.000h
LM80 test report



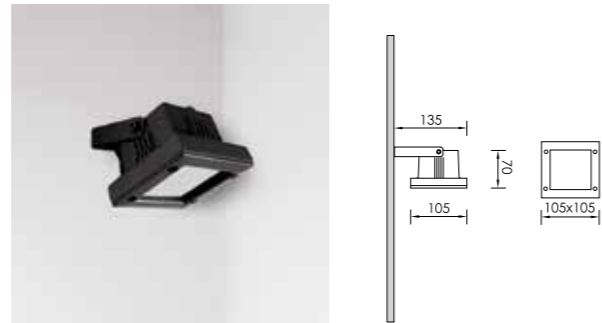
LED replacement with tools
 Reflector replacement with tools

SATIS

SATIS OUTDOOR H.P.LED



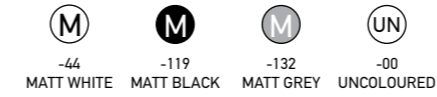
NEXUS OUTDOOR



TECHNICAL DETAILS

Housing: Cast-pressed aluminium
Diffuser: Safety glass clear / sandblast
Rotation: Vertical 90°
Control Gear: Built-in electronic driver
IP: 65 **IK:** 04

COLORS



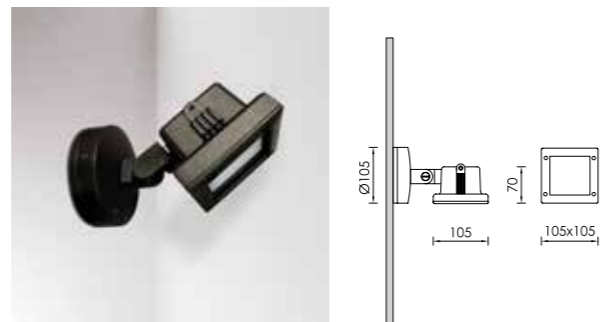
LIGHTING SOURCES

4x H.P.LED

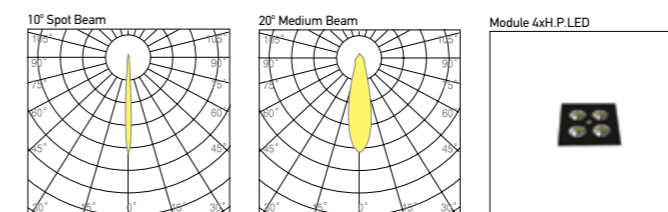
4.0W - 350mA - CRI80 - 3000K - 620Lm - 155Lm/W
 4.0W - 350mA - CRI80 - 4000K - 667Lm - 166Lm/W
 6.0W - 500mA - CRI80 - 3000K - 853Lm - 142Lm/W
 6.0W - 500mA - CRI80 - 4000K - 900Lm - 150Lm/W

Lenses: 25°/40°/Oval Beam 30°65° | **Reflector:** 10°/20°
3step MacAdam | Ripple < 3% | Lifetime>50.000h
LM80 test report

NEXUS OUTDOOR Q



Exterior structure lighting is accomplished through floodlighting, spotlighting, outlining, and silhouetting. The strategic use of these structure lighting techniques develops an improved nighttime atmosphere. Structural lighting design and implementation is guided by several key principles. Some scenarios call for uniform illumination, while others need a more striking approach to accentuate focal points. In general, uniform illumination leads to more lighting pollution and should be used in appropriate applications only.



LED replacement with tools
 Reflector replacement with tools

TERES

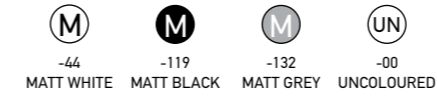
TERES 1 OUT



TECHNICAL DETAILS

Housing: Cast-pressed aluminium / Extruded aluminium
Diffuser: Safety glass clear / sand blast
Rotation: Vertical 90°
Control Gear: Built-in electronic driver
IP: 64 **IK:** 05

COLORS



ACCESSORIES



TERES 1 OUT BRASS



Housing: Cast-pressed brass / Extruded brass

COLORS




TERES 1 BRASS DZ+NAIL



MINI TERES 1 SPOT BRASS



MINI TERES 1 BRASS DZ+NAIL



Control Gear MINI TERES 1 SPOT:
Remote electronic transformer

MINI TERES 1 SPOT



LIGHTING SOURCES

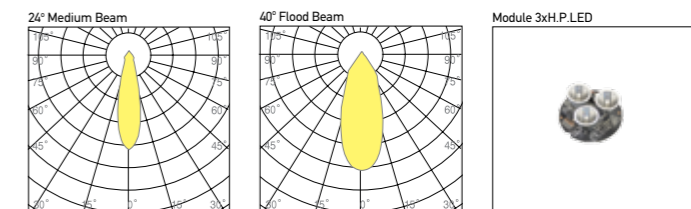
PAR16/GU10/230V LED Lamp

3x H.P. LED Ø50mm

3.0W - 350mA - CRI80 - 3000K - 465Lm - 155Lm/W
 3.0W - 350mA - CRI80 - 4000K - 500Lm - 166Lm/W
 4.5W - 500mA - CRI80 - 3000K - 640Lm - 142Lm/W
 4.5W - 500mA - CRI80 - 4000K - 675Lm - 150Lm/W


Lenses: 25°/40°/Oval Beam 30°65° | **Reflector:** 10°/20°
3step MacAdam | Ripple < 3% | Lifetime>50.000h
LM80 test report

LED replacement with tools
 Reflector replacement without tools

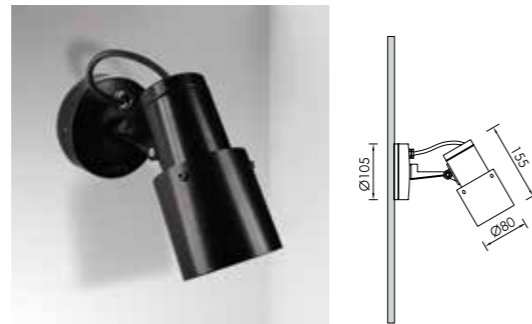


TERES

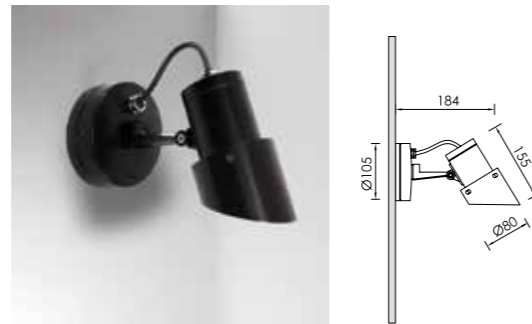
TERES 1 Q DZ



TERES 1 Z1




TERES 1 A Z2



TECHNICAL DETAILS

Housing: Cast-pressed aluminium / Extruded aluminium
Diffuser: Safety glass clear / sandblast
Control Gear: Built-in electronic driver
IP: 64 **IK:** 07

COLORS



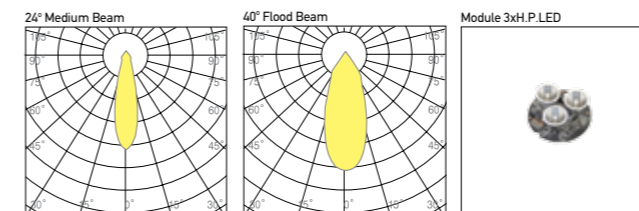
LIGHTING SOURCES

PAR16/GU10/230V LED Lamp

3x H.P.LED Ø50mm

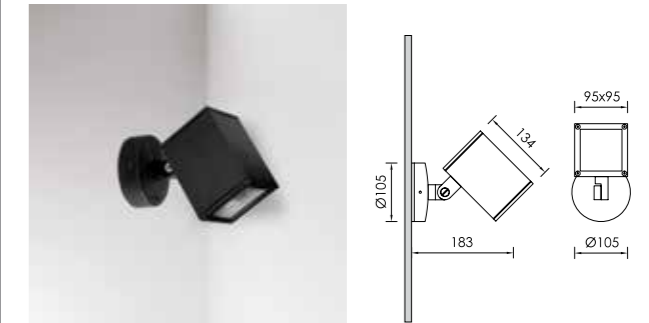
- 3.0W - 350mA - CRI80 - 3000K - 465Lm - 155Lm/W
- 3.0W - 350mA - CRI80 - 4000K - 500Lm - 166Lm/W
- 4.5W - 500mA - CRI80 - 3000K - 640Lm - 142Lm/W
- 4.5W - 500mA - CRI80 - 4000K - 675Lm - 150Lm/W

Lenses: 25°/40°/Oval Beam 30°65° | **Reflector:** 10°/20°
3step MacAdam | Ripple < 3% | Lifetime>50.000h
LM80 test report



LED replacement with tools | Lamp replacement without tools
 Reflector replacement without tools

TERES M1 SQUARE SMALL Q H.P.LED

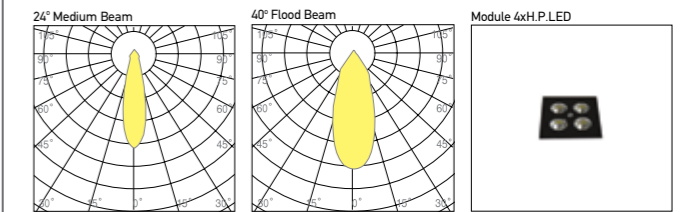


LIGHTING SOURCES

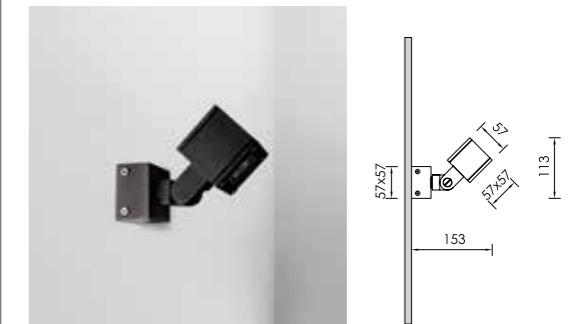
4xH.P.LED

- 4.0W - 350mA - CRI80 - 3000K - 620Lm - 155Lm/W
- 4.0W - 350mA - CRI80 - 4000K - 680Lm - 166Lm/W
- 6.0W - 500mA - CRI80 - 3000K - 860Lm - 143Lm/W
- 6.0W - 500mA - CRI80 - 4000K - 920Lm - 153Lm/W

Lenses: 25°/40°/Oval Beam 30°65° | **Reflector:** 10°/20°
3step MacAdam | Ripple < 3% | Lifetime>50.000h
LM80 test report



TERES SQUARE Q SPOT

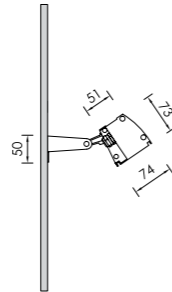


Spot H.P.LED

- 1.0W - 350mA - CRI80 - 3000K - 155Lm - 155Lm/W
- 1.0W - 350mA - CRI80 - 4000K - 170Lm - 166Lm/W
- 1.5W - 500mA - CRI80 - 3000K - 215Lm - 143Lm/W
- 1.5W - 500mA - CRI80 - 4000K - 230Lm - 153Lm/W

Lenses: 25°/40°/Oval Beam 30°65° | **Reflector:** 10°/20°
3 step Macadam | Ripple <3 | Lifetime >50.000h
LM80 test report

REGIO OUTDOOR H.P.LED



L: 635mm
935mm
1235mm
1535mm


TECHNICAL DETAILS

Housing: Extruded aluminium
Diffuser: Safety glass clear
Rotation: Vertical 90°
Control Gear: Built-in electronic driver
IP: 65 IK: 05

COLORS



ACCESSORIES



LIGHTING SOURCES

H.P.LED 600mm

10.0W - 350mA - 2700K - 1500Lm - 150Lm/W
10.0W - 350mA - 3000K - 1550Lm - 155Lm/W
10.0W - 350mA - 4000K - 1700Lm - 170Lm/W
14.4W - 500mA - 2700K - 2100Lm - 147Lm/W
14.4W - 500mA - 3000K - 2150Lm - 149Lm/W
14.4W - 500mA - 4000K - 2300Lm - 160Lm/W

H.P.LED 840mm

14.0W - 350mA - 2700K - 2100Lm - 150Lm/W
14.0W - 350mA - 3000K - 2170Lm - 155Lm/W
14.0W - 350mA - 4000K - 2380Lm - 170Lm/W
20.0W - 500mA - 2700K - 2940Lm - 147Lm/W
20.0W - 500mA - 3000K - 3010Lm - 151Lm/W
20.0W - 500mA - 4000K - 3220Lm - 161Lm/W

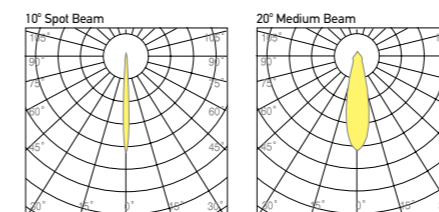
H.P.LED 1140mm

19.0W - 350mA - 2700K - 2850Lm - 150Lm/W
19.0W - 350mA - 3000K - 2945Lm - 155Lm/W
19.0W - 350mA - 4000K - 3230Lm - 170Lm/W
27.3W - 500mA - 2700K - 3990Lm - 146Lm/W
27.3W - 500mA - 3000K - 4085Lm - 150Lm/W
27.3W - 500mA - 4000K - 4370Lm - 160Lm/W

H.P.LED 1440mm

24.0W - 350mA - 2700K - 3600Lm - 150Lm/W
24.0W - 350mA - 3000K - 3720Lm - 155Lm/W
24.0W - 350mA - 4000K - 4080Lm - 170Lm/W
34.4W - 500mA - 2700K - 5040Lm - 147Lm/W
34.4W - 500mA - 3000K - 5160Lm - 150Lm/W
34.4W - 500mA - 4000K - 5520Lm - 160Lm/W

Lenses: 25°/40°/Oval Beam 30°/65° | **Reflector:** 10°/20°
3step MacAdam | Ripple < 3% | Lifetime>50.000h
LM80 test report



LED replacement with tools
Reflector replacement with tools

APPLICATIONS


- Indoor/outdoor sculptures.
- Park lighting mounted in area structures.
- Retail window and showroom backgrounds.
- Highlighting of high-rise structural details
- Light residential, restaurant, hotel facades for decorative and security purposes.
- Building entries and lobbies



H.P.LED Wall Washers provide a wide range of lighting solutions for general area and accent lighting to meet the needs for energy reduction and for effective outdoor lighting levels.

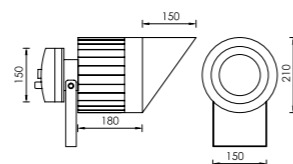
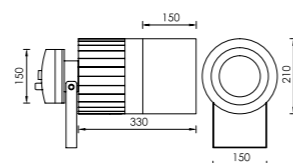
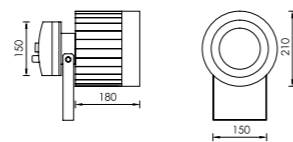
Lighting building exteriors at night can mean the difference between being passed by or being noticed and remembered. Beautifully lit building fronts command attention, making locations known from roadways.

REGIO OUTDOOR provides high lighting output for large areas or selected parts of a building.



SAPOR

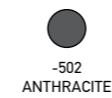
SAPOR



TECHNICAL DETAILS

Housing: Cast-pressed aluminium
Diffuser: Safety glass clear
Rotation: Vertical 90°
Control Gear: Built-in electronic driver
IP: 65 **IK:** 08

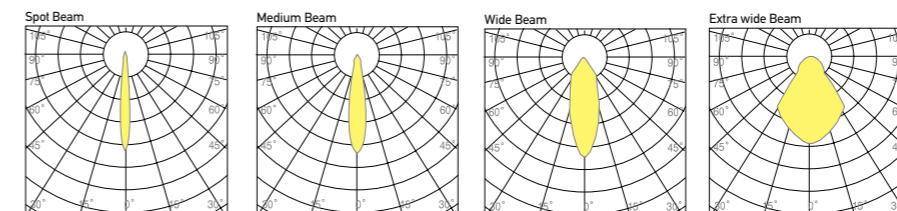
COLORS



LIGHTING SOURCES

Led EdiPower II | CR180 | 3000K / 4000K
 80W - 9860Lm - 100Lm/W / 10500Lm - 103Lm/W
 100W - 11800Lm - 100Lm/W / 12500Lm - 110Lm/W
 120W - 15200Lm - 100Lm/W / 16000Lm - 103Lm/W

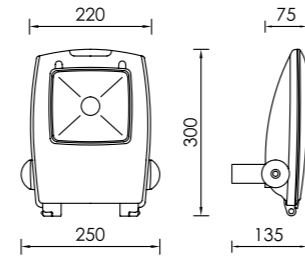
3 step Macadam | Ripple <3%
Lifetime >50.000h | LM80 test report



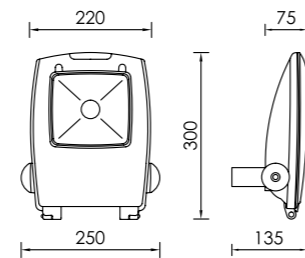
LED replacement with tools
 Reflector replacement with tools

FELIX

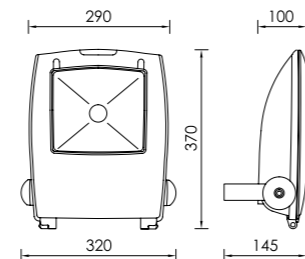
FELIX 30 S.S.SLED



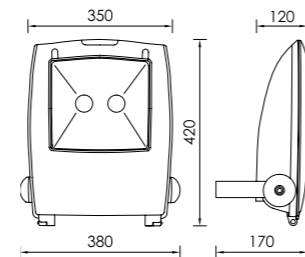
FELIX 50 S.S.SLED



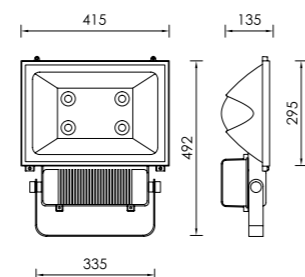
FELIX 80 S.S.SLED



FELIX 120 S.S.SLED



FELIX 200 S.S.SLED



TECHNICAL DETAILS

- Housing:** Cast-pressed aluminium
- Diffuser:** Prismatic glass (white optic)
- Rotation:** Vertical 90°
- Control Gear:** Built-in electronic driver
- IP:** 65 **IK:** 08

COLORS



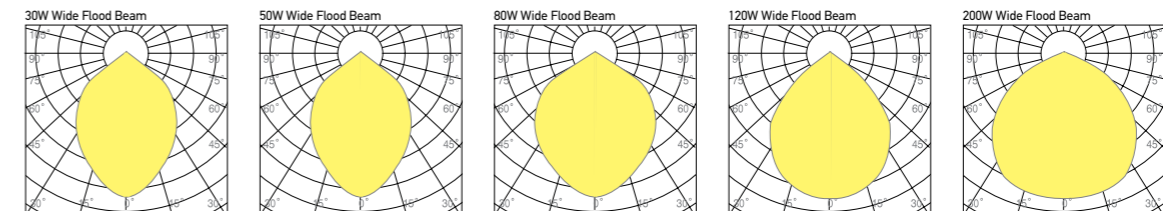
LIGHTING SOURCES

- Led EdiPower II | CR180 | 3000K / 4000K**
- 20W - 2000Lm - 100Lm/W / 2200Lm - 110Lm/W
 - 30W - 3000Lm - 100Lm/W / 3100Lm - 103Lm/W
 - 40W - 4510Lm - 112Lm/W / 4840Lm - 121Lm/W
 - 50W - 5000Lm - 100Lm/W / 5350Lm - 107Lm/W
 - 70W - 8500Lm - 100Lm/W / 9200Lm - 110Lm/W
 - 80W - 9860Lm - 100Lm/W / 10500Lm - 103Lm/W
 - 100W - 11800Lm - 100Lm/W / 12500Lm - 110Lm/W
 - 120W - 15200Lm - 100Lm/W / 16000Lm - 103Lm/W
 - 180W - 23000Lm - 100Lm/W / 24000Lm - 110Lm/W
 - 200W - 25000Lm - 100Lm/W / 26000Lm - 103Lm/W

3 step Macadam | Ripple <3%
Lifetime >50.000h | LM80 test report




Traditionally, most outdoor floodlights have used halogen bulbs, which use 20-30% less energy than older incandescent bulbs, but which come nowhere near LED bulbs for their energy-saving potential. The biggest advantage of LED bulbs in this case is their superior lifespan. Where a halogen bulb might last around 2.000 hours, LED floodlights can last 30.000 hours or more. In addition to the cost saving that this long lifespan provides, it means that you won't have to go through the hassle of replacing your floodlight (or its bulb) nearly as often. This alone makes for a good reason to upgrade to LED floodlights.



LED replacement with tools
Reflector replacement with tools


NEPA MAX WALL DZ H.P.LED




TECHNICAL DETAILS

Housing: Cast-pressed aluminium
Diffuser: Safety glass clear / sandblast
Rotation: Vertical 90°
Control Gear: Built-in electronic driver
IP: 65 **IK:** 05

COLORS



ACCESSORIES



LIGHTING SOURCES

PAR30/E27/E26/230V LED Lamp

Module 18x RGB H.P.LED | 15°/25°/ 40° | Diffuser: PMMA Lenses

18W - 350mA - 1062Lm

PrevaLED COIN 111 G2 | 24°/40° | 3000K / 4000K

17.3W - CRI92 - 1430Lm 82Lm/W / 1560Lm 90Lm/W

PrevaLED COIN 111 AC 230V | 24°/40° | 3000K / 4000K

15.5W - CRI83 - 1250Lm 81Lm/W / 1350Lm 87Lm/W

12x H.P.LED Ø132mm

12W - 350mA - CRI80 - 3000K - 1850Lm - 155Lm/W

12W - 350mA - CRI80 - 4000K - 2.000Lm - 166Lm/W


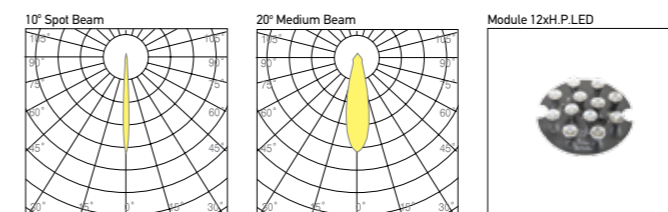
18W - 500mA - CRI80 - 3000K - 2.550Lm - 142Lm/W

18W - 500mA - CRI80 - 4000K - 2.700Lm - 150Lm/W

Lenses: 25°/40°/Oval Beam 30°65° | Reflector: 10°/20°

3step MacAdam | Ripple < 3% | Lifetime>50.000h

LM80 test report



LED replacement with tools | Lamp replacement without tools
 Reflector replacement with tools

NUDO

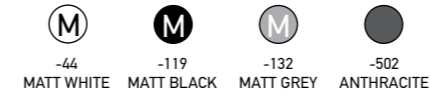
NUDO WALL DZ



TECHNICAL DETAILS

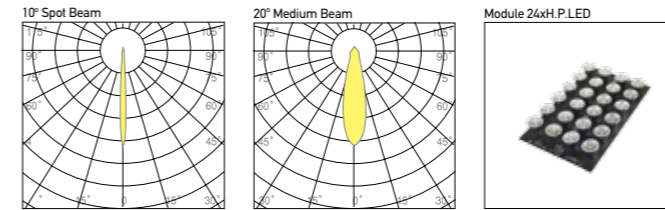
Housing: Cast-pressed aluminium
Diffuser: Safety glass clear / sandblast
Rotation: Vertical 90°
Control Gear: Built-in electronic driver
IP: 65 **IK:** 05

COLORS



LIGHTING SOURCES

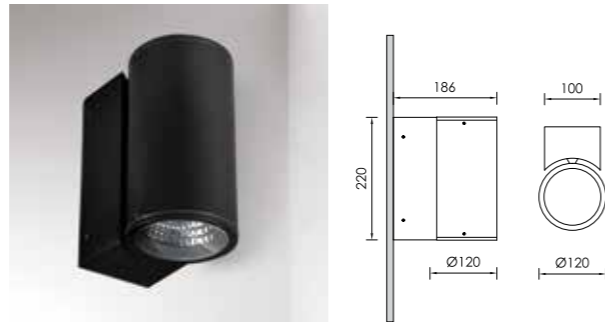
PLC/2-4 pins LED Lamp
24x H.P.LED 170x100mm
 24W - 700mA - CRI80 - 3000K - 3.720Lm - 155Lm/W
 24W - 700mA - CRI80 - 4000K - 4.000Lm - 166Lm/W
 36W - 1000mA - CRI80 - 3000K - 5.100Lm - 142Lm/W
 36W - 1000mA - CRI80 - 4000K - 5.400Lm - 150Lm/W
Lenses: 25°/40°/Oval Beam 30°65° | Reflector: 10°/20°
3 step Macadam | Ripple <3 | Lifetime >50.000h
LM80 test report



LED replacement with tools | Lamp replacement without tools
 Reflector replacement with tools

PENDO

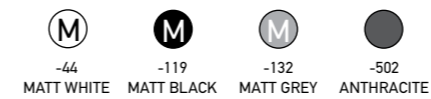
PENDO 1 WALL IP65



TECHNICAL DETAILS

Housing: Cast-pressed aluminium
Diffuser: Safety glass clear / Safety glass sandblast
Rotation: Vertical 90°
IP: 65 **IK:** 07

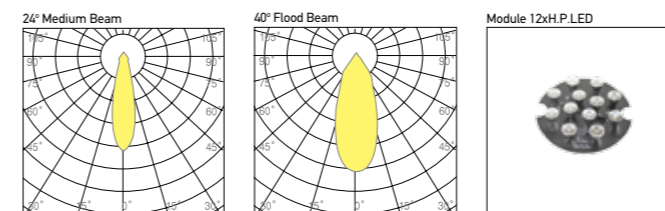
COLORS



LIGHTING SOURCES

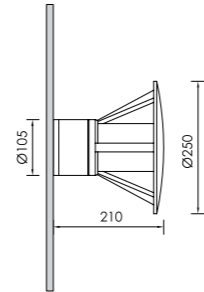
PAR30/Classic/E27/E26/230V LED Lamp
Module 18x RGB H.P.LED | 15°/25°/ 40° | Diffuser: PMMA Lenses
 18W - 350mA - 1062Lm
PrevaLED Core AC G2 | CRI80
 8.6W - 3000K - 800Lm - 93Lm/W
 8.9W - 2700K - 800Lm - 90Lm/W
 18.4W - 4000K - 2000Lm - 109Lm/W
 19.6W - 3000K - 2000Lm - 102Lm/W
PrevaLED COIN 111 AC 230V | 24°/40° | 3000K / 4000K
 15.5W - CRI83 - 1250Lm 81Lm/W / 1350Lm 87Lm/W
3step MacAdam | Ripple < 3% | Lifetime>50.000
LM80 test report

ACCESSORIES



LED replacement with tools | Lamp replacement without tools
 Reflector replacement with tools

COPIA WALL



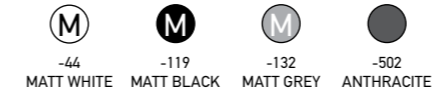
TECHNICAL DETAILS

Housing: Cast-pressed aluminium / Extruded aluminium

Diffuser: Opal polycarbonate

IP: 64 IK: 06

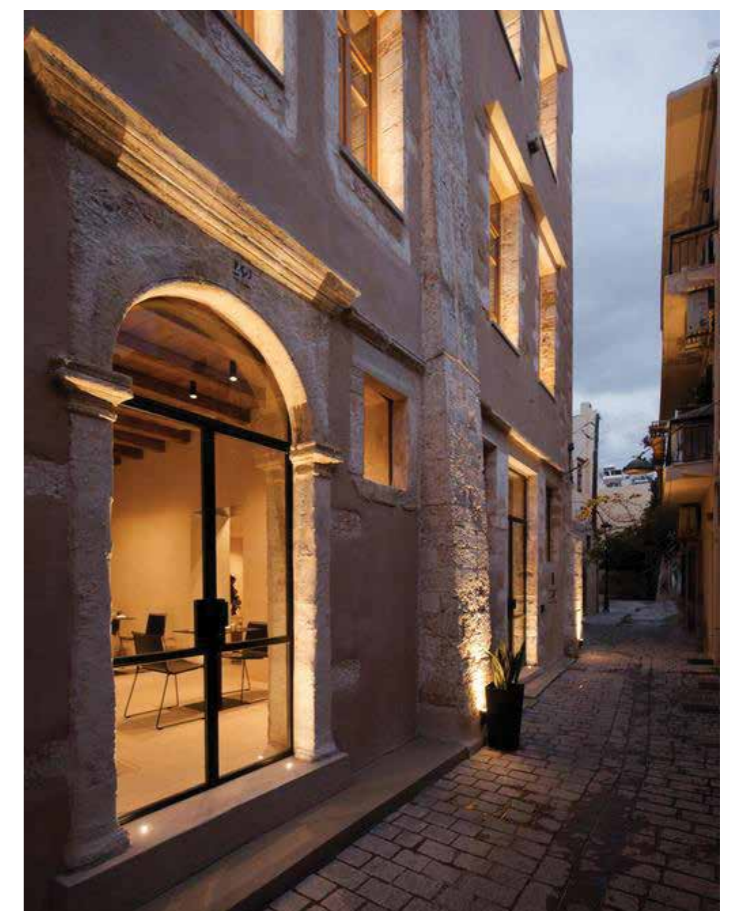
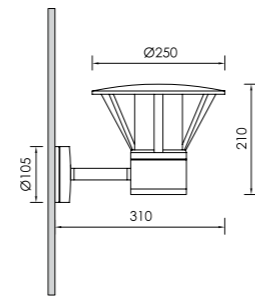
COLORS



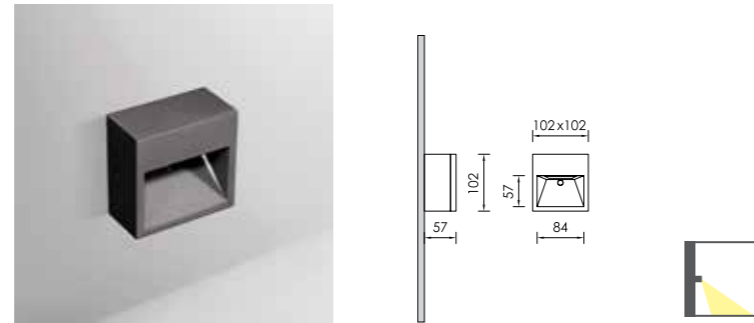
LIGHTING SOURCES

Classic/E27/E26/230V LED Lamp

COPIA WALL DZ




NOXA OUT



TECHNICAL DETAILS

Housing: Cast-pressed aluminium
Diffuser: Opal polycarbonate
Control Gear: Built-in electronic driver
IP: 54 **IK:** 08

COLORS



LIGHTING SOURCES

Halopin/G9/230V LED Lamp

Spot H.P.LED

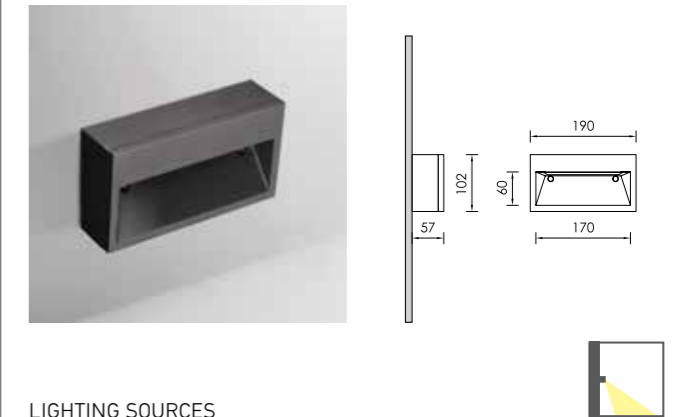
1.0W - 350mA - CRI80 - 3000K - 155Lm - 155Lm/W
 1.0W - 350mA - CRI80 - 4000K - 170Lm - 166Lm/W
 1.5W - 500mA - CRI80 - 3000K - 215Lm - 143Lm/W
 1.5W - 500mA - CRI80 - 4000K - 230Lm - 153Lm/W

2x H.P.LED

2.0W - 350mA - CRI80 - 3000K - 310Lm - 155Lm/W
 2.0W - 350mA - CRI80 - 4000K - 340Lm - 170Lm/W
 2.9W - 500mA - CRI80 - 3000K - 430Lm - 148Lm/W
 2.9W - 500mA - CRI80 - 4000K - 460Lm - 159Lm/W

Lenses: 25°/40°/Oval Beam 30°65° | **Reflector:** 10°/20°
 3step MacAdam | Ripple < 3% | Lifetime>50.000h
 LM80 test report

NOXA 2 OUT



LIGHTING SOURCES

Halopin/G9/230V LED Lamp

2x H.P.LED

2.0W - 350mA - CRI80 - 3000K - 310Lm - 155Lm/W
 2.0W - 350mA - CRI80 - 4000K - 340Lm - 170Lm/W
 2.9W - 500mA - CRI80 - 3000K - 430Lm - 148Lm/W
 2.9W - 500mA - CRI80 - 4000K - 460Lm - 159Lm/W

3x H.P.LED


3.0W - 350mA - CRI80 - 3000K - 465Lm - 155Lm/W
 3.0W - 350mA - CRI80 - 4000K - 500Lm - 166Lm/W
 4.5W - 500mA - CRI80 - 3000K - 640Lm - 142Lm/W
 4.5W - 500mA - CRI80 - 4000K - 675Lm - 150Lm/W

Lenses: 25°/40°/Oval Beam 30°65° | **Reflector:** 10°/20°
 3step MacAdam | Ripple < 3% | Lifetime>50.000h
 LM80 test report



Lamp replacement without tools | LED replacement with tools

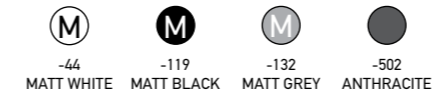
VARIUS 1



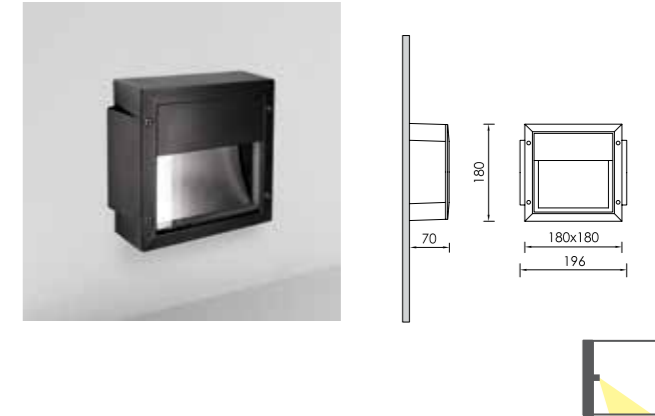
TECHNICAL DETAILS

Housing: Cast-pressed aluminium
Diffuser: Safety glass sandblast
Reflector: Anodized aluminium
IP: 65 **IK:** 07


COLORS



VARIUS 2



VARIOUS 1 BRASS

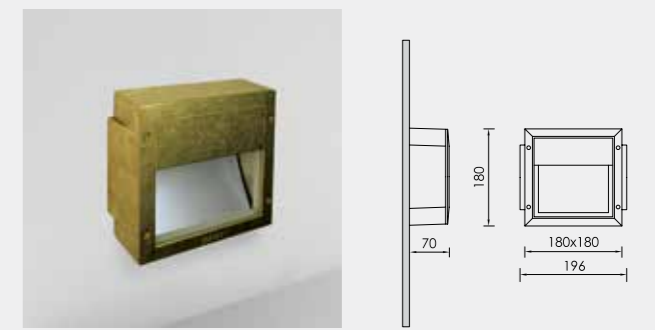


Housing: Cast-pressed brass

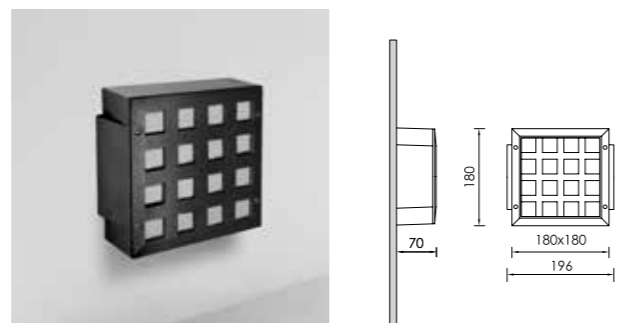
COLORS



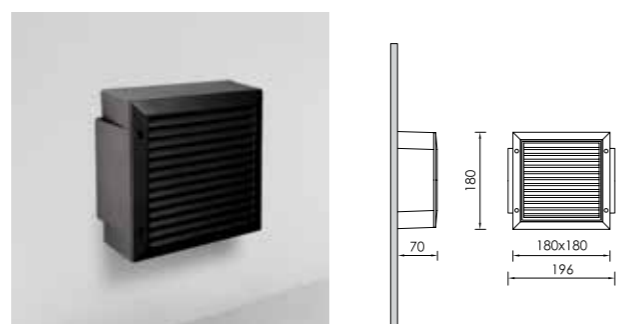
VARIOUS 2 BRASS



VARIUS 3



VARIUS 4



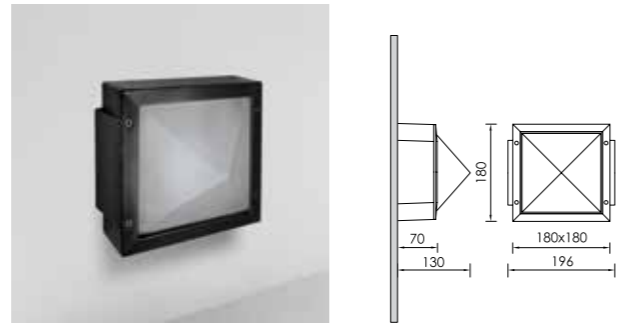
LIGHTING SOURCES

PrevaLED Core AC G2 | CRI80
 8.6W - 3000K - 800Lm - 93Lm/W
GR8 2d/230V LED Lamp

Lamp replacement without tools | LED replacement with tools

R7S/230V/118mm LED Lamp

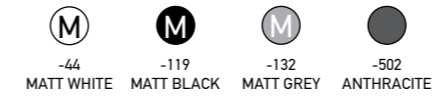
VARIUS 5



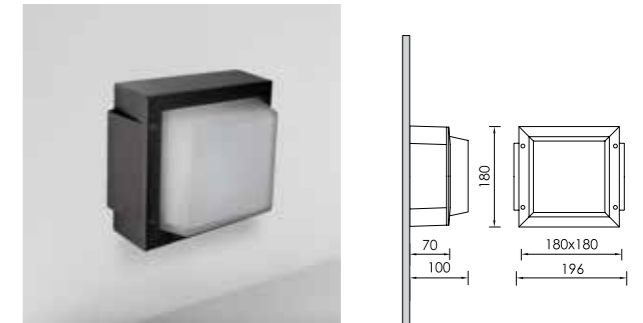
TECHNICAL DETAILS

Housing: Cast-pressed aluminium
Diffuser: Safety glass sandblast
Reflector: Anodized aluminium
IP: 65 **IK:** 07

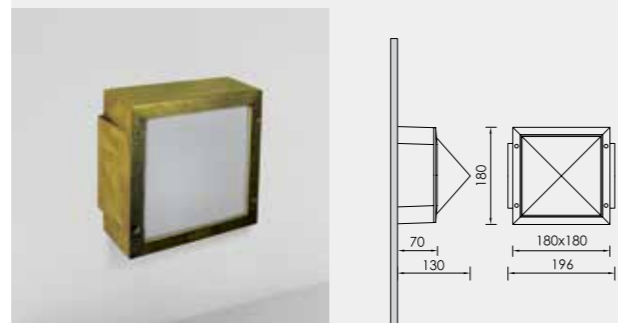
COLORS



VARIUS 6



VARIOUS 5 BRASS

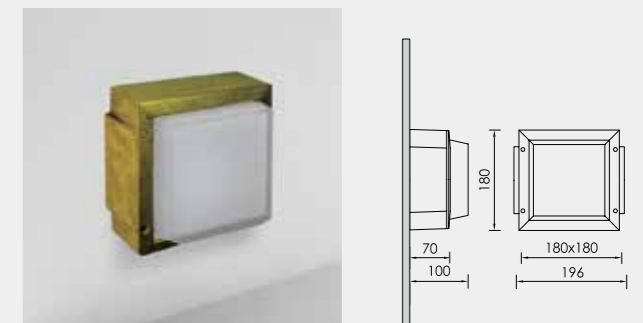


Housing: Cast-pressed brass

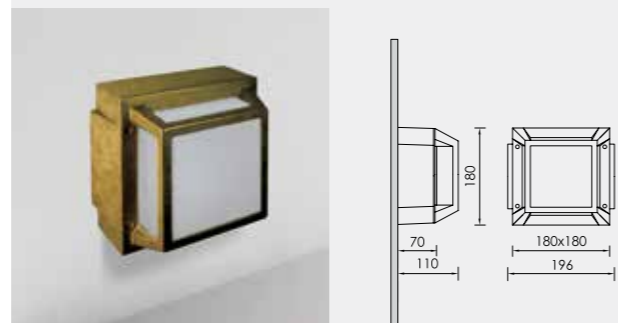
COLORS



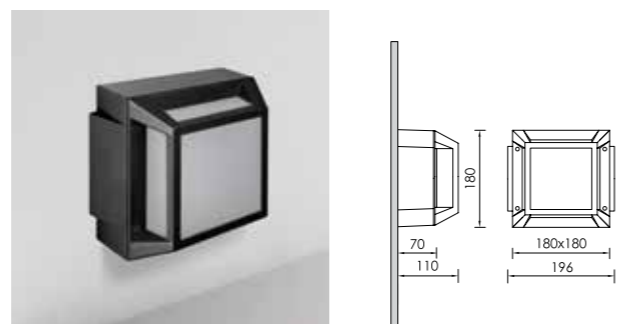
VARIOUS 6 BRASS



VARIOUS 7 BRASS



VARIUS 7

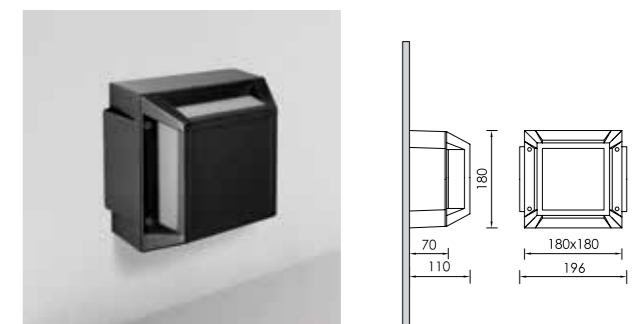


LIGHTING SOURCES


PrevaLED Core AC G2 | CRI80
 8.6W - 3000K - 800Lm - 93Lm/W
GRZ 10d/230V LED Lamp

Lamp replacement without tools | LED replacement with tools

VARIUS 8




MINI VARIUS 1



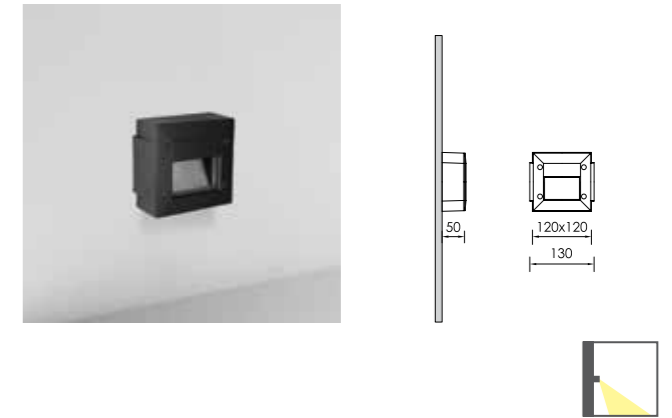
TECHNICAL DETAILS

Housing: Cast-pressed aluminium
Diffuser: Safety glass clear / sandblast
Reflector: Anodized aluminium
IP: 65 **IK:** 07

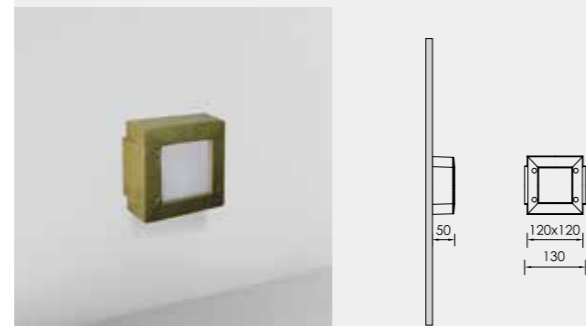
COLORS



MINI VARIUS 2



MINI VARIUS 5 BRASS




Housing: Cast-pressed brass

COLORS



MINI VARIUS 2 BRASS



LIGHTING SOURCES

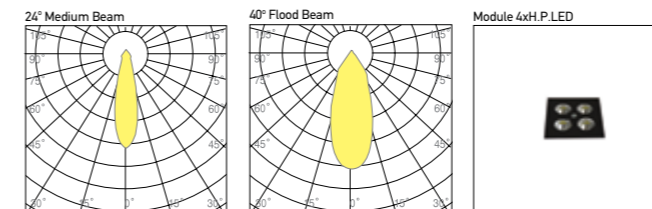
MLF/230V LED Lamp

4x H.P.LED

4.0W - 350mA - CRI80 - 3000K - 620Lm - 155Lm/W
 4.0W - 350mA - CRI80 - 4000K - 667Lm - 166Lm/W
 6.0W - 500mA - CRI80 - 3000K - 853Lm - 142Lm/W
 6.0W - 500mA - CRI80 - 4000K - 900Lm - 150Lm/W

Lenses: 25°/40°/Oval Beam 30°65° | **Reflector:** 10°/20°

3step MacAdam | Ripple < 3% | Lifetime>50.000h
LM80 test report



Lamp replacement without tools | LED replacement with tools

Halopin/G9/230V LED Lamp

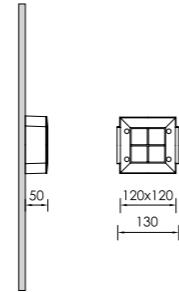

Spot H.P.LED

1.0W - 350mA - CRI80 - 3000K - 155Lm - 155Lm/W
 1.0W - 350mA - CRI80 - 4000K - 170Lm - 166Lm/W
 1.5W - 500mA - CRI80 - 3000K - 215Lm - 143Lm/W
 1.5W - 500mA - CRI80 - 4000K - 230Lm - 153Lm/W

Lenses: 25°/40°/Oval Beam 30°65° | **Reflector:** 10°/20°

3step MacAdam | Ripple < 3% | Lifetime>50.000h
LM80 test report


MINI VARIUS 3



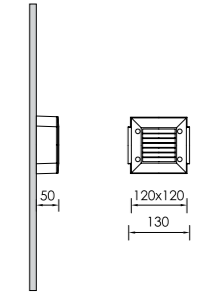
TECHNICAL DETAILS

Housing: Cast-pressed aluminium
Diffuser: Safety glass clear / sandblast
Reflector: Anodized aluminium
IP: 65 **IK:** 07

COLORS



MINI VARIUS 4

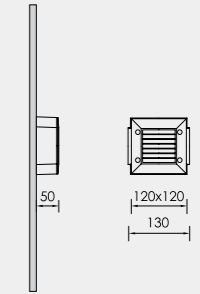


Housing: Cast-pressed brass

COLORS



MINI VARIUS 4 BRASS



LIGHTING SOURCES

MLF/230V LED Lamp

4x H.P.LED

4.0W - 350mA - CRI80 - 3000K - 620Lm - 155Lm/W

4.0W - 350mA - CRI80 - 4000K - 667Lm - 166Lm/W

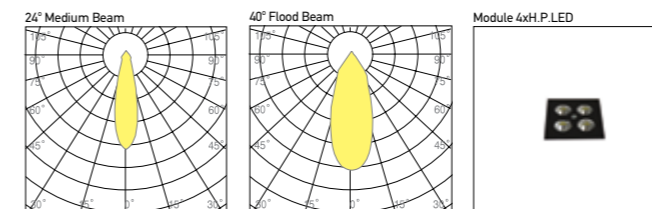
6.0W - 500mA - CRI80 - 3000K - 853Lm - 142Lm/W

6.0W - 500mA - CRI80 - 4000K - 900Lm - 150Lm/W

Lenses: 25°/40°/Oval Beam 30°65° | **Reflector:** 10°/20°

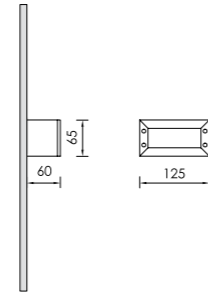
3step MacAdam | Ripple < 3% | Lifetime>50.000h

LM80 test report



Lamp replacement without tools | LED replacement with tools
 Reflector replacement with tools

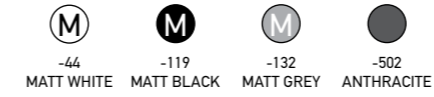
MINI NEXUS OUTDOOR 3



TECHNICAL DETAILS

Housing: Cast-pressed aluminium
Diffuser: Safety glass clear / sandblast
Reflector: Pure aluminium
Control Gear: Remote electronic driver
IP: 65 **IK:** 08

COLORS



LIGHTING SOURCES

2xSpot H.P.LED

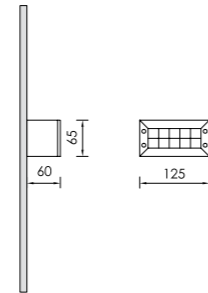
Halopin/G9/230V LED Lamp

2x H.P.LED

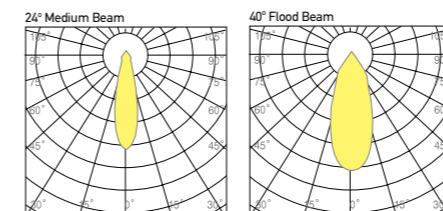
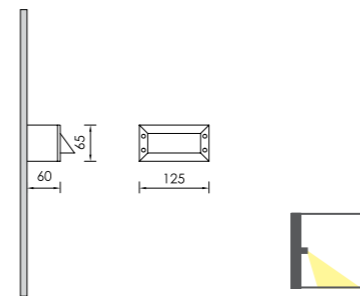
2.0W - 350mA - CRI80 - 3000K - 310Lm - 155Lm/W
 2.0W - 350mA - CRI80 - 4000K - 340Lm - 170Lm/W
 2.9W - 500mA - CRI80 - 3000K - 430Lm - 148Lm/W
 2.9W - 500mA - CRI80 - 4000K - 460Lm - 159Lm/W

**3step MacAdam | Ripple < 3% | Lifetime>50.000h
 LM80 test report**

MINI NEXUS OUTDOOR 4

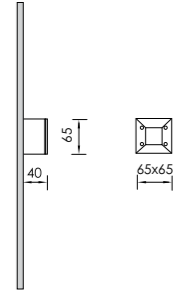


MINI NEXUS OUTDOOR 5



Lamp replacement without tools | LED replacement with tools

MINI NEXUS OUT



Spot H.P.LED

1.0W - 350mA - CRI80 - 3000K - 155Lm - 155Lm/W
 1.0W - 350mA - CRI80 - 4000K - 170Lm - 166Lm/W
 1.5W - 500mA - CRI80 - 3000K - 215Lm - 143Lm/W
 1.5W - 500mA - CRI80 - 4000K - 230Lm - 153Lm/W

**3step MacAdam | Ripple < 3% | Lifetime>50.000h
 LM80 test report**



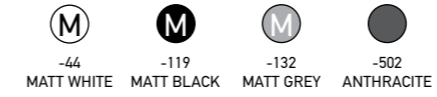
TENOR 1




TECHNICAL DETAILS

Housing: Cast-pressed aluminium
Diffuser: Safety glass sandblast
IP: 65 **IK:** 07

COLORS



TENOR 3



TENOR 1 BRASS



TENOR 1 COPPER BRASS



TENOR 3 BRASS



TENOR 3 COPPER BRASS




Housing: Cast-pressed brass


COLORS



TENOR 5 BRASS



TENOR 5



LIGHTING SOURCES

MLF/230V LED Lamp

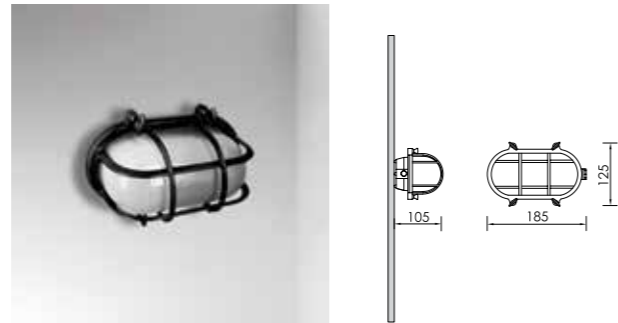
TENOR 3:

Halopin/G9/230V LED Lamp

Lamp replacement without tools



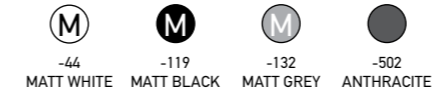
PORTO 1 DIGITUS



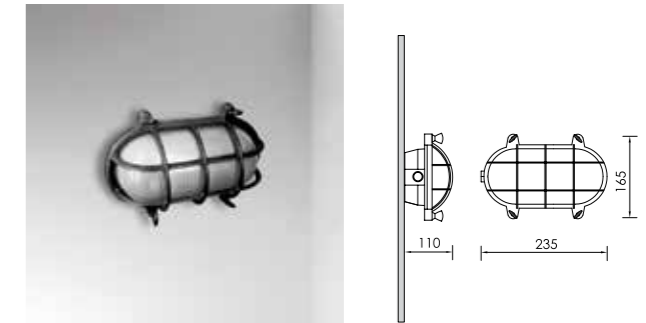
TECHNICAL DETAILS

Housing: Cast-pressed aluminium
Diffuser: Safety glass sandblast
IP: 65 **IK:** 07

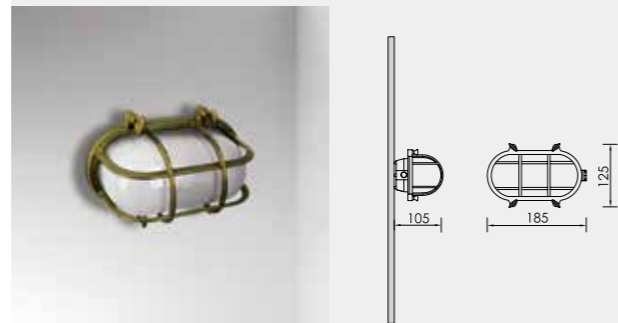
COLORS



PORTO 10 DIGITUS



PORTO 1 DIGITUS BRASS

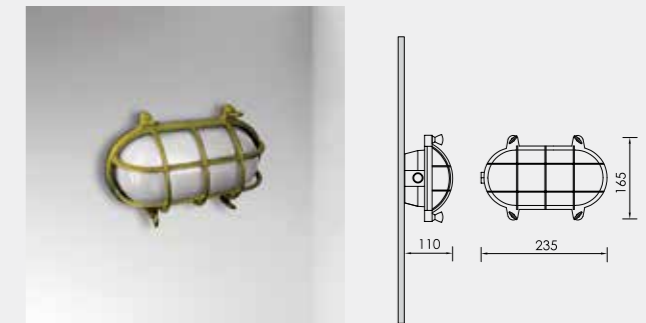


Housing: Cast-pressed brass


COLORS



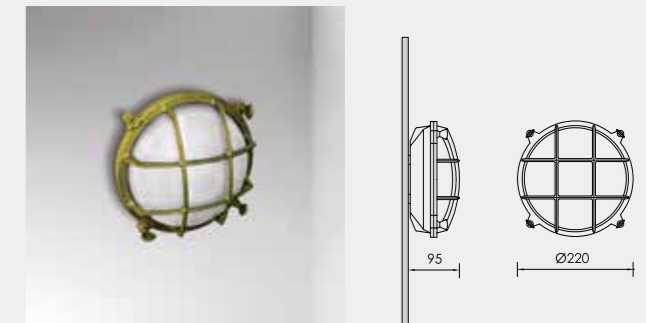
PORTO 10 DIGITUS BRASS




PORTO 1 B DIGITUS BRASS



PORTO 6 DIGITUS BRASS



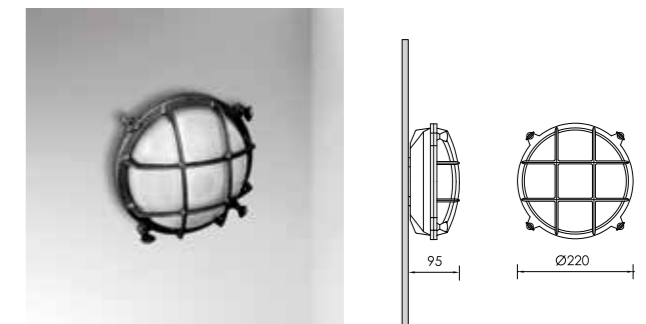
PORTO 1 B DIGITUS



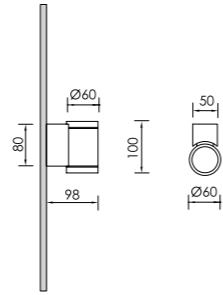
LIGHTING SOURCES
Classic/E27/E26/230V LED Lamp

Lamp replacement without tools

PORTO 6 DIGITUS



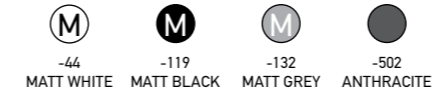
TERES 1



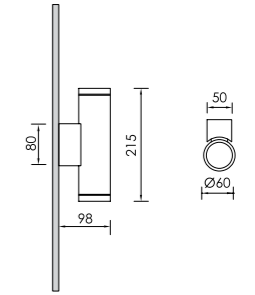
TECHNICAL DETAILS

Housing: Cast-pressed aluminium / Extruded aluminium
Diffuser: Safety glass sandblast/clear
Control Gear: Built-in electronic driver
IP: 64 **IK:** 07

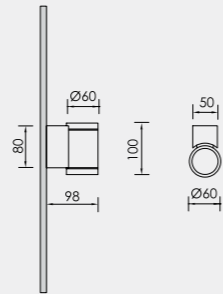
COLORS



TERES 2



TERES 1 BRASS

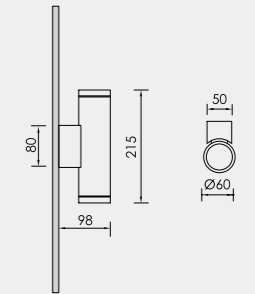


Housing: Cast-pressed brass / Extruded brass

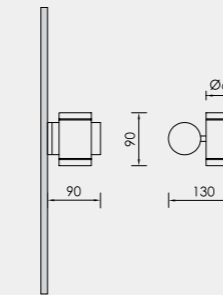
COLORS



TERES 2 BRASS

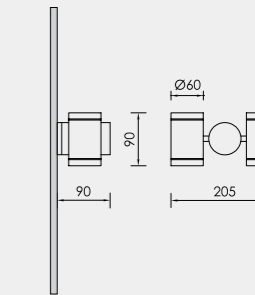


TERES 1 UNO BRASS



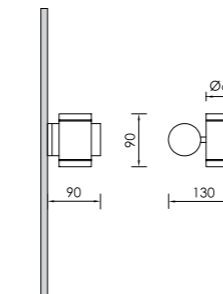
Rotation: Vertical 180°

TERES 1 DUO BRASS



Rotation: Vertical 180°

TERES 1 UNO



Rotation: Vertical 180°

LIGHTING SOURCES

PAR16/GU10/230V LED Lamp

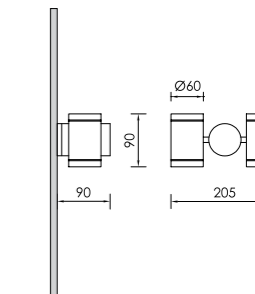
3x H.P. LED Ø50mm

- 3.0W - 350mA - CRI80 - 3000K - 465Lm - 155Lm/W
- 3.0W - 350mA - CRI80 - 4000K - 500Lm - 166Lm/W
- 4.5W - 500mA - CRI80 - 3000K - 640Lm - 142Lm/W
- 4.5W - 500mA - CRI80 - 4000K - 675Lm - 150Lm/W

Lenses: 25°/40°/Oval Beam 30°/65° | **Reflector:** 10°/20°
3step MacAdam | Ripple < 3% | Lifetime>50.000h
LM80 test report

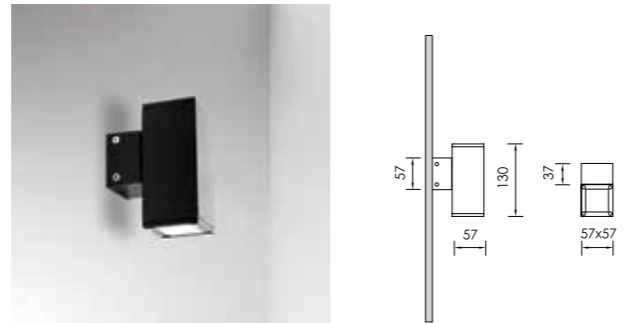
LED replacement with tools | Lamp replacement without tools
 2 lamps/LEDs are adjusted in TERES 2 luminaire for up - down lighting

TERES 1 DUO



Rotation: Vertical 180°


TERES 1 SQUARE



TECHNICAL DETAILS

Housing: Cast-pressed aluminium / Extruded aluminium
Diffuser: Safety glass sandblast/clear
Control Gear: Built-in electronic driver
IP: 54 **IK:** 07

COLORS



LIGHTING SOURCES

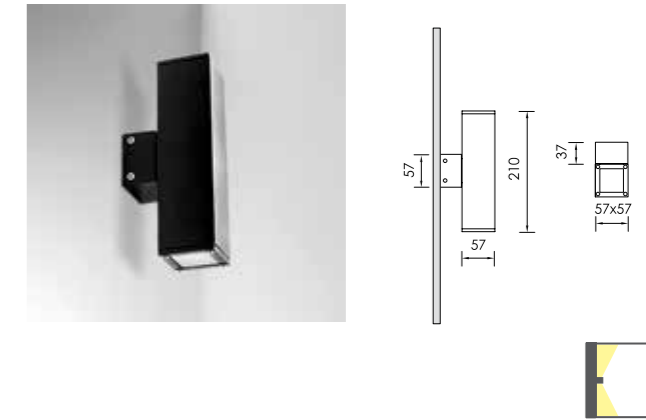
PAR16/GU10/230V LED Lamp

3x H.P.LED Ø50mm

3.0W - 350mA - CRI80 - 3000K - 465Lm - 155Lm/W
 3.0W - 350mA - CRI80 - 4000K - 500Lm - 166Lm/W
 4.5W - 500mA - CRI80 - 3000K - 640Lm - 142Lm/W
 4.5W - 500mA - CRI80 - 4000K - 675Lm - 150Lm/W

Lenses: 25°/40°/Oval Beam 30°65° | **Reflector:** 10°/20°
 3step MacAdam | Ripple < 3% | Lifetime>50.000h
LM80 test report

TERES 2 SQUARE

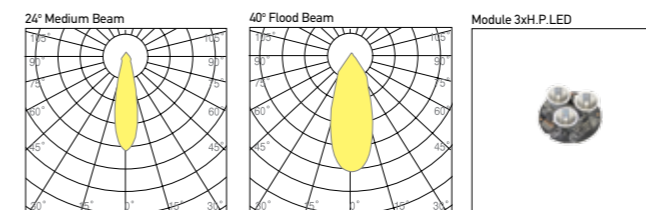


2xPAR16/GU10/230V LED Lamp

2x H.P.LED

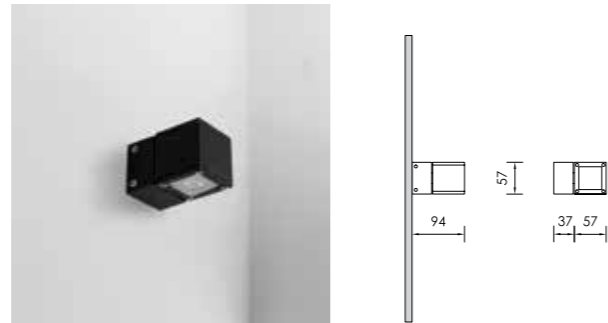
2.0W - 350mA - CRI80 - 3000K - 310Lm - 155Lm/W
 2.0W - 350mA - CRI80 - 4000K - 340Lm - 170Lm/W
 2.9W - 500mA - CRI80 - 3000K - 430Lm - 148Lm/W
 2.9W - 500mA - CRI80 - 4000K - 460Lm - 159Lm/W

Lenses: 25°/40°/Oval Beam 30°65° | **Reflector:** 10°/20°
 3 step Macadam | Ripple <3% | Lifetime >50000h
LM80 test report



LED replacement with tools | Lamp replacement without tools
 Reflector replacement without tools

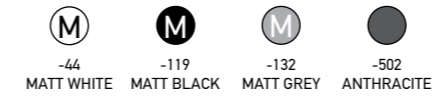
TERES SQUARE SPOT



TECHNICAL DETAILS

Housing: Cast-pressed aluminium / Extruded aluminium
Diffuser: Safety glass sandblast/clear
Control Gear: Built-in electronic driver
IP: 54 **IK:** 06

COLORS



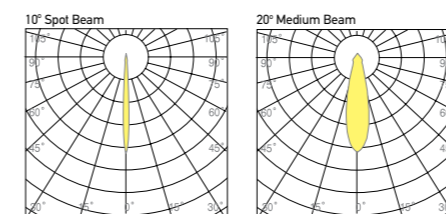
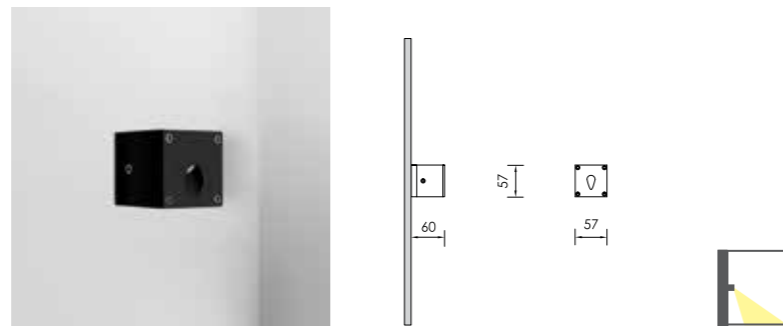
LIGHTING SOURCES

Spot H.P.LED

1.0W - 350mA - CRI80 - 3000K - 155Lm - 155Lm/W
 1.0W - 350mA - CRI80 - 4000K - 170Lm - 166Lm/W
 1.5W - 500mA - CRI80 - 3000K - 215Lm - 143Lm/W
 1.5W - 500mA - CRI80 - 4000K - 230Lm - 153Lm/W

Lenses: 25°/40°/Oval Beam 30°/65° | **Reflector:** 10°/20°
 3step MacAdam | Ripple < 3% | Lifetime>50.000h
 LM80 test report

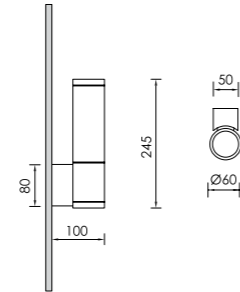
TERES SQUARE STIPI



LED replacement with tools
 Reflector replacement with tools



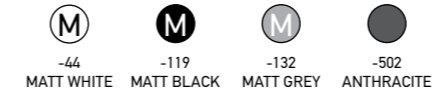
TERES 3



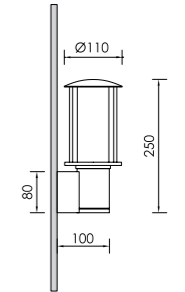
TECHNICAL DETAILS

Housing: Cast-pressed aluminium / Extruded aluminium
Diffuser: Matt opal cover of extruded PMMA
IP: 64 **IK:** 07

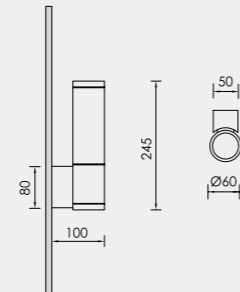
COLORS



TERES 3 FAROS



TERES 3 BRASS

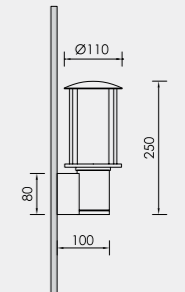


Housing: Cast-pressed brass / Extruded brass

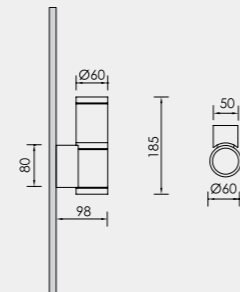
COLORS



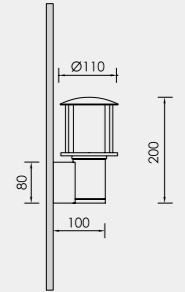
TERES 3 FAROS BRASS



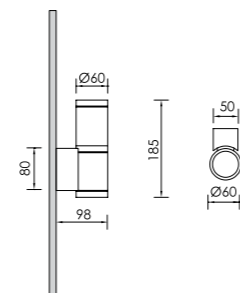
TERES 3 SMALL BRASS



TERES 3 FAROS SMALLBRASS



TERES 3 SMALL

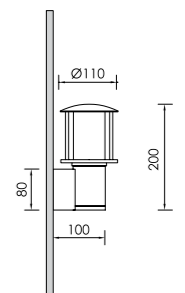


LIGHTING SOURCES

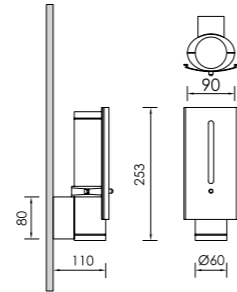
Classic/E27/E26/230V LED Lamp

Lamp replacement without tools

TERES 3 FAROS SMALL



TERES 3 SHADE



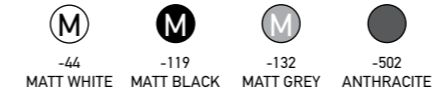
TECHNICAL DETAILS

Housing: Cast-pressed aluminium / Extruded aluminium

Diffuser: Matt opal cover of extruded PMMA

IP: 64 IK: 07

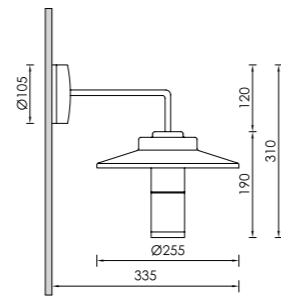
COLORS



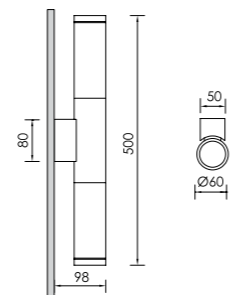
LIGHTING SOURCES

Classic/E27/E26/230V LED Lamp

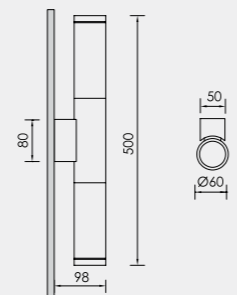
TERES 3 BELL



TERES 4



TERES 4 BRASS



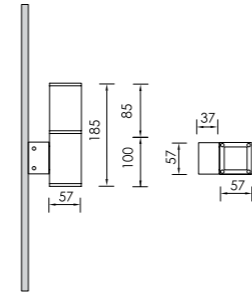
Housing: Cast-pressed brass / Extruded brass

COLORS



Lamp replacement without tools

TERES 3 SQUARE SMALL



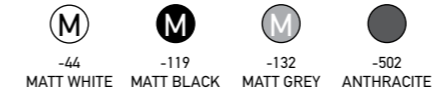
TECHNICAL DETAILS

Housing: Cast-pressed aluminium / Extruded aluminium

Diffuser: Matt opal cover of extruded PMMA

IP: 54 IK: 08

COLORS


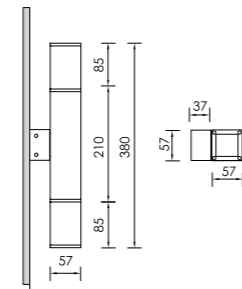


LIGHTING SOURCES

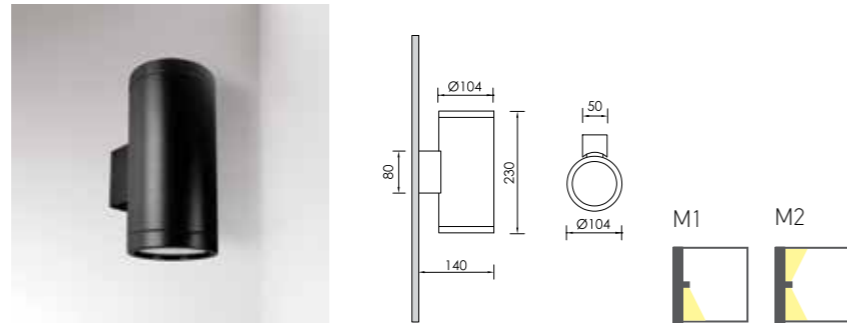
Classic/E27/E26/230V LED Lamp

Lamp replacement without tools

TERES 4 SQUARE SMALL




TERES M1-M2




TECHNICAL DETAILS

Housing: Cast-pressed aluminium / Extruded aluminium
Diffuser: Safety glass sandblast/clear
Control Gear: Built-in electronic driver
IP: 64 **IK:** 06

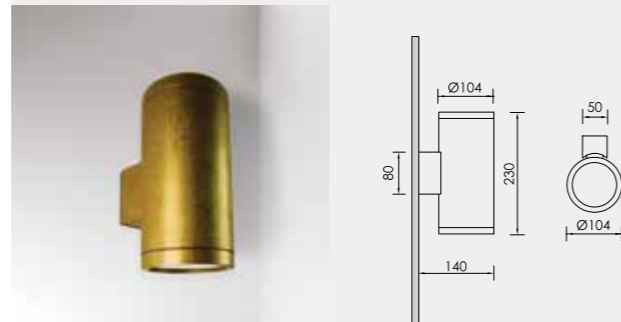
COLORS



TERES M1 SMALL B

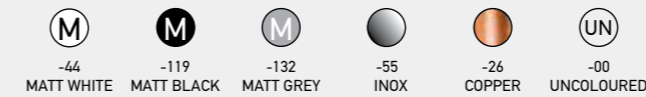


TERES M1-M2 BRASS

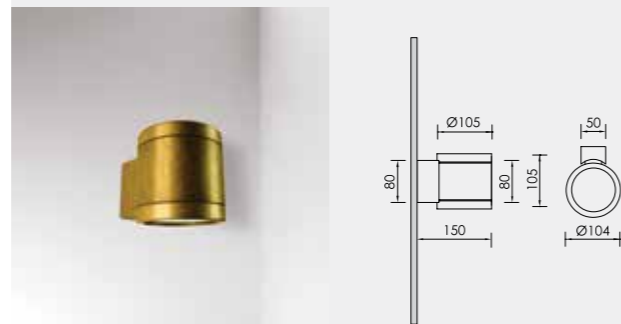


Housing: Cast-pressed brass / Extruded brass

COLORS



TERES M1-M2 SMALL BRASS



LIGHTING SOURCES

PAR16/GU10/230V LED Lamp

3x H.P. LED Ø50mm

3.0W - 350mA - CRI80 - 3000K - 465Lm - 155Lm/W

3.0W - 350mA - CRI80 - 4000K - 500Lm - 166Lm/W

4.5W - 500mA - CRI80 - 3000K - 640Lm - 142Lm/W

4.5W - 500mA - CRI80 - 4000K - 675Lm - 150Lm/W


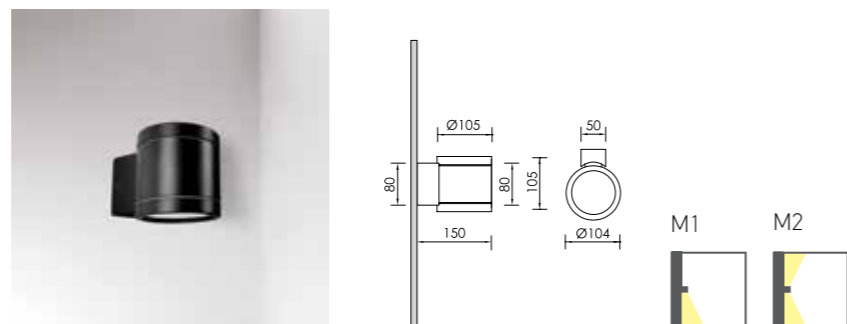
Lenses: 25°/40°/Oval Beam 30°/65° | **Reflector:** 10°/20°

3step MacAdam | Ripple < 3% | Lifetime>50.000h

LM80 test report

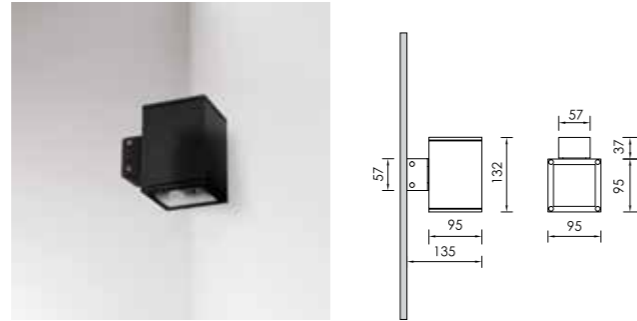
TERES M2 SMALL BEAM

TERES M1-M2 SMALL

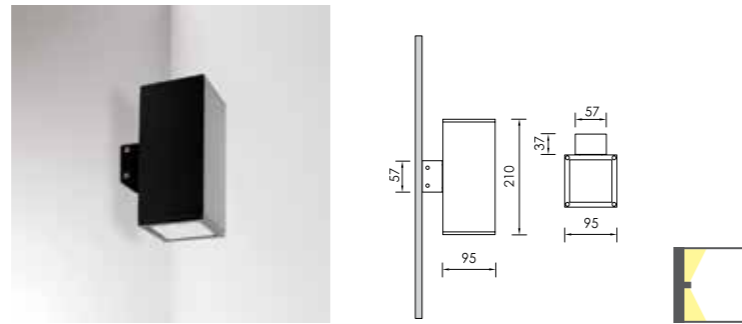


Lamp replacement without tools | LED replacement with tools
 2 lamps/LEDs are adjusted in TERES M2-TERES M2 SMALL luminaire for up - down lighting

TERES M1 SQUARE SMALL
H.P.LED



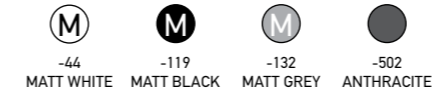
TERES M2 SQUARE H.P.LED



TECHNICAL DETAILS

Housing: Cast-pressed aluminium / Extruded aluminium
Diffuser: Safety glass sandblast/clear
IP: 54 **IK:** 07

COLORS



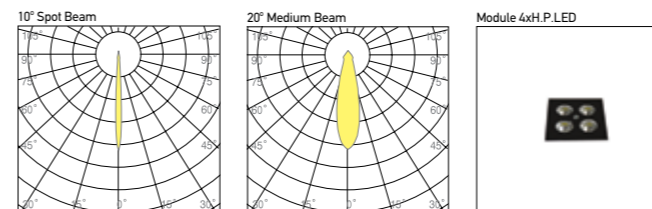
LIGHTING SOURCES

PAR16/GU10/230V LED Lamp

4x H.P.LED

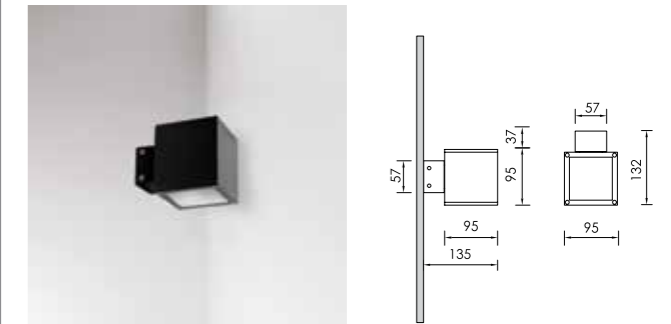
4.0W - 350mA - CRI80 - 3000K - 620Lm - 155Lm/W
4.0W - 350mA - CRI80 - 4000K - 667Lm - 166Lm/W
6.0W - 500mA - CRI80 - 3000K - 853Lm - 142Lm/W
6.0W - 500mA - CRI80 - 4000K - 900Lm - 150Lm/W

Lenses: 25°/40°/Oval Beam 30°65° | **Reflector:** 10°/20°
3step MacAdam | Ripple < 3% | Lifetime>50.000h
LM80 test report



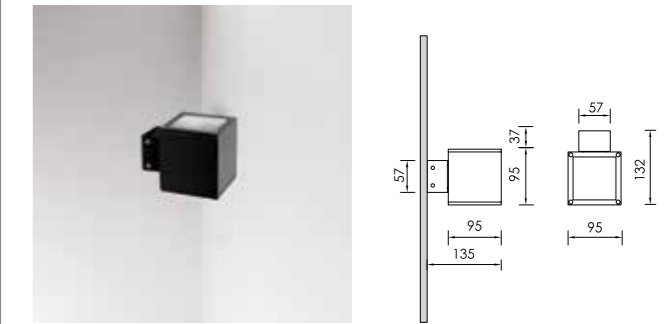
Lamp replacement without tools
2 lamps/LEDs are adjusted in TERES M2 SQUARE luminaire for up - down lighting

TERES M1 SQUARE SMALL




PAR16/GU10/230V LED Lamp

TERES M2 SQUARE SMALL



Halopin/G9/230V LED Lamp

TERES M3



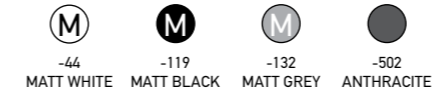
TECHNICAL DETAILS

Housing: Cast-pressed aluminium / Extruded aluminium

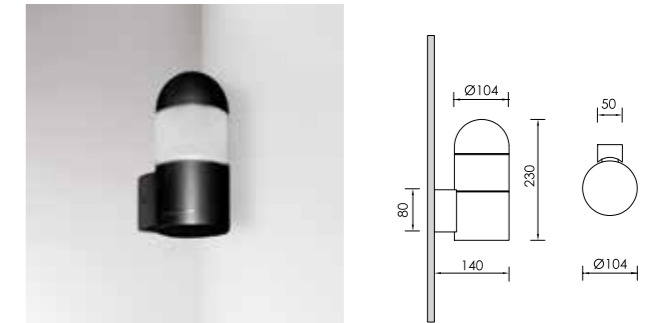
Diffuser: Matt opal cover of extruded PMMA

IP: 64 IK: 06


COLORS



TERES M3 SMALL B



TERES M3 BRASS




Housing: Cast-pressed brass / Extruded brass

COLORS




TERES M3 SMALL BRASS



TERES M3 FAROS SMALL BRASS



TERES M3 SMALL



LIGHTING SOURCES

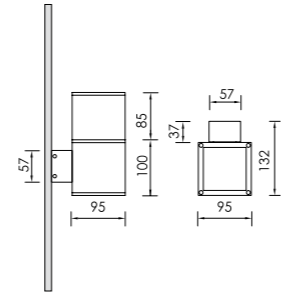
Classic/E27/E26/230V LED Lamp

Lamp replacement without tools

TERES M3 FAROS SMALL



TERES M3 SQUARE SMALL



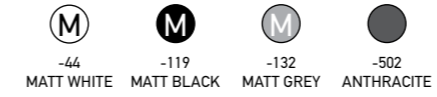
TECHNICAL DETAILS

Housing: Cast-pressed aluminium / Extruded aluminium

Diffuser: Matt opal cover of extruded PMMA

IP: 54 IK: 08

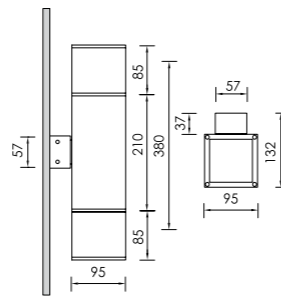
COLORS



LIGHTING SOURCES

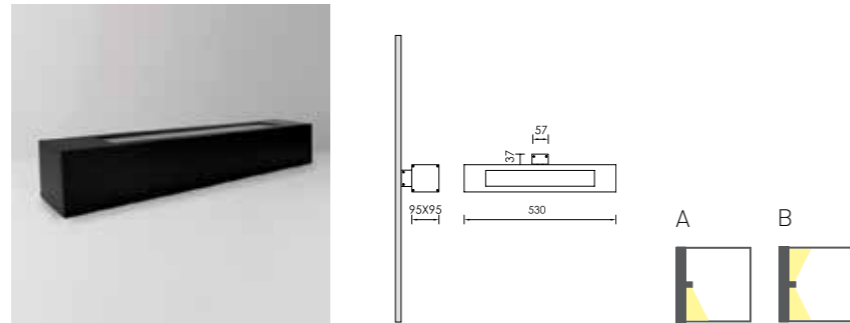
Classic/E27/E26/230V LED Lamp

TERES M4 SQUARE SMALL

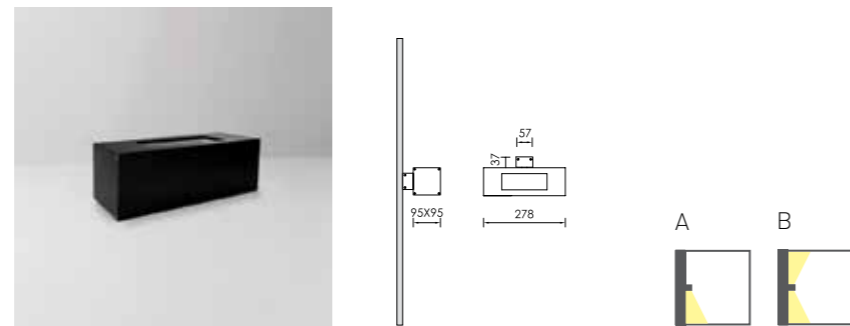


Lamp replacement without tools

TERES M8 A-B SQUARE




TERES M8 A-B SQUARE SMALL



TECHNICAL DETAILS

Housing: Extruded aluminium
Diffuser: Safety glass sandblast
Control Gear: Built-in electronic power supply
IP: 64 **IK:** 07


COLORS



LIGHTING SOURCES

PLC/2-4 pins LED Lamp

TERES M7 SQUARE

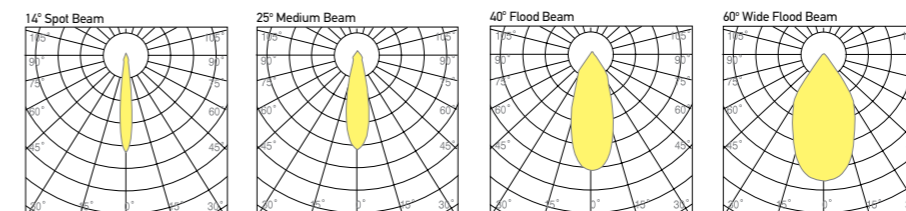


Reflector: Circular diamond aluminium facets (14°, 25°, 40°, 60°)

S.S.LED High Output - CRI80 / CRI90

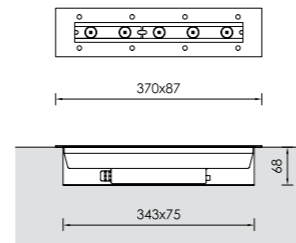
24.2W - 3000K - 700mA - 3721Lm - 153Lm/W / 3188Lm - 131Lm/W
24.2W - 4000K - 700mA - 3907Lm - 161Lm/W / 3350Lm - 138Lm/W
28.0W - 3000K - 800mA - 4178Lm - 149Lm/W / 3579Lm - 128Lm/W
28.0W - 4000K - 800mA - 4387Lm - 157Lm/W / 3761Lm - 134Lm/W
30.8W - 3000K - 900mA - 5048Lm - 164Lm/W / 4345Lm - 141Lm/W
30.8W - 4000K - 900mA - 5315Lm - 172Lm/W / 4554Lm - 148Lm/W
36.4W - 3000K - 1050mA - 5780Lm - 159Lm/W / 4975Lm - 137Lm/W
36.4W - 4000K - 1050mA - 6085Lm - 167Lm/W / 5214Lm - 143Lm/W

3step MacAdam | Ripple < 3% | Lifetime>50.000h
LM80 test report | Transmittance: 86%



LED replacement without tools

DENUS GROUND INOX H.P.LED



TECHNICAL DETAILS

Housing: Cast-pressed aluminium / Stainless steel

Diffuser: Safety glass clear

Control Gear: Built-in electronic driver

IP: 67 **IK:** 05

COLORS



-316
INOX

ACCESSORIES



RGB
CONTROLLER



RGB



RGBW

LIGHTING SOURCES

H.P.LED 300mm

5.0W - 350mA - 2700K - 750Lm - 150Lm/W

5.0W - 350mA - 3000K - 775Lm - 155Lm/W

5.0W - 350mA - 4000K - 850Lm - 170Lm/W

7.3W - 500mA - 2700K - 1050Lm - 144Lm/W

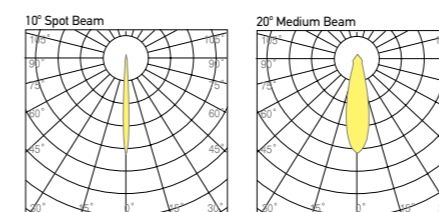
7.3W - 500mA - 3000K - 1075Lm - 148Lm/W

7.3W - 500mA - 4000K - 1150Lm - 157Lm/W

Lenses: 25°/40°/Oval Beam 30°/65° | **Reflector:** 10°/20°

3step MacAdam | Ripple < 3% | Lifetime>50.000h

LM80 test report




LED replacement with tools
Reflector replacement with tools




OUTDOOR

NOVUS IN H.P.LED



NOVUS IN OPAL TALE LED



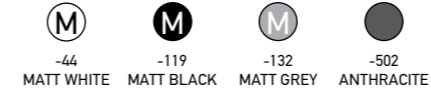
Accent lighting includes any unique parts of an environment that can be individually illuminated as focal points. Sculpture Lighting is all about the form, using lighting to illuminate its intricacies and artistry not only the space it surrounds.




TECHNICAL DETAILS

Housing: Extruded aluminium
Diffuser: Opal or Clear PMMA
Control Gear: Built-in electronic driver
IP: 67 **IK:** 10

COLORS



ACCESSORIES



LIGHTING SOURCES

LED Strip 9.6W/m

3000K - 720Lm/m - 75Lm/W
 4000K - 780Lm/m - 81Lm/W

LED Strip 15W/m

3000K - 2000Lm/m - 133Lm/W
 4000K - 2100Lm/m - 140Lm/W

H.P.LED 600mm

10.0W - 350mA - 2700K - 1500Lm - 150Lm/W
 10.0W - 350mA - 3000K - 1550Lm - 155Lm/W
 10.0W - 350mA - 4000K - 1700Lm - 170Lm/W
 14.4W - 500mA - 2700K - 2100Lm - 147Lm/W
 14.4W - 500mA - 3000K - 2150Lm - 149Lm/W
 14.4W - 500mA - 4000K - 2300Lm - 160Lm/W

H.P.LED 840mm

14.0W - 350mA - 2700K - 2100Lm - 150Lm/W
 14.0W - 350mA - 3000K - 2170Lm - 155Lm/W
 14.0W - 350mA - 4000K - 2380Lm - 170Lm/W
 20.0W - 500mA - 2700K - 2940Lm - 147Lm/W
 20.0W - 500mA - 3000K - 3010Lm - 151Lm/W
 20.0W - 500mA - 4000K - 3220Lm - 161Lm/W

H.P.LED 1260mm

21.0W - 350mA - 2700K - 3150Lm - 150Lm/W
 21.0W - 350mA - 3000K - 3255Lm - 155Lm/W
 21.0W - 350mA - 4000K - 3570Lm - 170Lm/W
 30.0W - 500mA - 2700K - 4410Lm - 147Lm/W
 30.0W - 500mA - 3000K - 4515Lm - 151Lm/W
 30.0W - 500mA - 4000K - 4830Lm - 161Lm/W

H.P.LED 1500mm

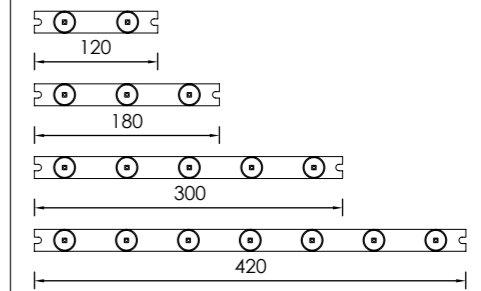
25.0W - 350mA - 2700K - 3750Lm - 150Lm/W
 25.0W - 350mA - 3000K - 3875Lm - 155Lm/W
 25.0W - 350mA - 4000K - 4250Lm - 170Lm/W
 35.8W - 500mA - 2700K - 5250Lm - 147Lm/W
 35.8W - 500mA - 3000K - 5435Lm - 152Lm/W
 35.8W - 500mA - 4000K - 5750Lm - 161Lm/W

Lenses: 25°/40°/Oval Beam 30°65° | **Reflector:** 10°/20°
3step MacAdam | Ripple < 3% | Lifetime>50.000h
LM80 test report

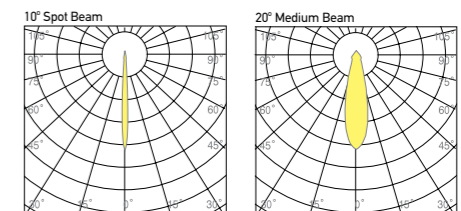
LED replacement with tools
 Reflector replacement without tools



H.P. LED MODULES

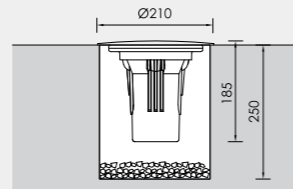


H.P. LED Modules are available in four different standard lengths according to the number of H.P. LEDs:
 2xH.P. LED | 120mm 3xH.P. LED | 180mm
 5xH.P. LED | 300mm 7xH.P. LED | 420mm.
 They can be combined in order to achieve the desirable length of the luminaire, giving continuous lines of lighting fixtures up to 4500mm.



LED replacement with tools
 Reflector replacement with tools

NEPA MAX GROUND BRASS

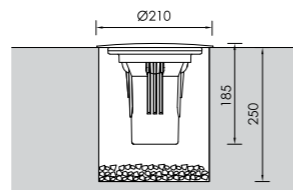


Housing: Cast-pressed brass

COLORS




NEPA MAX GROUND




TECHNICAL DETAILS

Housing: Cast-pressed aluminium
Diffuser: Safety glass clear
Control Gear: Built-in electronic driver
IP: 67 **IK:** 05

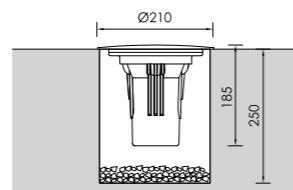
COLORS



ACCESSORIES



NEPA MAX GROUND DIR 3 INOX

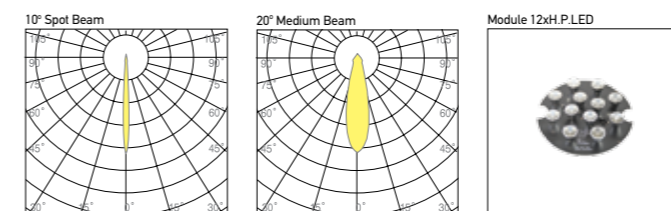


Rotation: Vertical 20°

LIGHTING SOURCES

Module 18x RGB H.P.LED | 15° / 25° / 40° | Diffuser: PMMA Lenses
18W - 350mA - 1062Lm
PrevaLED COIN 111 G2 | 24°/40° | 3000K/4000K
17.3W - CRI92 - 1430Lm 82Lm/W / 1560Lm 90Lm/W **PrevaLED COIN**
111 AC 230V | 24°/40° | 3000K/4000K
15.5W - CRI83 - 1250Lm 81Lm/W / 1350Lm 87Lm/W
12x H.P.LED Ø132mm
12W - 350mA - CRI80 - 3000K - 1850Lm - 155Lm/W
12W - 350mA - CRI80 - 4000K - 2.000Lm - 166Lm/W
18W - 500mA - CRI80 - 3000K - 2.550Lm - 142Lm/W
18W - 500mA - CRI80 - 4000K - 2.700Lm - 150Lm/W


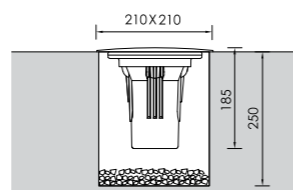
Lenses: 25°/40°/Oval Beam 30°65° | Reflector: 10°/20°
3step MacAdam | Ripple < 3% | Lifetime>50.000h
LM80 test report




LED replacement with tools
Reflector replacement with tools



NEPA MAX GROUND SQUARE 3 INOX



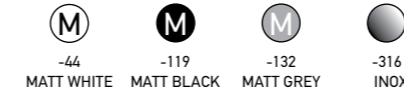
NEPA GROUND




TECHNICAL DETAILS

Housing: Cast-pressed aluminium/ Stainless steel
Diffuser: Safety glass clear / Safety glass sandblast
Control Gear: Built-in electronic driver
IP: 67 **IK:** 07


COLORS



NEPA GROUND INOX



NEPA GROUND BRASS

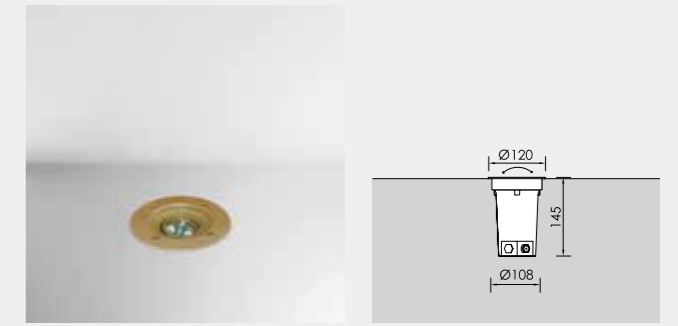


Housing: Cast-pressed brass

COLORS




NEPA GROUND MOB BRASS



Rotation: Vertical 30°
MR11/GU4/12V LED Lamp

NEPA GROUND SQUARE
3 INOX

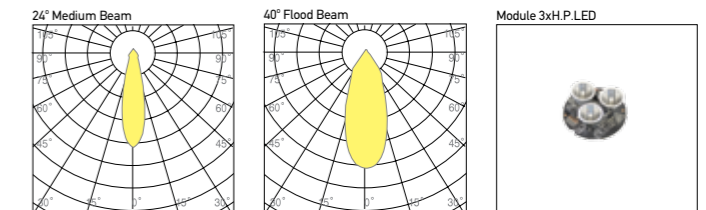


LIGHTING SOURCES

PAR16/GU10/230V LED Lamp
MR16/GU5.3/12V LED Lamp


3x H.P.LED Ø50mm
 3.0W - 350mA - CRI80 - 3000K - 465Lm - 155Lm/W
 3.0W - 350mA - CRI80 - 4000K - 500Lm - 166Lm/W
 4.5W - 500mA - CRI80 - 3000K - 640Lm - 142Lm/W
 4.5W - 500mA - CRI80 - 4000K - 675Lm - 150Lm/W

Lenses: 25°/40°/Oval Beam 30°/65° | **Reflector:** 10°/20°
3 step Macadam | Ripple <3% | Lifetime >50000h
LM80 test report



Lamp replacement without tools | LED replacement with tools

TERES 1 GROUND BRASS




Housing: Cast-pressed brass

COLORS



NEPA STEPS



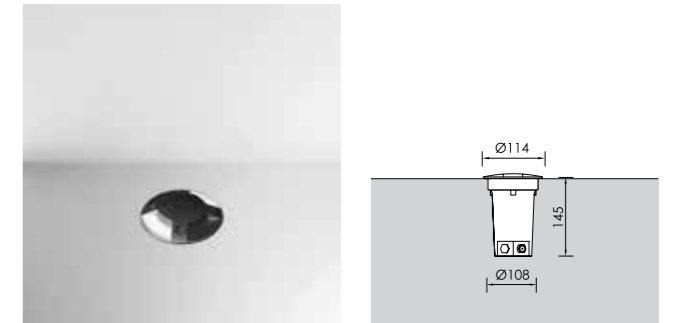
TECHNICAL DETAILS

Housing: Cast-pressed aluminium
Diffuser: Safety glass sandblast
Control Gear: Built-in electronic driver
IP: 67 **IK:** 09


COLORS



NEPA STEPS 02



NEPA STEPS BRASS

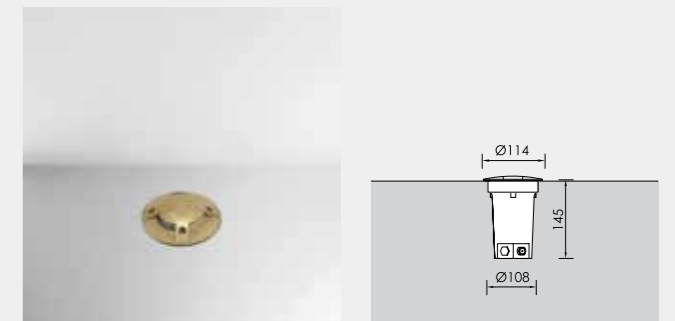


Housing: Cast-pressed brass

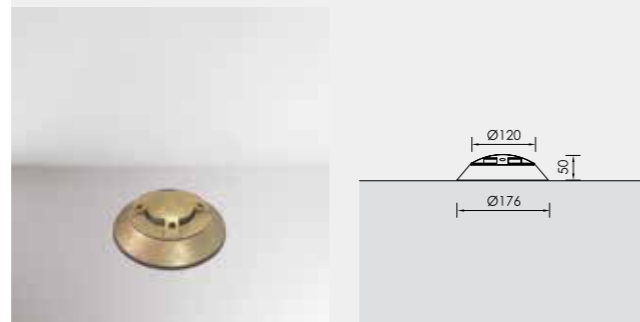
COLORS




NEPA STEPS 02 BRASS



NEPA STEPS OUT BRASS



NEPA GROUND OUT BRASS



LIGHTING SOURCES

PAR16/GU10/230V LED Lamp

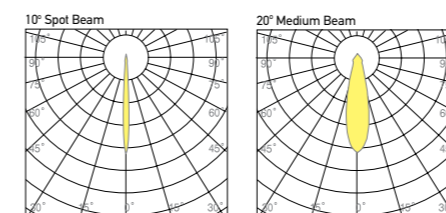
Spot H.P.LED

- 1.0W - 350mA - CRI80 - 3000K - 155Lm - 155Lm/W
- 1.0W - 350mA - CRI80 - 4000K - 170Lm - 166Lm/W
- 1.5W - 500mA - CRI80 - 3000K - 215Lm - 143Lm/W
- 1.5W - 500mA - CRI80 - 4000K - 230Lm - 153Lm/W

Lenses: 25°/40°/Oval Beam 30°/65° | Reflector: 10°/20°

3 step Macadam | Ripple <3% | Lifetime >50000h

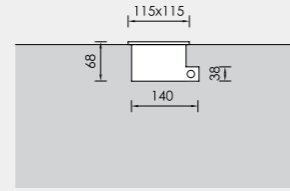

LM80 test report



Lamp replacement without tools | LED replacement with tools



NEXUS GROUND BRASS

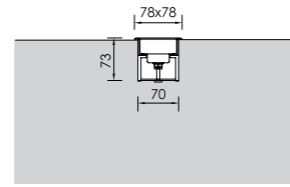



Housing: Cast-pressed brass

COLORS



MINI NEXUS GROUND



TECHNICAL DETAILS

Housing: Cast-pressed aluminium / Stainless steel

Diffuser: Safety glass clear / sandblast

Control Gear: Remote/built-in electronic driver

IP: 67 IK: 09

COLORS



LIGHTING SOURCES

Spot H.P.LED

- 1.0W - 350mA - CRI80 - 3000K - 155Lm - 155Lm/W
- 1.0W - 350mA - CRI80 - 4000K - 170Lm - 166Lm/W
- 1.5W - 500mA - CRI80 - 3000K - 215Lm - 143Lm/W
- 1.5W - 500mA - CRI80 - 4000K - 230Lm - 153Lm/W

NEXUS GROUND BRASS:

4xH.P.LED

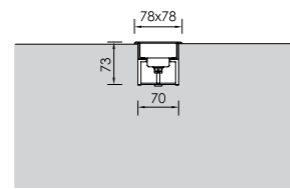
- 4.0W - 350mA - CRI80 - 3000K - 620Lm - 155Lm/W
- 4.0W - 350mA - CRI80 - 4000K - 667Lm - 166Lm/W
- 6.0W - 500mA - CRI80 - 3000K - 853Lm - 142Lm/W
- 6.0W - 500mA - CRI80 - 4000K - 900Lm - 150Lm/W

Lenses: 25°/40°/Oval Beam 30°/65° | Reflector: 10°/20°

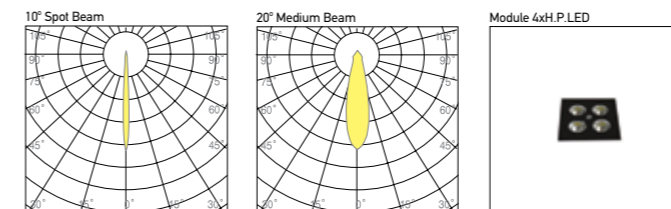
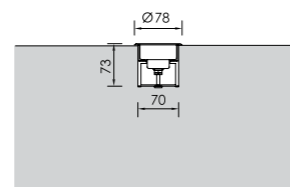
3 step Macadam | Ripple <3% | Lifetime >50000h

LM80 test report

MINI NEXUS GROUND 3 INOX



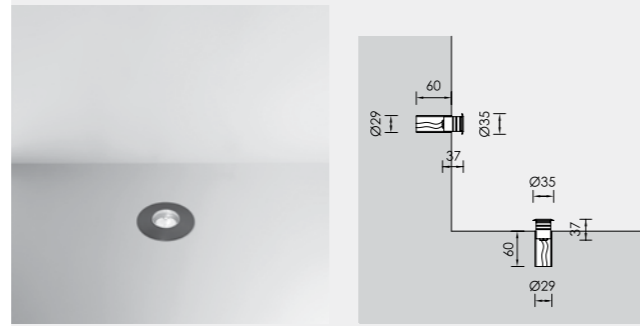
MINI NEXUS GROUND CIRCLE
3 INOX



LED replacement with tools
Reflector replacement with tools



FAMA



TECHNICAL DETAILS

Housing: Cast-pressed brass / Extruded brass
Diffuser: Safety glass clear
Control Gear: Remote / built-in electronic driver
IP: 67 **IK:** 07

COLORS



ACCESSORIES



FAMA BOX
6CM/12CM

LIGHTING SOURCES

Spot H.P.LED

1.0W - 350mA - CRI80 - 3000K - 155Lm - 155Lm/W
 1.0W - 350mA - CRI80 - 4000K - 170Lm - 166Lm/W
 1.5W - 500mA - CRI80 - 3000K - 215Lm - 143Lm/W
 1.5W - 500mA - CRI80 - 4000K - 230Lm - 153Lm/W

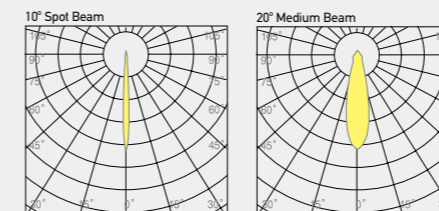
Lenses: 25°/40°/Oval Beam 30°/65° | **Reflector:** 10°/20°
 3 step Macadam | Ripple <3% | Lifetime >50000h
LM80 test report



Outdoor path lighting makes all the difference when you set foot outside after the sun goes down, keeping you safe on your way up the driveway or down to the pool.


APPLICATIONS:

- Define different quality paths
- Marking path boundaries.
- Highlighting building elements



LED replacement with tools
 Reflector replacement with tools
 For built-in electronic driver please use 12cm FAMA BOX

REGIO GROUND H.P.LED



TECHNICAL DETAILS

Housing: Extruded aluminium / Stainless steel
Diffuser: Safety glass clear
Control Gear: Built-in electronic driver
IP: 67 **IK:** 05

COLORS



ACCESSORIES



LIGHTING SOURCES

H.P.LED 600mm

10.0W - 350mA - 2700K - 1500Lm - 150Lm/W
 10.0W - 350mA - 3000K - 1550Lm - 155Lm/W
 10.0W - 350mA - 4000K - 1700Lm - 170Lm/W
 14.4W - 500mA - 2700K - 2100Lm - 147Lm/W
 14.4W - 500mA - 3000K - 2150Lm - 149Lm/W
 14.4W - 500mA - 4000K - 2300Lm - 160Lm/W

H.P.LED 840mm

14.0W - 350mA - 2700K - 2100Lm - 150Lm/W
 14.0W - 350mA - 3000K - 2170Lm - 155Lm/W
 14.0W - 350mA - 4000K - 2380Lm - 170Lm/W
 20.0W - 500mA - 2700K - 2940Lm - 147Lm/W
 20.0W - 500mA - 3000K - 3010Lm - 151Lm/W
 20.0W - 500mA - 4000K - 3220Lm - 161Lm/W

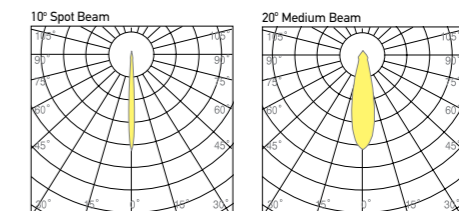
H.P.LED 1260mm

21.0W - 350mA - 2700K - 3150Lm - 150Lm/W
 21.0W - 350mA - 3000K - 3255Lm - 155Lm/W
 21.0W - 350mA - 4000K - 3570Lm - 170Lm/W
 30.0W - 500mA - 2700K - 4410Lm - 147Lm/W
 30.0W - 500mA - 3000K - 4515Lm - 151Lm/W
 30.0W - 500mA - 4000K - 4830Lm - 161Lm/W

H.P.LED 1500mm

25.0W - 350mA - 2700K - 3750Lm - 150Lm/W
 25.0W - 350mA - 3000K - 3875Lm - 155Lm/W
 25.0W - 350mA - 4000K - 4250Lm - 170Lm/W
 35.8W - 500mA - 2700K - 5250Lm - 147Lm/W
 35.8W - 500mA - 3000K - 5435Lm - 152Lm/W
 35.8W - 500mA - 4000K - 5750Lm - 161Lm/W

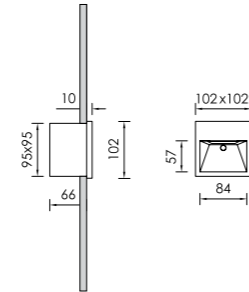
Lenses: 25°/40°/Oval Beam 30°/65° | **Reflector:** 10°/20°
 3 step Macadam | Ripple <3% | Lifetime >50000h
 LM80 test report



LED replacement with tools
 Reflector replacement with tools

NOXA

NOXA



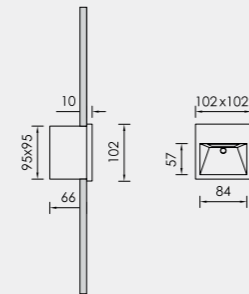
TECHNICAL DETAILS

Housing: Cast-pressed aluminium
Diffuser: Opal polycarbonate
Control Gear: Built-in electronic driver
IP: 54 **IK:** 08

COLORS

- (M)
-44
MATT WHITE
- (M)
-119
MATT BLACK
- (M)
-132
MATT GREY
- -502
ANTHRACITE


NOXA BRASS



Housing: Cast-pressed brass

COLORS

- (M)
-44
MATT WHITE
- (M)
-119
MATT BLACK
- (M)
-132
MATT GREY
- -55
INOX
- (UN)
-00
UNCOLOURED



LIGHTING SOURCES

Halopin/G9/230V LED Lamp

Spot H.P.LED

- 1.0W - 350mA - CRI80 - 3000K - 155Lm - 155Lm/W
- 1.0W - 350mA - CRI80 - 4000K - 170Lm - 166Lm/W
- 1.5W - 500mA - CRI80 - 3000K - 215Lm - 143Lm/W
- 1.5W - 500mA - CRI80 - 4000K - 230Lm - 153Lm/W

2x H.P.LED

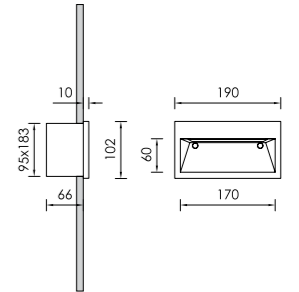
- 2.0W - 350mA - CRI80 - 3000K - 310Lm - 155Lm/W
- 2.0W - 350mA - CRI80 - 4000K - 340Lm - 170Lm/W
- 2.9W - 500mA - CRI80 - 3000K - 430Lm - 148Lm/W
- 2.9W - 500mA - CRI80 - 4000K - 460Lm - 159Lm/W

Lenses: 25°/40°/Oval Beam 30°65° | **Reflector:** 10°/20°

3step MacAdam | Ripple < 3% | Lifetime>50.000h
LM80 test report

Lamp replacement without tools | LED replacement with tools

NOXA 2 IN



LIGHTING SOURCES

Halopin/G9/230V LED Lamp

2x H.P.LED

- 2.0W - 350mA - CRI80 - 3000K - 310Lm - 155Lm/W
- 2.0W - 350mA - CRI80 - 4000K - 340Lm - 170Lm/W
- 2.9W - 500mA - CRI80 - 3000K - 430Lm - 148Lm/W
- 2.9W - 500mA - CRI80 - 4000K - 460Lm - 159Lm/W

3x H.P.LED

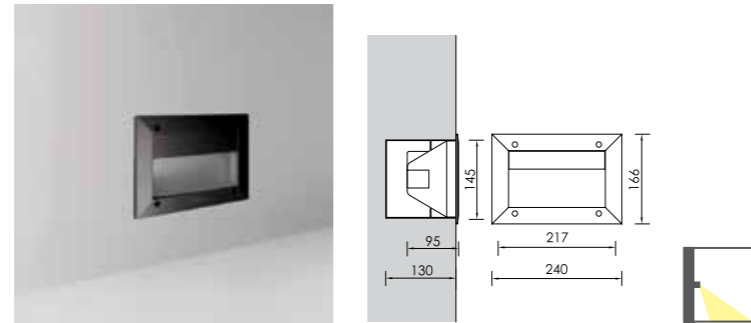
- 3.0W - 350mA - CRI80 - 3000K - 465Lm - 155Lm/W
- 3.0W - 350mA - CRI80 - 4000K - 500Lm - 166Lm/W
- 4.5W - 500mA - CRI80 - 3000K - 640Lm - 142Lm/W
- 4.5W - 500mA - CRI80 - 4000K - 675Lm - 150Lm/W

Lenses: 25°/40°/Oval Beam 30°65° | **Reflector:** 10°/20°

3step MacAdam | Ripple < 3% | Lifetime>50.000h
LM80 test report

NUDO

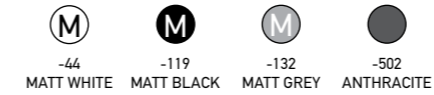
NUDO DAMA



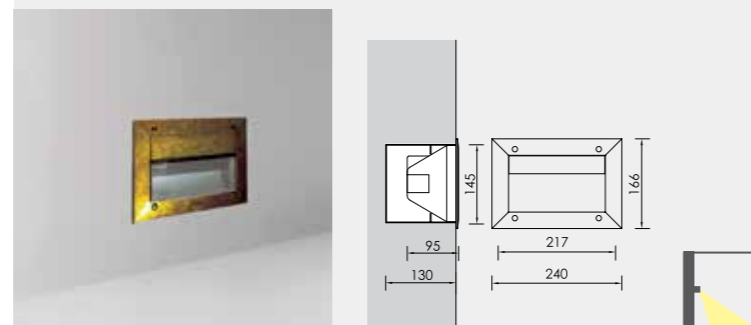
TECHNICAL DETAILS

Housing: Cast-pressed aluminium
Diffuser: Safety glass clear / sandblast
Control Gear: Built - in electronic driver
Reflector: Assymetric aluminium
IP: 65 **IK:** 07

COLORS



NUDO DAMA BRASS

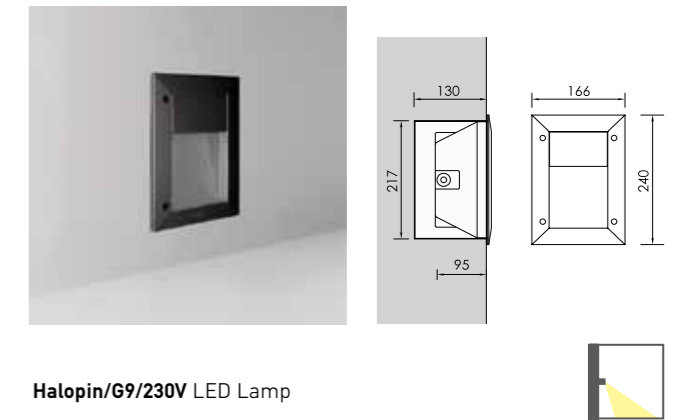


Housing: Cast-pressed brass

COLORS



NUDO DAMA 2



Halopin/G9/230V LED Lamp



LIGHTING SOURCES

R7s/ 230V/118mm LED Lamp

PLC/2-4 pins LED Lamp 2x H.P.LED

2.0W - 350mA - CRI80 - 3000K - 310Lm - 155Lm/W

2.0W - 350mA - CRI80 - 4000K - 340Lm - 170Lm/W

2.9W - 500mA - CRI80 - 3000K - 430Lm - 148Lm/W

2.9W - 500mA - CRI80 - 4000K - 460Lm - 159Lm/W

3x H.P.LED

3.0W - 350mA - CRI80 - 3000K - 465Lm - 155Lm/W

3.0W - 350mA - CRI80 - 4000K - 500Lm - 166Lm/W

4.5W - 500mA - CRI80 - 3000K - 640Lm - 142Lm/W

4.5W - 500mA - CRI80 - 4000K - 675Lm - 150Lm/W


Lenses: 25°/40°/Oval Beam 30°/65° | **Reflector:** 10°/20°

3step MacAdam | Ripple < 3% | Lifetime>50.000h

LM80 test report

Lamp replacement without tools | LED replacement with tools

NUDO

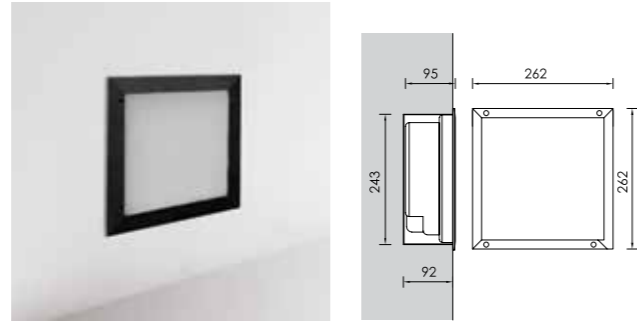


R7s/ 230V/118mm LED Lamp

PLC/2-4 pins LED Lamp

SATIS

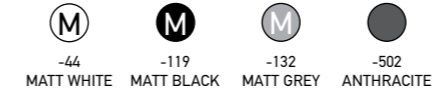
SATIS 1



TECHNICAL DETAILS

Housing: Cast-pressed aluminium
Diffuser: Safety glass sandblast
Reflector: Anodized aluminium
IP: 65 **IK:** 07

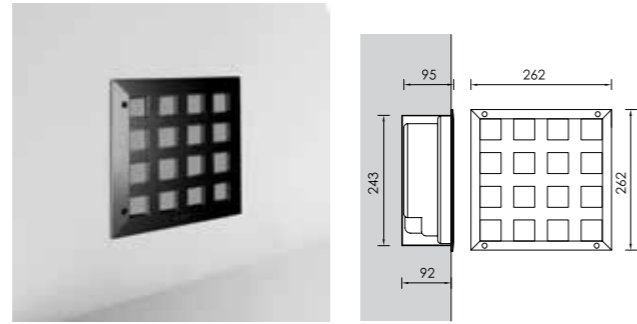
COLORS



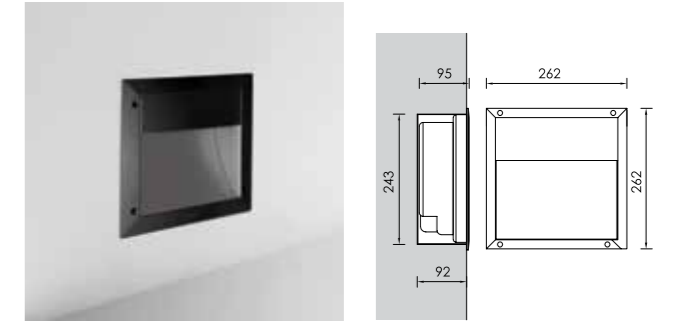
LIGHTING SOURCES

PrevaLED Core AC G2 | CRI80
 8.6W - 3000K - 800Lm - 93Lm/W
GR8 2d/230V LED Lamp

SATIS 3



SATIS 2



Diffuser: Safety glass clear

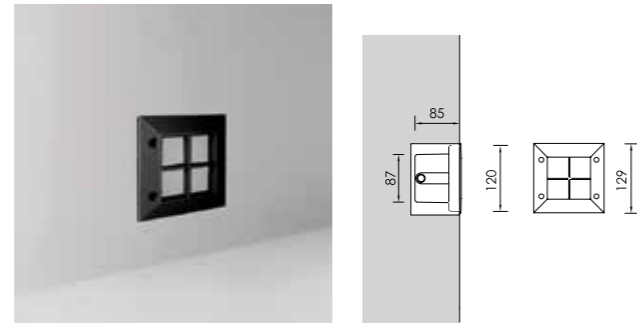


R7s/ 230V/118mm LED Lamp
PLC/2-4 pins LED Lamp



NEXUS

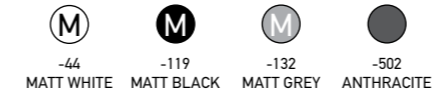
NEXUS CROSS




TECHNICAL DETAILS

Housing: Cast-pressed aluminium
Diffuser: Safety glass clear / sandblast
Control Gear: Built-in electronic driver
Reflector: Anodized aluminium
IP: 65 **IK:** 07

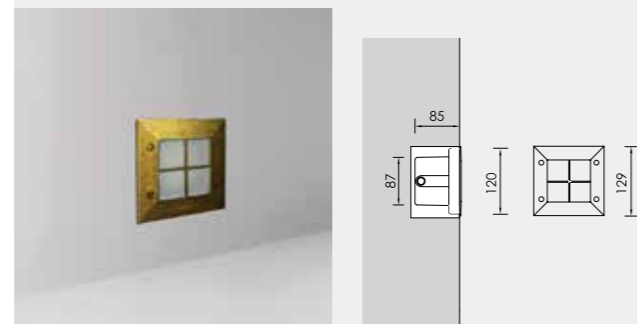
COLORS



NEXUS WALL



NEXUS CROSS BRASS

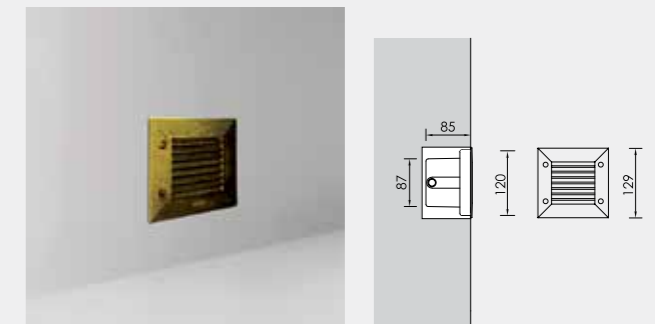


Housing: Cast-pressed brass

COLORS



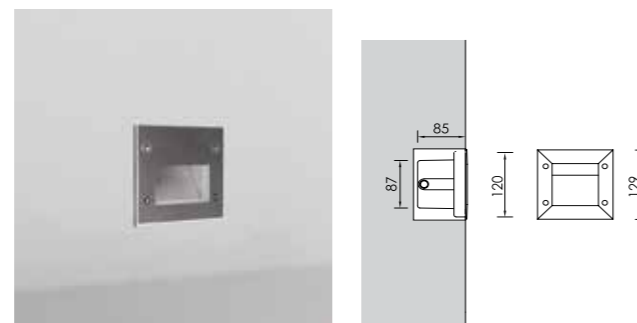
NEXUS WALL BRASS



NEXUS DAMA BRASS




NEXUS DAMA INOX



Housing: Cast-pressed aluminium/
Stainless steel

LIGHTING SOURCES

MLF/230V LED Lamp
4x H.P.LED
 4.0W - 350mA - CRI80 - 3000K - 620Lm - 155Lm/W
 4.0W - 350mA - CRI80 - 4000K - 667Lm - 166Lm/W
 6.0W - 500mA - CRI80 - 3000K - 853Lm - 142Lm/W
 6.0W - 500mA - CRI80 - 4000K - 900Lm - 150Lm/W
Lenses: 25°/40°/Oval Beam 30°/65° | **Reflector:** 10°/20°
3step MacAdam | Ripple < 3% | Lifetime>50.000h
LM80 test report

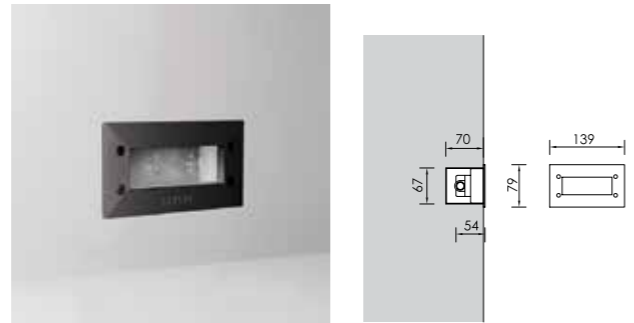


LED replacement with tools
Reflector replacement with tools

NEXUS DAMA BRASS / INOX

Halopin/G9/230V LED Lamp
Spot H.P.LED
 1.0W - 350mA - CRI80 - 3000K - 155Lm - 155Lm/W
 1.0W - 350mA - CRI80 - 4000K - 170Lm - 166Lm/W
 1.5W - 500mA - CRI80 - 3000K - 215Lm - 143Lm/W
 1.5W - 500mA - CRI80 - 4000K - 230Lm - 153Lm/W
Lenses: 25°/40°/Oval Beam 30°/65° | **Reflector:** 10°/20°
3step MacAdam | Ripple < 3% | Lifetime>50.000h
LM80 test report

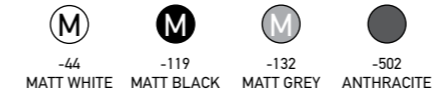
MINI NEXUS WALL 3



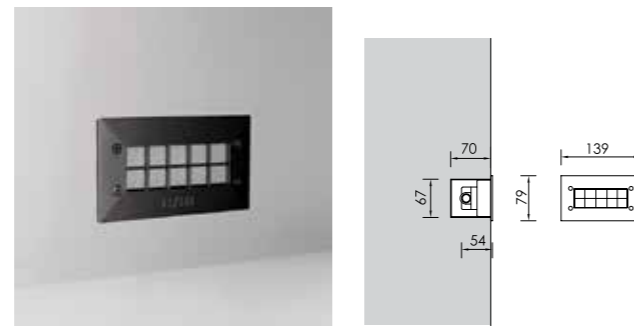
TECHNICAL DETAILS

Housing: Cast-pressed aluminium
Diffuser: Safety glass clear / sandblast
Control Gear: Remote electronic driver
Reflector: Anodized aluminium
IP: 65 **IK:** 07

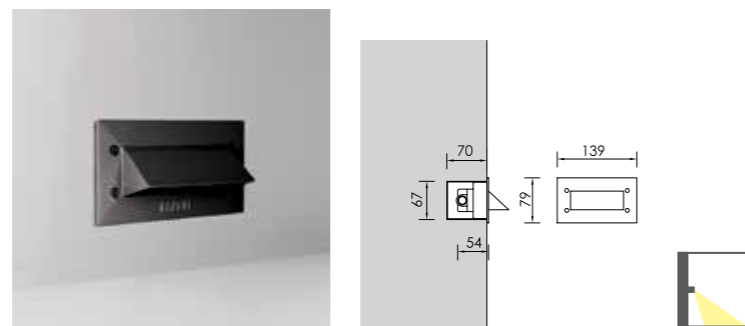
COLORS



MINI NEXUS WALL 4



MINI NEXUS WALL 5



LIGHTING SOURCES

Halopin/G9/230V LED Lamp

2x H.P.LED

2.0W - 350mA - CRI80 - 3000K - 310Lm - 155Lm/W

2.0W - 350mA - CRI80 - 4000K - 340Lm - 170Lm/W

2.9W - 500mA - CRI80 - 3000K - 430Lm - 148Lm/W

2.9W - 500mA - CRI80 - 4000K - 460Lm - 159Lm/W

Lenses: 25°/40°/Oval Beam 30°/65° | **Reflector:** 10°/20°

3step MacAdam | Ripple < 3% | Lifetime>50.000h


LM80 test report

Lamp replacement without tools | LED replacement with tools

NEPA




NEPA WALL



TECHNICAL DETAILS

Housing: Cast-pressed aluminium
Diffuser: Safety glass clear
Control Gear: Built-in electronic driver
IP: 65 **IK:** 06

COLORS



LIGHTING SOURCES

PAR16/GU10/230V LED Lamp

3x H.P.LED Ø50mm

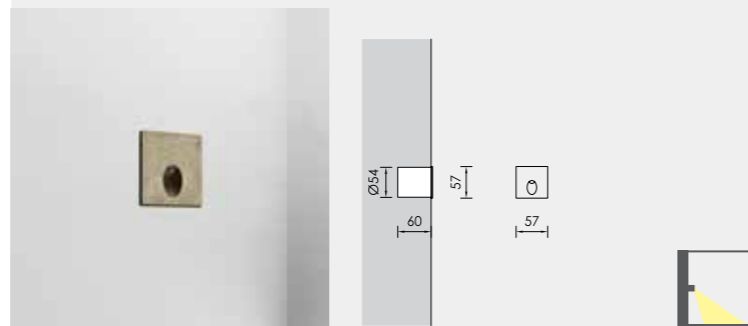
3.0W - 350mA - CRI80 - 3000K - 465Lm - 155Lm/W
 3.0W - 350mA - CRI80 - 4000K - 500Lm - 166Lm/W
 4.5W - 500mA - CRI80 - 3000K - 640Lm - 142Lm/W
 4.5W - 500mA - CRI80 - 4000K - 675Lm - 150Lm/W

3step MacAdam | Ripple < 3% | Lifetime>50.000h
LM80 test report

Lamp replacement without tools | LED replacement with tools

STIPO

STIPO 2 MARINE



TECHNICAL DETAILS

Housing: Extruded brass
Control Gear: Remote electronic driver
IP: 65 **IK:** 04

COLORS



LIGHTING SOURCES

Spot H.P.LED

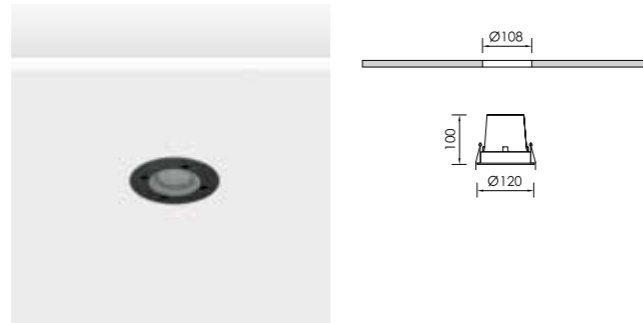
1.0W - 350mA - CRI80 - 3000K - 155Lm - 155Lm/W
 1.0W - 350mA - CRI80 - 4000K - 170Lm - 166Lm/W
 1.5W - 500mA - CRI80 - 3000K - 215Lm - 143Lm/W
 1.5W - 500mA - CRI80 - 4000K - 230Lm - 153Lm/W

Lenses: 25°/40°/Oval Beam 30°/65° | Reflector: 10°/20°
3step MacAdam | Ripple < 3% | Lifetime>50.000h
LM80 test report

LED replacement with tools

NEPA

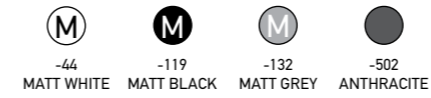
NEPA CEILING



TECHNICAL DETAILS

Housing: Cast-pressed aluminium
Diffuser: Safety glass clear
Control Gear: Built-in electronic driver
IP: 65 **IK:** 05

COLORS



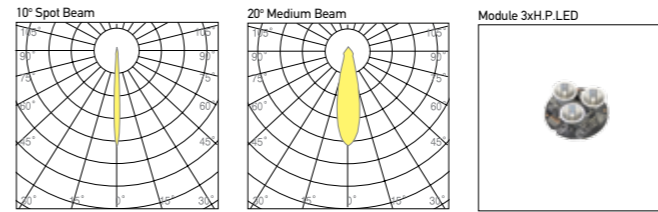
LIGHTING SOURCES

PAR16/GU10/230V LED Lamp

3x H.P.LED Ø50mm

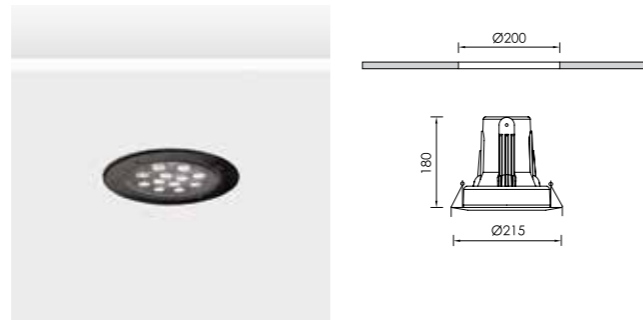
3.0W - 350mA - CRI80 - 3000K - 465Lm - 155Lm/W
 3.0W - 350mA - CRI80 - 4000K - 500Lm - 166Lm/W
 4.5W - 500mA - CRI80 - 3000K - 640Lm - 142Lm/W
 4.5W - 500mA - CRI80 - 4000K - 675Lm - 150Lm/W

Lenses: 25°/40°/Oval Beam 30°65° | **Reflector:** 10°/20°
3step MacAdam | Ripple < 3% | Lifetime>50.000h
LM80 test report



Lamp replacement without tools | LED replacement with tools
 Reflector replacement without tools

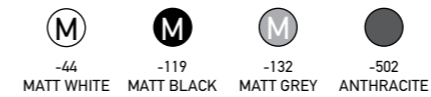
NEPA MAX CEILING



TECHNICAL DETAILS

Housing: Cast-pressed aluminium
Diffuser: Safety glass clear
Control Gear: Built-in electronic driver
IP: 65 **IK:** 05

COLORS



ACCESSORIES



LIGHTING SOURCES

Module 18x RGB H.P.LED | 15° / 25° / 40° | Diffuser: PMMA Lenses

18W - 350mA - 1062Lm

PrevaLED COIN 111 G2 | 24°/40° | 3000K/4000K

17.3W - CRI92 - 1430Lm 82Lm/W / 1560Lm 90Lm/W **PrevaLED COIN**

111 AC 230V | 24°/40° | 3000K/4000K

15.5W - CRI83 - 1250Lm 81Lm/W / 1350Lm 87Lm/W

12x H.P.LED Ø132mm

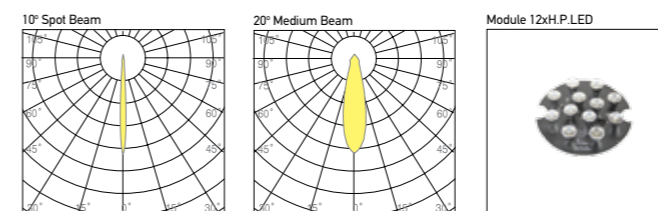
12W - 350mA - CRI80 - 3000K - 1850Lm - 155Lm/W

12W - 350mA - CRI80 - 4000K - 2.000Lm - 166Lm/W

18W - 500mA - CRI80 - 3000K - 2.550Lm - 142Lm/W

18W - 500mA - CRI80 - 4000K - 2.700Lm - 150Lm/W

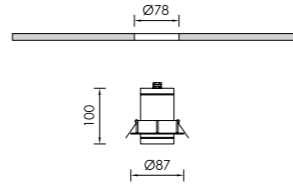
Lenses: 25°/40°/Oval Beam 30°65° | **Reflector:** 10°/20°
3step MacAdam | Ripple < 3% | Lifetime>50.000h
LM80 test report



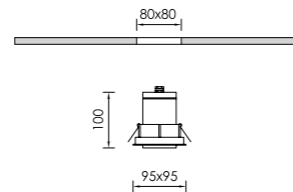
Lamp replacement without tools | LED replacement with tools
 Reflector replacement without tools

TERES

TERES 7 CEILING




TERES 7 SQUARE CEILING



TECHNICAL DETAILS

Housing: Cast-pressed aluminium / Extruded aluminium
Diffuser: Safety glass clear
Control Gear: Built-in electronic driver
IP: 64 **IK:** 05

COLORS



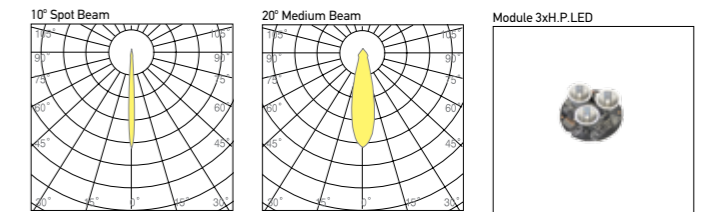
LIGHTING SOURCES

PAR16/GU10/230V LED Lamp

3x H.P.LED Ø50mm

3.0W - 350mA - CRI80 - 3000K - 465Lm - 155Lm/W
 3.0W - 350mA - CRI80 - 4000K - 500Lm - 166Lm/W
 4.5W - 500mA - CRI80 - 3000K - 640Lm - 142Lm/W
 4.5W - 500mA - CRI80 - 4000K - 675Lm - 150Lm/W

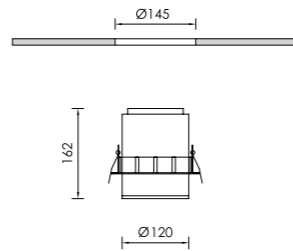
Lenses: 25°/40°/Oval Beam 30°65°|**Reflector:** 10°/20°
3step MacAdam | Ripple < 3%|Lifetime>50.000h
LM80 test report



Lamp replacement without tools | LED replacement with tool
 Reflector replacement without tools

PENDO

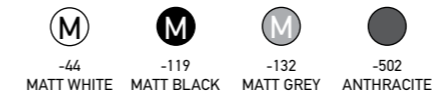
PENDO 1 IP65 FALSE CEILING



TECHNICAL DETAILS

Housing: Extruded aluminium
Diffuser: Safety glass clear / Safety glass sandblast
Reflector: Anodized aluminium
IP: 65 **IK:** 07

COLORS



LIGHTING SOURCES

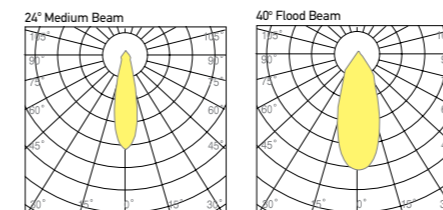
PAR30/E27/E26/230V LED Lamp

Classic/E27/E26/230V LED Lamp

PrevaLED COIN 111 AC 230V | 24°/40° | 3000K / 4000K

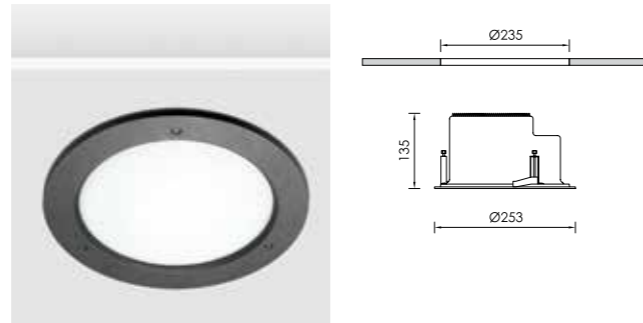
15.5W - CRI83 - 1250Lm 81Lm/W / 1350Lm 87Lm/W

3step MacAdam | Ripple < 3% | Lifetime>50.000h
LM80 test report

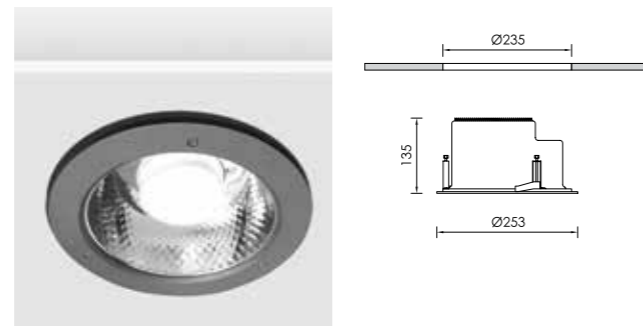


Lamp replacement without tools | LED replacement with tools
 Reflector replacement without tools

FETUS



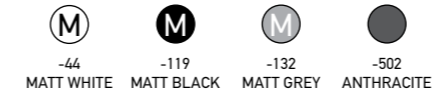
FETUS LEV LED



TECHNICAL DETAILS

Housing: Cast-pressed aluminium
Diffuser: Safety glass clear / sandblast
Control Gear: Remote electronic driver
Reflector: Anodized aluminium
IP: 65 **IK:** 04

COLORS



LIGHTING SOURCES

PLC/2-4 pins LED Lamp

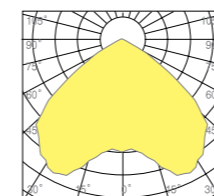
PrevaLED Cube AC 230V | CRI80

11.3W - 3000K/4000K - 1100Lm - 97Lm/W

18.8W - 3000K/4000K - 2000Lm - 106Lm/W


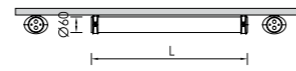
30.4W - 3000K/4000K - 3000Lm - 99Lm/W

3step MacAdam | Lifetime>50.000h
LM80 test report

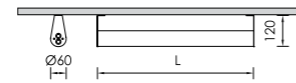


Lamp replacement without tools | LED replacement with tools

NINIO 2 OPAL LINEAR LED



NINIO 4 OPAL LINEAR LED




L max : 2045mm

TECHNICAL DETAILS

Housing: Extruded plexiglass
Diffuser: Opal PMMA
Control Gear: Built-in electronic driver
IP: 68 **IK:** 05

COLORS



ACCESSORIES




LIGHTING SOURCES

LED Strip 24V | CRI>80 | 3000K / 4000K
 120 LED/m - 9.6W/m - 720Lm/W / 840Lm/W
 70 LED/m - 15W/m - 2000Lm/W / 100Lm/W

Lifetime>30.000h | Energy Class A+
Cutting per 10cm or 6 LEDs

1x Linear LED GS | 6.10W-42.40W | CRI80 | 3000K/4000K
 365mm - 6.10W - 884Lm 145Lm/W / 931Lm 152Lm/W
 645mm - 12.10W - 1748Lm 145Lm/W / 1834Lm 152Lm/W
 925mm - 18.20W - 2632Lm 145Lm/W / 2765Lm 152Lm/W
 1205mm - 24.20W - 3496Lm 145Lm/W / 3667Lm 152Lm/W
 1485mm - 30.30W - 4380Lm 145Lm/W / 4598Lm 152Lm/W
 1765mm - 36.30W - 5244Lm 145Lm/W / 5501Lm 152Lm/W
 2045mm - 42.40W - 6128Lm 145Lm/W / 6432Lm 152Lm/W

3step MacAdam | Ripple < 3% | Lifetime>50.000h
LM80 test report

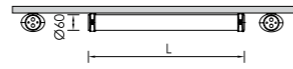


LED replacement with tools



NINIO

NINIO 2 CLEAR H.P. LED



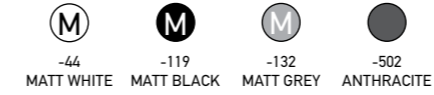
L max : 2040mm



TECHNICAL DETAILS

Housing: Extruded plexiglass
Diffuser: Clear PMMA
Control Gear: Built-in electronic driver
IP: 68 **IK:** 05

COLORS



ACCESSORIES



LIGHTING SOURCES

H.P.LED 600mm

10.0W - 350mA - 2700K - 1500Lm - 150Lm/W
 10.0W - 350mA - 3000K - 1550Lm - 155Lm/W
 10.0W - 350mA - 4000K - 1700Lm - 170Lm/W
 14.4W - 500mA - 2700K - 2100Lm - 147Lm/W
 14.4W - 500mA - 3000K - 2150Lm - 149Lm/W
 14.4W - 500mA - 4000K - 2300Lm - 160Lm/W

H.P.LED 840mm

14.0W - 350mA - 2700K - 2100Lm - 150Lm/W
 14.0W - 350mA - 3000K - 2170Lm - 155Lm/W
 14.0W - 350mA - 4000K - 2380Lm - 170Lm/W
 20.0W - 500mA - 2700K - 2940Lm - 147Lm/W
 20.0W - 500mA - 3000K - 3010Lm - 151Lm/W
 20.0W - 500mA - 4000K - 3220Lm - 161Lm/W

H.P.LED 1260mm

21.0W - 350mA - 2700K - 3150Lm - 150Lm/W
 21.0W - 350mA - 3000K - 3255Lm - 155Lm/W
 21.0W - 350mA - 4000K - 3570Lm - 170Lm/W
 30.0W - 500mA - 2700K - 4410Lm - 147Lm/W
 30.0W - 500mA - 3000K - 4515Lm - 151Lm/W
 30.0W - 500mA - 4000K - 4830Lm - 161Lm/W

H.P.LED 1500mm

25.0W - 350mA - 2700K - 3750Lm - 150Lm/W
 25.0W - 350mA - 3000K - 3875Lm - 155Lm/W
 25.0W - 350mA - 4000K - 4250Lm - 170Lm/W
 35.8W - 500mA - 2700K - 5250Lm - 147Lm/W
 35.8W - 500mA - 3000K - 5435Lm - 152Lm/W
 35.8W - 500mA - 4000K - 5750Lm - 161Lm/W

H.P.LED 1680mm

28.0W - 350mA - 2700K - 4200Lm - 150Lm/W
 28.0W - 350mA - 3000K - 4340Lm - 155Lm/W
 28.0W - 350mA - 4000K - 4760Lm - 170Lm/W
 40.0W - 500mA - 2700K - 5880Lm - 147Lm/W
 40.0W - 500mA - 3000K - 6020Lm - 151Lm/W
 40.0W - 500mA - 4000K - 6440Lm - 161Lm/W

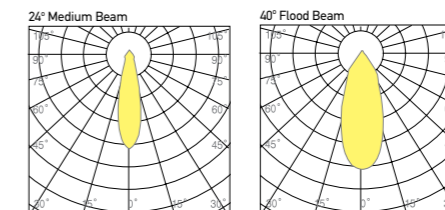
H.P.LED 1800mm

30.0W - 350mA - 2700K - 4500Lm - 150Lm/W
 30.0W - 350mA - 3000K - 4650Lm - 155Lm/W
 30.0W - 350mA - 4000K - 5100Lm - 170Lm/W
 43.2W - 500mA - 2700K - 6300Lm - 146Lm/W
 43.2W - 500mA - 3000K - 6450Lm - 149Lm/W
 43.2W - 500mA - 4000K - 6900Lm - 160Lm/W

H.P.LED 1980mm

33.0W - 350mA - 2700K - 4950Lm - 150Lm/W
 33.0W - 350mA - 3000K - 5115Lm - 155Lm/W
 33.0W - 350mA - 4000K - 5610Lm - 170Lm/W
 47.3W - 500mA - 2700K - 6930Lm - 146Lm/W
 47.3W - 500mA - 3000K - 7095Lm - 150Lm/W
 47.3W - 500mA - 4000K - 7590Lm - 160Lm/W

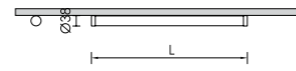
Lenses: 25°/40°/Oval Beam 30°/65° | **Reflector:** 10°/20°
3step MacAdam | Ripple < 3% | Lifetime>50.000h
LM80 test report



LED replacement with tools
 Reflector replacement without tools


NINIO

NINIO S



L max : 2000mm

MINI NINIO LED

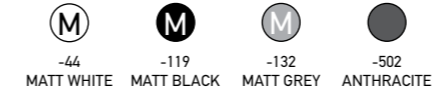


L max : 2000mm


TECHNICAL DETAILS

Housing: Extruded polycarbonate
Diffuser: Opal PMMA
Control Gear: Remote electronic driver
IP: 54 **IK:** 06

COLORS




ACCESSORIES



LIGHTING SOURCES

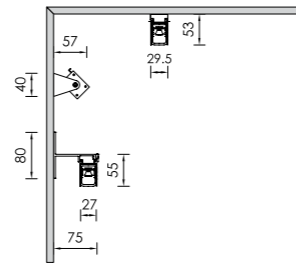
LED Strip 24V | CRI>80 | 3000K / 4000K
120 LED/m - 9.6W/m - 720Lm/W / 840Lm/W
70 LED/m - 15W/m - 2000Lm/W / 100Lm/W

Lifetime>30.000h | Energy Class A+
Cutting per 10cm or 6 LEDs

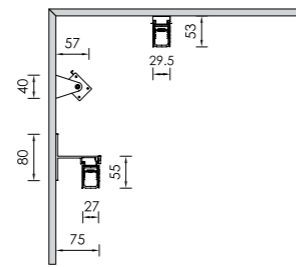


LED Strip 15W/m is applied only in NINIO S
LED replacement with tools

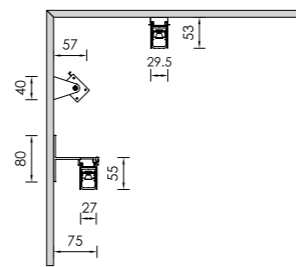
NOVUS OUT CLEAR H.P.LED



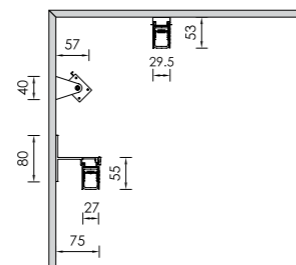
NOVUS OUT TAPE LED



NOVUS PLEXY CLEAR H.P.LED




NOVUS PLEXY OPAL TAPE LED




TECHNICAL DETAILS

Housing: Extruded aluminium
Diffuser: Clear / Opal PMMA
Control Gear: Remote electronic driver
IP: 66 **IK:** 10

COLORS



ACCESSORIES



LIGHTING SOURCES

LED Strip 24V | CRI>80 | 3000K / 4000K
 120 LED/m - 9.6W/m - 720Lm/W / 840Lm/W
 70 LED/m - 15W/m - 2000Lm/W / 100Lm/W

Lifetime: >30.000h | Energy Class A+

Cutting per 10cm or 6 LEDs

H.P.LED 600mm

10.0W - 350mA - 2700K - 1500Lm - 150Lm/W
 10.0W - 350mA - 3000K - 1550Lm - 155Lm/W
 10.0W - 350mA - 4000K - 1700Lm - 170Lm/W
 14.4W - 500mA - 2700K - 2100Lm - 147Lm/W
 14.4W - 500mA - 3000K - 2150Lm - 149Lm/W
 14.4W - 500mA - 4000K - 2300Lm - 160Lm/W

H.P.LED 840mm

14.0W - 350mA - 2700K - 2100Lm - 150Lm/W
 14.0W - 350mA - 3000K - 2170Lm - 155Lm/W
 14.0W - 350mA - 4000K - 2380Lm - 170Lm/W
 20.0W - 500mA - 2700K - 2940Lm - 147Lm/W
 20.0W - 500mA - 3000K - 3010Lm - 151Lm/W
 20.0W - 500mA - 4000K - 3220Lm - 161Lm/W

H.P.LED 1260mm

21.0W - 350mA - 2700K - 3150Lm - 150Lm/W
 21.0W - 350mA - 3000K - 3255Lm - 155Lm/W
 21.0W - 350mA - 4000K - 3570Lm - 170Lm/W
 30.0W - 500mA - 2700K - 4410Lm - 147Lm/W
 30.0W - 500mA - 3000K - 4515Lm - 151Lm/W
 30.0W - 500mA - 4000K - 4830Lm - 161Lm/W

H.P.LED 1500mm

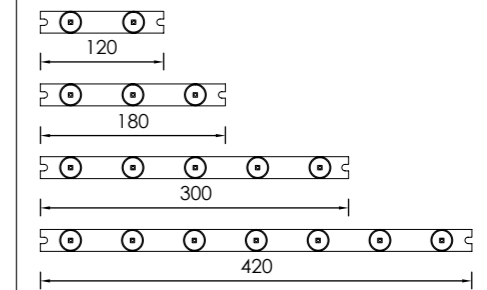
25.0W - 350mA - 2700K - 3750Lm - 150Lm/W
 25.0W - 350mA - 3000K - 3875Lm - 155Lm/W
 25.0W - 350mA - 4000K - 4250Lm - 170Lm/W
 35.8W - 500mA - 2700K - 5250Lm - 147Lm/W
 35.8W - 500mA - 3000K - 5435Lm - 152Lm/W
 35.8W - 500mA - 4000K - 5750Lm - 161Lm/W

Lenses: 25°/40°/Oval Beam 30°/65° | **Reflector:** 10°/20°
3 step Macadam | Ripple <3% | Lifetime >50000h
LM80 test report

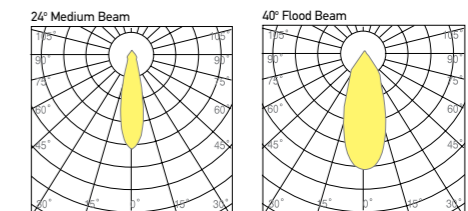
LED replacement with tools



H.P.LED MODULES

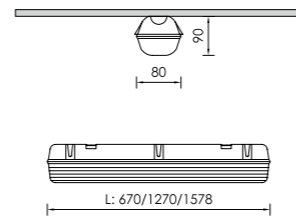


H.P. LED Modules are available in four different standard lengths according to the number of H.P. LEDs:
 2xH.P. LED | 120mm 3xH.P. LED | 180mm
 5xH.P. LED | 300mm 7xH.P. LED | 420mm.
 They can be combined in order to achieve the desirable length of the luminaire, giving continuous lines of lighting fixtures up to 4500mm.

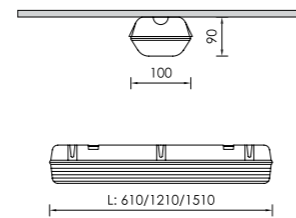


PALIO

PALIO 1 X LINEAR LED



PALIO 2 X LINEAR LED



TECHNICAL DETAILS

Housing: Polycarbonate
Diffuser: Clear polycarbonate / Opal PMMA
Control Gear: Built-in electronic driver
IP: 65 **IK:** 08

LIGHTING SOURCES

T8 LED Lamp

1xLinear LED GS | CRI80 | 3000K / 4000K

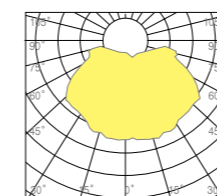
590mm - 12.10W - CRI80 - 1748Lm - 145Lm/W / 1834Lm - 152Lm/W
 1155mm - 24.20W - CRI80 - 3496Lm - 145Lm/W / 3667Lm - 152Lm/W
 1440mm - 30.30W - CRI80 - 4380Lm - 145Lm/W / 4598Lm - 152Lm/W

2xLinear LED GS | CRI80 | 3000K / 4000K

670mm - 18.50W - CRI80 - 2900Lm - 157Lm/W / 3050Lm - 164Lm/W
 1270mm - 37.00W - CRI80 - 5800Lm - 157Lm/W / 6100Lm - 164Lm/W
 1570mm - 46.50W - CRI80 - 7300Lm - 157Lm/W / 7600Lm - 164Lm/W

3step MacAdam | Ripple < 3% | Lifetime>50.000h


LM80 test report



Lamp replacement without tools | LED replacement with tools

TERES


TERES 1 CEILING



TECHNICAL DETAILS

Housing: Cast-pressed aluminium / Extruded aluminium
Diffuser: Safety glass clear
Control Gear: Built-in electronic driver
IP: 64 **IK:** 05

COLORS



TERES 1 CEILING BRASS




Housing: Cast-pressed brass / Extruded brass

COLORS



TERES 1 SQUARE CEILING




IP: 54 **IK:** 05

Spot H.P.LED

1.0W - 350mA - CRI80 - 3000K - 155Lm - 155Lm/W
 1.0W - 350mA - CRI80 - 4000K - 170Lm - 166Lm/W
 1.5W - 500mA - CRI80 - 3000K - 215Lm - 143Lm/W
 1.5W - 500mA - CRI80 - 4000K - 230Lm - 153Lm/W

Lenses: 25°/40°/Oval Beam 30°65° | **Reflector:** 10°/20°
3step MacAdam | Ripple < 3% | Lifetime > 50.000h
LM80 test report



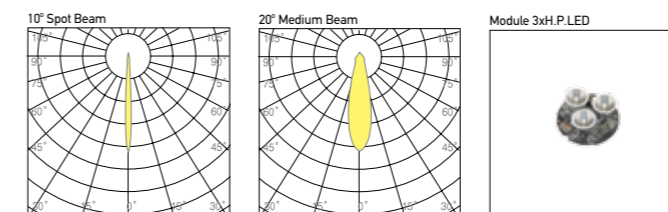
LIGHTING SOURCES

PAR16/GU10/230V LED Lamp

3x H.P.LED Ø50mm

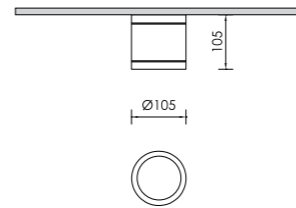
3.0W - 350mA - CRI80 - 3000K - 465Lm - 155Lm/W
 3.0W - 350mA - CRI80 - 4000K - 500Lm - 166Lm/W
 4.5W - 500mA - CRI80 - 3000K - 640Lm - 142Lm/W
 4.5W - 500mA - CRI80 - 4000K - 675Lm - 150Lm/W

Lenses: 25°/40°/Oval Beam 30°65° | **Reflector:** 10°/20°
3step MacAdam | Ripple < 3% | Lifetime > 50.000h
LM80 test report



Lamp replacement without tools | LED replacement with tools
 Reflector replacement without tools

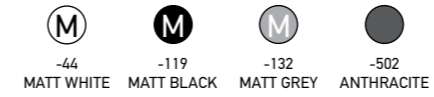
TERES M1 SMALL CEILING



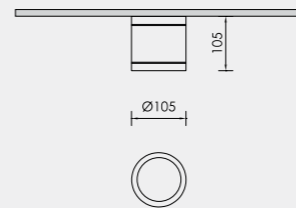
TECHNICAL DETAILS

Housing: Cast-pressed aluminium
Housing: Extruded aluminium / Cast-pressed aluminium
Diffuser: Safety glass clear
Control Gear: Built-in electronic driver
IP: 64 **IK:** 05

COLORS



TERES M1 SMALL CEILING BRASS

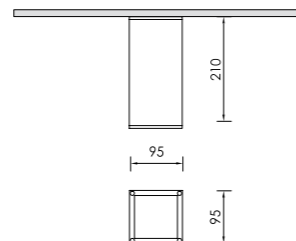


Housing: Cast-pressed brass

COLORS



TERES M1 SQUARE CEILING



IP: 54 IK: 05

LIGHTING SOURCES

PAR16/GU10/230V LED Lamp

MLF/230V LED Lamp

3x H.P.LED Ø50mm

3.0W - 350mA - CRI80 - 3000K - 465Lm - 155Lm/W

3.0W - 350mA - CRI80 - 4000K - 500Lm - 166Lm/W

4.5W - 500mA - CRI80 - 3000K - 640Lm - 142Lm/W

4.5W - 500mA - CRI80 - 4000K - 675Lm - 150Lm/W

TERES M1 SQUARE CEILING / SMALL CEILING:

4x H.P.LED

4.0W - 350mA - CRI80 - 3000K - 620Lm - 155Lm/W

4.0W - 350mA - CRI80 - 4000K - 667Lm - 166Lm/W

6.0W - 500mA - CRI80 - 3000K - 853Lm - 142Lm/W

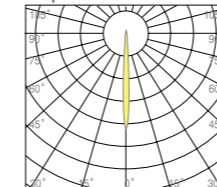
6.0W - 500mA - CRI80 - 4000K - 900Lm - 150Lm/W

Lenses: 25°/40°/Oval Beam 30°65°|**Reflector:** 10°/20°

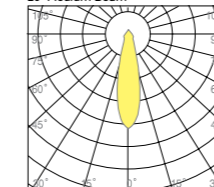
3step MacAdam | Ripple < 3% | Lifetime>50.000h

LM80 test report


10° Spot Beam




20° Medium Beam



Module 3xH.P.LED

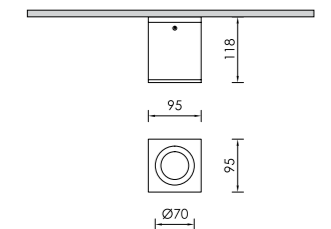


Module 4xH.P.LED



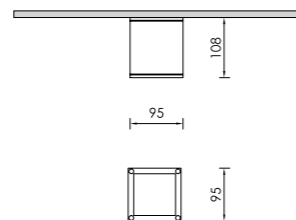
Lamp replacement without tools | LED replacement with tools
 Reflector replacement without tools

TERES M1 SQUARE SMALL P CEILING



IP: 54 IK: 05

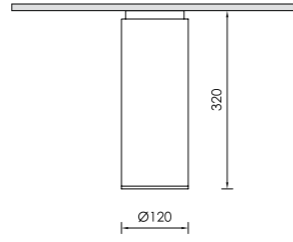
TERES M1 SQUARE SMALL CEILING



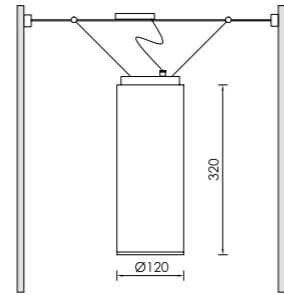
IP: 54 IK: 05

PENDO

PENDO 2 CEILING IP65



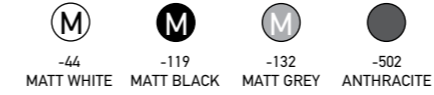
PENDO 2 SUSPENDED



TECHNICAL DETAILS

Housing: Extruded aluminium
Diffuser: Safety glass clear / sandblast
Control Gear: Built-in electronic driver
Reflector: Anodized aluminium
IP: 65 **IK:** 07

COLORS



LIGHTING SOURCES

PAR30/E27/E26/230V LED Lamp

PrevaLED COIN 111 AC 230V | 24°/40° | 3000K / 4000K

15.5W - CRI83 - 1250Lm 81Lm/W / 1350Lm 87Lm/W

22.5W - CRI83 - 1850Lm 82Lm/W / 1950Lm 87Lm/W

S.S.LED High Output - CRI80 / CRI90

11.6W - 3000K - 350mA - 1978Lm - 170Lm/W / 1695Lm - 146Lm/W

11.6W - 4000K - 350mA - 2077Lm - 179Lm/W / 1781Lm - 153Lm/W

16.9W - 3000K - 500mA - 2752Lm - 163Lm/W / 2358Lm - 139Lm/W

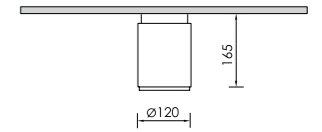
16.9W - 4000K - 500mA - 2890Lm - 171Lm/W / 2478Lm - 147Lm/W

3step MacAdam | Ripple < 3% | Lifetime>50.000h

LM80 test report | Transmittance: 86%

Lamp replacement without tools | LED replacement with tools

PENDO 1 CEILING IP65




PAR30/E27/E26/230V LED Lamp

PrevaLED COIN 111 AC 230V | 24°/40° | 3000K / 4000K

15.5W - CRI83 - 1250Lm 81Lm/W / 1350Lm 87Lm/W

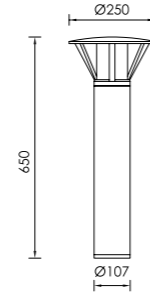
3step MacAdam | Ripple < 3% | Lifetime>50.000h

LM80 test report



COPIA

COPIA SMOOTH



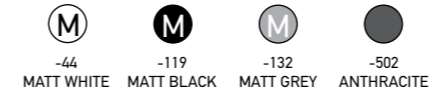
TECHNICAL DETAILS

Housing: Cast-pressed aluminium / Extruded aluminium

Diffuser: Matt opal cover of extruded PMMA

IP: 64 IK: 05

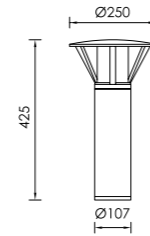
COLORS



LIGHTING SOURCES

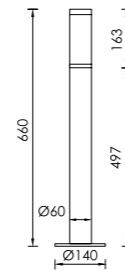
Classic/E27/E26/230V LED Lamp

COPIA SMOOTH SMALL



TERES

TERES 5



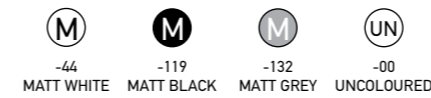
TECHNICAL DETAILS

Housing: Cast-pressed aluminium

Diffuser: Matt opal cover of extruded PMMA

IP: 64 IK: 05

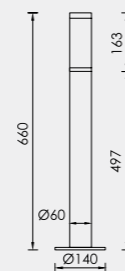
COLORS



LIGHTING SOURCES

Classic/E27/E26/230V LED Lamp

TERES 5 BRASS



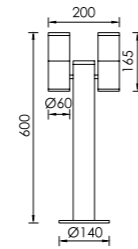
Housing: Cast-pressed brass

COLORS



Lamp replacement without tools

TERES 5 DUO







TECHNICAL DETAILS

Housing: Cast-pressed aluminium / Extruded aluminium

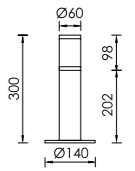
Diffuser: Matt opal cover of extruded PMMA

IP: 64 IK: 07

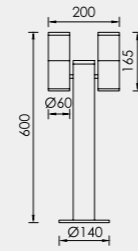
COLORS

- 
 -44
 MATT WHITE
- 
 -119
 MATT BLACK
- 
 -132
 MATT GREY
- 
 -502
 ANTHRACITE

TERES 5 SMALL



TERES 5 DUO BRASS

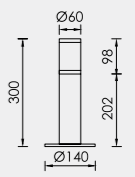


Housing: Cast-pressed brass

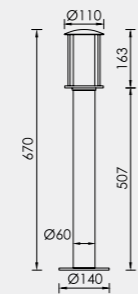
COLORS

- 
 -44
 MATT WHITE
- 
 -119
 MATT BLACK
- 
 -132
 MATT GREY
- 
 -55
 INOX
- 
 -00
 UNCOLOURED

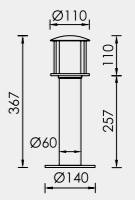
TERES 5 SMALL BRASS



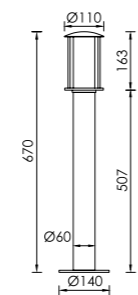
TERES 5 FAROS BRASS



TERES 5 FAROS SMALL BRASS



TERES 5 FAROS

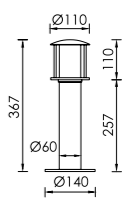


LIGHTING SOURCES

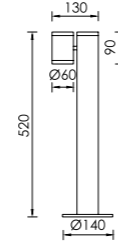
Classic/E27/E26/230V LED Lamp

Lamp replacement without tools

TERES 5 FAROS SMALL



TERES 5 UNO SPOT







TECHNICAL DETAILS

Housing: Cast-pressed aluminium / Extruded aluminium

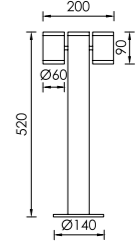
Control Gear: Built-in electronic driver

IP: 64 IK: 07

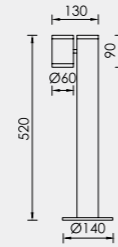
COLORS

- 
-44
MATT WHITE
- 
-119
MATT BLACK
- 
-132
MATT GREY
- 
-502
ANTHRACITE

TERES 5 DUO SPOT



TERES 5 UNO SPOT BRASS

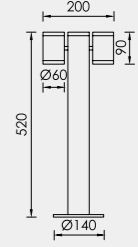


Housing: Cast-pressed brass

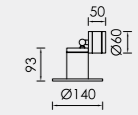
COLORS

- 
-44
MATT WHITE
- 
-119
MATT BLACK
- 
-132
MATT GREY
- 
-55
INOX
- 
-00
UNCOLOURED

TERES 5 DUO SPOT BRASS

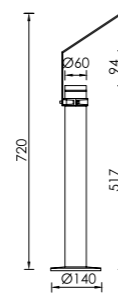


MINI TERES 1 SPOT TR BRASS



Control Gear: Remote electronic driver

TERES 5 MIRROR



LIGHTING SOURCES

PAR16/GU10/230V LED Lamp

3x H.P.LED Ø50mm

3.0W - 350mA - CRI80 - 3000K - 465Lm - 155Lm/W

3.0W - 350mA - CRI80 - 4000K - 500Lm - 166Lm/W

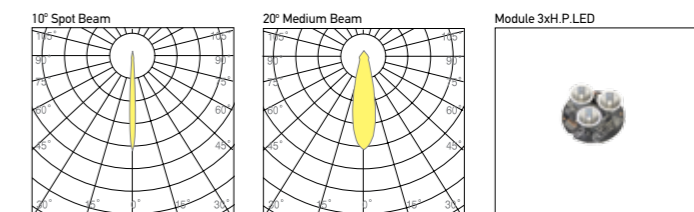
4.5W - 500mA - CRI80 - 3000K - 640Lm - 143Lm/W

4.5W - 500mA - CRI80 - 4000K - 675Lm - 153Lm/W

Lenses: 25°/40°/Oval Beam 30°/65° | Reflector: 10°/20°

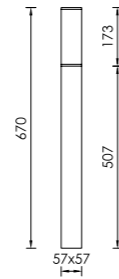
**3step MacAdam | Ripple < 3% | Lifetime>50.000h
LM80 test report**

Lamp replacement without tools | LED replacement with tools
MINI TERES 1 SPOT BRASS is only available with Spot H.P.L



TERES

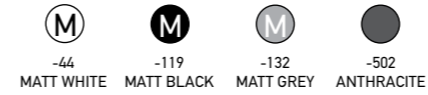
TERES 5 SQUARE



TECHNICAL DETAILS

Housing: Cast-pressed aluminium / Extruded aluminium
Diffuser: Matt opal cover of extruded PMMA
IP: 54 **IK:** 04

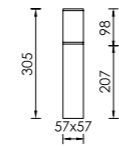
COLORS



LIGHTING SOURCES

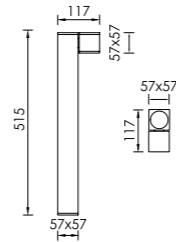
Classic/E27/E26/230V LED Lamp

TERES 5 SQUARE SMALL



Lamp replacement with tools

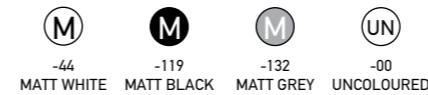
TERES 5 SQUARE SPOT



TECHNICAL DETAILS

Housing: Cast-pressed aluminium
Diffuser: Matt opal cover of extruded PMMA
Control Gear: Built-in electronic driver
IP: 54 **IK:** 05

COLORS

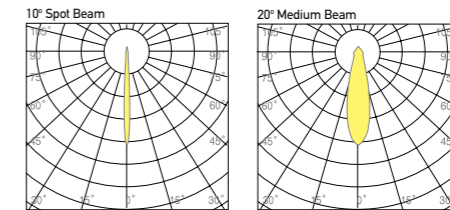


LIGHTING SOURCES

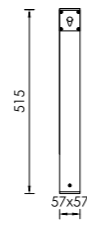
Spot H.P.LED

- 1.0W - 350mA - CRI80 - 3000K - 155Lm - 155Lm/W
- 1.0W - 350mA - CRI80 - 4000K - 170Lm - 166Lm/W
- 1.5W - 500mA - CRI80 - 3000K - 215Lm - 143Lm/W
- 1.5W - 500mA - CRI80 - 4000K - 230Lm - 153Lm/W

Lenses: 25°/40°/Oval Beam 30°/65° | **Reflector:** 10°/20°
3step MacAdam | Ripple < 3% | Lifetime>50.000h
LM80 test report



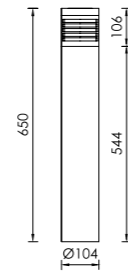
TERES 5 SQUARE STIPO 2



LED replacement with tools

TERES

TERES M12 SMOOTH



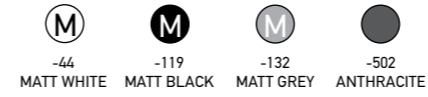
TECHNICAL DETAILS

Housing: Cast-pressed aluminium / Extruded aluminium

Diffuser: Matt opal cover of extruded PMMA

IP: 65 IK: 08

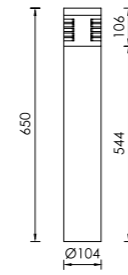
COLORS



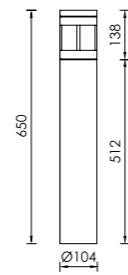
LIGHTING SOURCES

Classic/E27/E26/230V LED Lamp

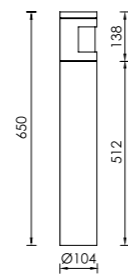
TERES M13 SMOOTH



TERES M14 SMOOTH



TERES M15 SMOOTH



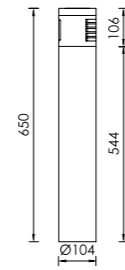
Bollards with lights can become a featured addition to illuminate and accent landscaping, walkways, buildings and parking areas. They add ambient lighting to property; improve security by increasing visibility and mark pathways and driveways.

Lamp replacement without tools



TERES

TERES M16 SMOOTH



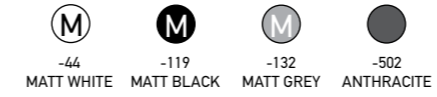
TECHNICAL DETAILS

Housing: Cast-pressed aluminium / Extruded aluminium

Diffuser: Matt opal cover of extruded PMMA

IP: 65 IK: 08

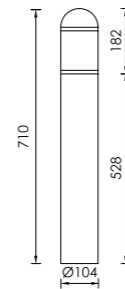
COLORS



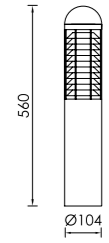
LIGHTING SOURCES

Classic/E27/E26/230V LED Lamp

TERES M5 B SMOOTH



TERES M5 B SF WHITE
SMOOTH ALUMINIUM



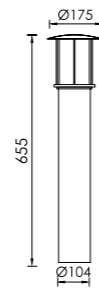
Reflector: Round asymmetric

Control Gear: Built-in electronic driver

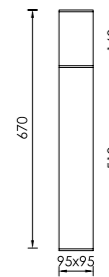
LIGHTING SOURCES

PLL/2G11 LED Lamp

TERES M5 SMOOTH FAROS

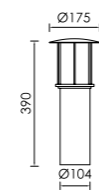


TERES M5 SQUARE

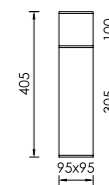


IP: 54

TERES M5 SMOOTH
FAROS SMALL



TERES M5 SQUARE SMALL

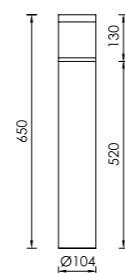


IP: 54

Lamp replacement without tools

TERES

TERES M5 SMOOTH



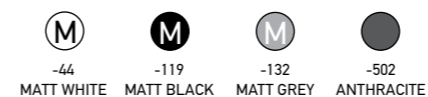
TECHNICAL DETAILS

Housing: Cast-pressed aluminium / Extruded aluminium

Diffuser: Matt opal cover of extruded PMMA

IP: 64 **IK:** 08

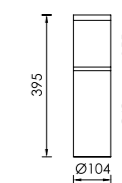
COLORS



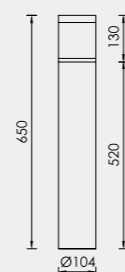
LIGHTING SOURCES

Classic/E27/E26/230V LED Lamp

TERES M5 SMOOTH SMALL



TERES M5 SMOOTH BRASS

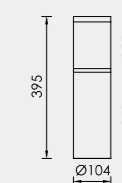


Housing: Cast-pressed brass

COLORS

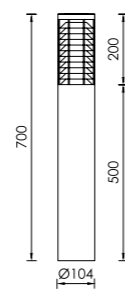


TERES M5 SMALL SMOOTH BRASS



TERES

TERES M5 SF SMOOTH



TECHNICAL DETAILS

Housing: Cast-pressed aluminium / Extruded aluminium

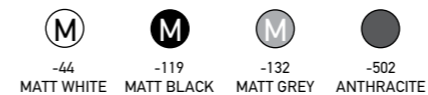
Diffuser: Matt opal cover of extruded PMMA

Reflector: Round asymmetric

Control Gear: Built-in electronic driver

IP: 64 **IK:** 08

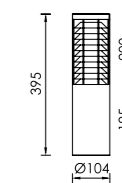
COLORS



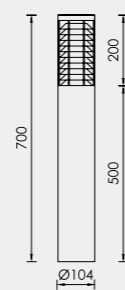
LIGHTING SOURCES

PLL/2G11 LED Lamp

TERES M5 SF SMOOTH SMALL



TERES M5 SF SMOOTH BRASS

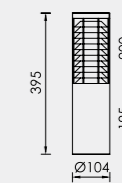


Housing: Cast-pressed brass

COLORS




TERES M5 SF SMOOTH SMALL BRASS



Lamp replacement without tools

TALIS


TALIS 1




TECHNICAL DETAILS

Housing: Cast-pressed aluminium / Cast-pressed brass
Diffuser: Plastic opal cover
Control Gear: Remote electronic transformer
IP: 65 **IK:** 04


COLORS



ACCESSORIES



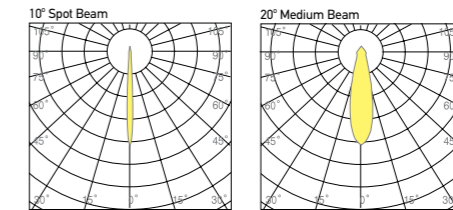
TALIS 2



LIGHTING SOURCES

3x H.P.LED
 3.0W - 350mA - CRI80 - 3000K - 465Lm - 155Lm/W
 3.0W - 350mA - CRI80 - 4000K - 500Lm - 166Lm/W
 4.5W - 500mA - CRI80 - 3000K - 640Lm - 143Lm/W
 4.5W - 500mA - CRI80 - 4000K - 675Lm - 153Lm/W

Lenses: 25°/40°/Oval Beam 30°/65° | **Reflector:** 10°/20°
3step MacAdam | Ripple < 3% | Lifetime>50.000h
LM80 test report



LED replacement with tools

PALUS

PALUS




TECHNICAL DETAILS

Housing: Extruded brass
Rotation: Vertical 20° / Horizontal 360°
Control Gear: Remote electronic power supply
IP: 65 **IK:** 07

COLORS



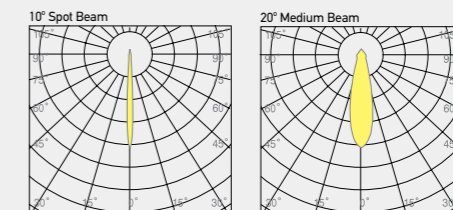
ACCESSORIES



LIGHTING SOURCES

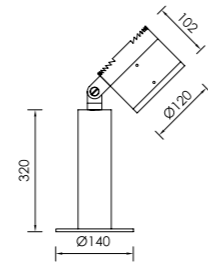
Spot H.P.LED
 1.0W - 350mA - CRI80 - 3000K - 155Lm - 155Lm/W
 1.0W - 350mA - CRI80 - 4000K - 170Lm - 166Lm/W
 1.5W - 500mA - CRI80 - 3000K - 215Lm - 143Lm/W
 1.5W - 500mA - CRI80 - 4000K - 230Lm - 153Lm/W

Lenses: 25°/40°/Oval Beam 30°/65° | **Reflector:** 10°/20°
3step MacAdam | Ripple < 3% | Lifetime>50.000h
LM80 test report

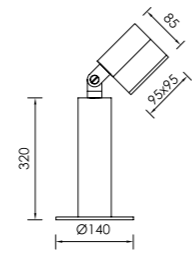


LED replacement with tools

FORTIS Q PILLAR



FORTIS Q SQUARE PILLAR



TECHNICAL DETAILS

Housing: Cast-pressed aluminium

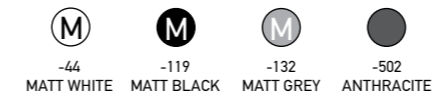
Diffuser: Safety glass clear / sandblast

Rotation: Vertical 90°

Reflector: Circular brightened aluminium diamond facets (15°, 24°, 40°, 60°)

IP: 54 **IK:** 06

COLORS



LIGHTING SOURCES

PrevaLED Core AC G2 | CRI80

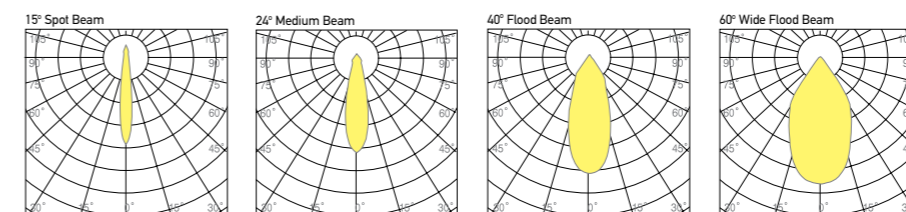
8.6W - 3000K - 800Lm - 93Lm/W

8.9W - 2700K - 800Lm - 90Lm/W

18.4W - 4000K - 2000Lm - 109Lm/W

19.6W - 3000K - 2000Lm - 102Lm/W

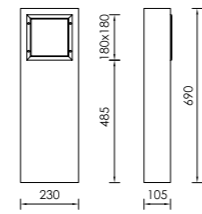
3step MacAdam | Ripple < 3% | Lifetime>50.000h
LM80 test report



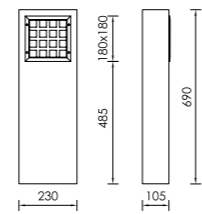
LED replacement with tools
 Reflector replacement with tools

CONTO

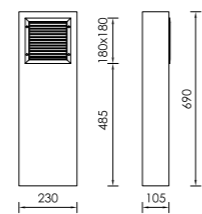
CONTO 1M



CONTO 3M




CONTO 4M



TECHNICAL DETAILS

Housing: Cast-pressed aluminium / Concrete
Diffuser: Safety glass clear / sandblast
Reflector: Anodized aluminium
IP: 65 **IK:** 07

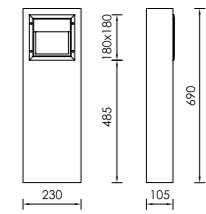
COLORS



LIGHTING SOURCES

PrevaLED Core AC G2 | CRI80
 8.6W - 3000K - 800Lm - 93Lm/W
GR8 2d/230V LED Lamp

CONTO 2M

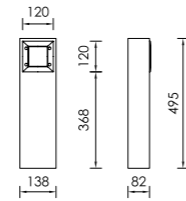


R7s/230V/118mm LED Lamp
PLC/2-4 pins LED Lamp

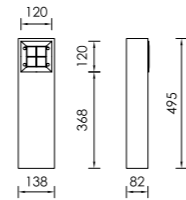


Lamp replacement without tools | LED replacement with tools

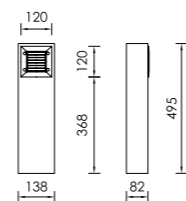
CONTO 1S



CONTO 3S




CONTO 4S



TECHNICAL DETAILS

Housing: Cast-pressed aluminium / Concrete
Diffuser: Safety glass clear / sandblast
Reflector: Anodized aluminium
IP: 65 **IK:** 07

COLORS



LIGHTING SOURCES

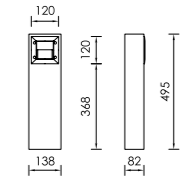
MLF/230V LED Lamp

4x H.P.LED

4.0W - 350mA - CRI80 - 3000K - 620Lm - 155Lm/W
 4.0W - 350mA - CRI80 - 4000K - 667Lm - 166Lm/W
 6.0W - 500mA - CRI80 - 3000K - 853Lm - 142Lm/W
 6.0W - 500mA - CRI80 - 4000K - 900Lm - 150Lm/W

Lenses: 25°/40°/Oval Beam 30°65° | **Reflector:** 10°/20°
3step MacAdam | Ripple < 3% | Lifetime>50.000h
LM80 test report

CONTO 2S



Halopin/G9/230V LED Lamp

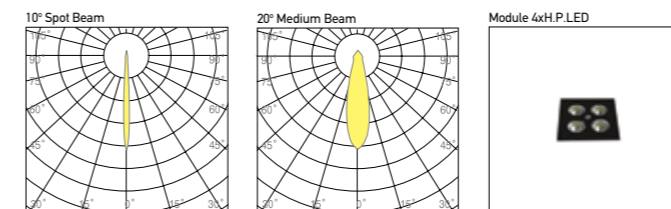
Spot H.P.LED

1.0W - 350mA - CRI80 - 3000K - 155Lm - 155Lm/W
 1.0W - 350mA - CRI80 - 4000K - 170Lm - 166Lm/W
 1.5W - 500mA - CRI80 - 3000K - 215Lm - 143Lm/W
 1.5W - 500mA - CRI80 - 4000K - 230Lm - 153Lm/W

2x H.P.LED

2.0W - 350mA - CRI80 - 3000K - 310Lm - 155Lm/W
 2.0W - 350mA - CRI80 - 4000K - 340Lm - 170Lm/W
 2.9W - 500mA - CRI80 - 3000K - 430Lm - 148Lm/W
 2.9W - 500mA - CRI80 - 4000K - 460Lm - 159Lm/W

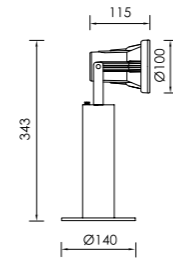
Lenses: 25°/40°/Oval Beam 30°65° | **Reflector:** 10°/20°
3step MacAdam | Ripple < 3% | Lifetime>50.000h
LM80 test report



Lamp replacement without tools | LED replacement with tools

NEPA


NEPA OUTDOOR PILLAR



TECHNICAL DETAILS

Housing: Cast-pressed aluminium
Diffuser: Safety glass clear / sandplast
Rotation: Vertical 90°
Control Gear: Built-in electronic driver
IP: 65 **IK:** 05

COLORS



LIGHTING SOURCES

PAR16/GU10/230V LED Lamp

MR16/GU5.3/12V LED Lamp

3x H.P.LED Ø50mm

3.0W - 350mA - CRI80 - 3000K - 465Lm - 155Lm/W

3.0W - 350mA - CRI80 - 4000K - 500Lm - 166Lm/W

4.5W - 500mA - CRI80 - 3000K - 640Lm - 143Lm/W

4.5W - 500mA - CRI80 - 4000K - 675Lm - 153Lm/W

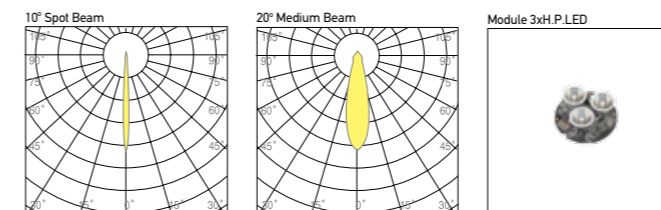
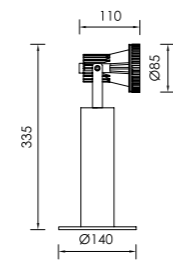
Lenses: 25°/40°/Oval Beam 30°65° | **Reflector:** 10°/20°

3step MacAdam | Ripple < 3% | Lifetime>50.000h

LM80 test report


TENAX

MINI TENAX PILLAR



Lamp replacement without tools | LED replacement with tools

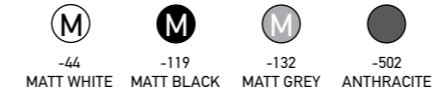
TERES M7 SQUARE SH 1F



TECHNICAL DETAILS

Housing: Extruded aluminium
Diffuser: Safety glass clear / sandblast
Control Gear: Built-in electronic driver
Reflector: Circular diamond aluminium facets (15°, 24°, 40°, 60°)
IP: 54 **IK:** 08

COLORS



ACCESSORIES




LIGHTING SOURCES

S.S.LED High Output - CRI80 / CRI90


24.2W - 3000K - 700mA - 3721Lm - 153Lm/W / 3188Lm - 131Lm/W
24.2W - 4000K - 700mA - 3907Lm - 161Lm/W / 3350Lm - 138Lm/W
28.0W - 3000K - 800mA - 4178Lm - 149Lm/W / 3579Lm - 128Lm/W
28.0W - 4000K - 800mA - 4387Lm - 157Lm/W / 3761Lm - 134Lm/W
30.8W - 3000K - 900mA - 5048Lm - 164Lm/W / 4345Lm - 141Lm/W
30.8W - 4000K - 900mA - 5315Lm - 172Lm/W / 4554Lm - 148Lm/W
36.4W - 3000K - 1050mA - 5780Lm - 159Lm/W / 4975Lm - 137Lm/W
36.4W - 4000K - 1050mA - 6085Lm - 167Lm/W / 5214Lm - 143Lm/W

3step MacAdam | Ripple < 3% | Lifetime>50.000h
LM80 test report | Transmittance: 86%


TACTUS TERES M7 SQUARE 1F



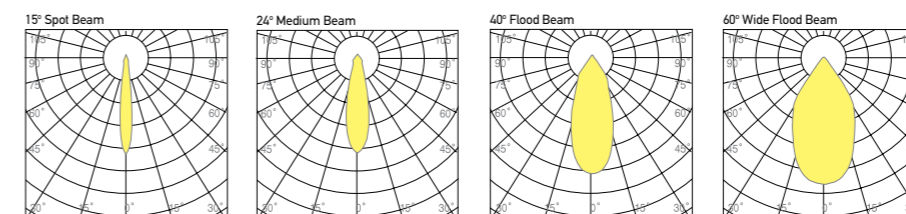

TERES M7 SQUARE SH 1F



TERES M2 SQUARE SH 1F



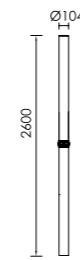
TERES M2 SQUARE SH 2F



LED replacement with tools
 Reflector replacement with tools



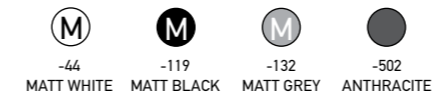
TERES M 04



TECHNICAL DETAILS

Housing: Extruded aluminium
Diffuser: Matt opal cover of extruded PMMA
Control Gear: Built-in electronic ballast
IP: 64 **IK:** 07

COLORS



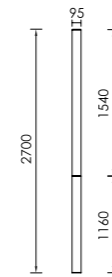
ACCESSORIES



LIGHTING SOURCES

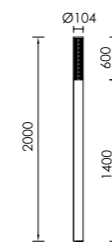
T5 LED Lamp
TERES M5 SF MAX:
PLL/2G11 LED Lamp

TERES M5 04 SQUARE SH

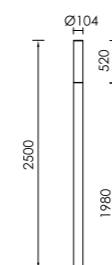


IP: 54

TERES M5 SF MAX



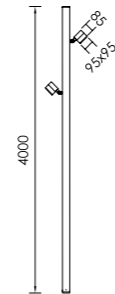
TERES M5 SH



Lamp replacement without tools



TERES M FORTIS SQUARE



TECHNICAL DETAILS

Housing: Cast-pressed aluminium

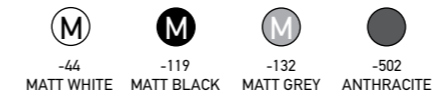
Diffuser: Safety glass clear / sandblast

Rotation: Vertical 90°

Reflector: Circular brightened aluminium diamond facets (15°, 24°, 40°, 60°)

IP: 54 **IK:** 06

COLORS



ACCESSORIES



LIGHTING SOURCES

PrevaLED Core AC G2 | CRI80

8.6W - 3000K - 800Lm - 93Lm/W

8.9W - 2700K - 800Lm - 90Lm/W

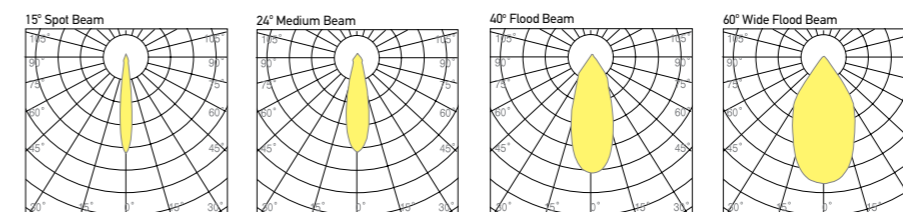
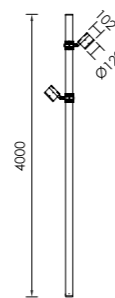
18.4W - 4000K - 2000Lm - 109Lm/W

19.6W - 3000K - 2000Lm - 102Lm/W

3step MacAdam | Ripple < 3% | Lifetime > 50.000h

LM80 test report

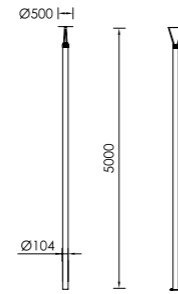
TERES M FORTIS



LED replacement with tools
Reflector replacement with tools

TERES

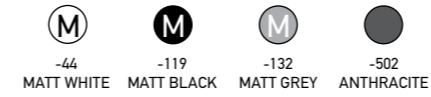
TERES M5 MIRROR



TECHNICAL DETAILS

Housing: Cast-pressed aluminium / Extruded aluminium
Diffuser: Safety glass clear
Control Gear: Built-in electronic driver
Reflector: Anodized aluminium
IP: 64 **IK:** 08

COLORS



ACCESSORIES



LIGHTING SOURCES

S.S.LED | CRI80 | 3000K / 4000K

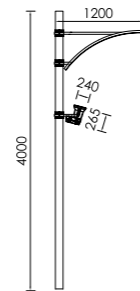
12W	- 350mA	- 1520Lm	127Lm/W	/ 1540Lm	128Lm/W
14W	- 400mA	- 1770Lm	126Lm/W	/ 1800Lm	129Lm/W
16W	- 450mA	- 2000Lm	125Lm/W	/ 2050Lm	128Lm/W
17W	- 500mA	- 2260Lm	133Lm/W	/ 2300Lm	135Lm/W
19W	- 550mA	- 2500Lm	132Lm/W	/ 2550Lm	134Lm/W
21W	- 600mA	- 2755Lm	131Lm/W	/ 2800Lm	133Lm/W
23W	- 650mA	- 3000Lm	130Lm/W	/ 3050Lm	133Lm/W
25W	- 700mA	- 3250Lm	130Lm/W	/ 3300Lm	132Lm/W
26W	- 750mA	- 3500Lm	135Lm/W	/ 3550Lm	137Lm/W

3step MacAdam | Ripple < 3% | Lifetime>50.000h
LM80 test report | Transmittance: 86%

LED replacement with tools

TACTUS


TERES 4 NEPA 1F



TECHNICAL DETAILS

Housing: Cast-pressed aluminium
Diffuser: Safety glass clear
Reflector: Anodized aluminium
Rotation: Vertical 90°
Control Gear: Built-in electronic driver
IP: 65 **IK:** 08

COLORS



ACCESSORIES



LIGHTING SOURCES

Module 18x RGB H.P.LED | 15° / 25° / 40° | Diffuser: PMMA Lenses

18W - 350mA - 1062Lm

PrevaLED COIN 111 G2 | 24°/40° | 3000K/4000K

17.3W - CRI92 - 1430Lm 82Lm/W / 1560Lm 90Lm/W PrevaLED

COIN 111 AC 230V | 24°/40° | 3000K/4000K

15.5W - CRI83 - 1250Lm 81Lm/W / 1350Lm 87Lm/W

12x H.P.LED Ø132mm

12W - 350mA - CRI80 - 3000K - 1850Lm - 155Lm/W

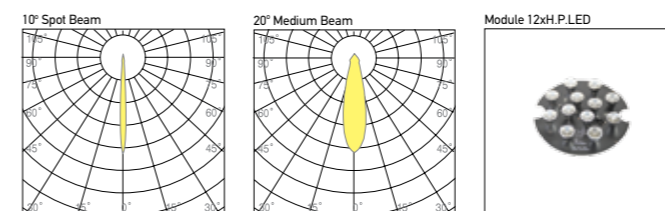
12W - 350mA - CRI80 - 4000K - 2.000Lm - 166Lm/W

18W - 500mA - CRI80 - 3000K - 2.550Lm - 142Lm/W

18W - 500mA - CRI80 - 4000K - 2.700Lm - 150Lm/W

Lenses: 25°/40°/Oval Beam 30°65°|Reflector: 10°/20°

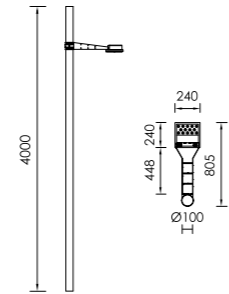
3step MacAdam | Ripple < 3% | Lifetime>50.000h
LM80 test report



LED replacement with tools
 Reflector replacement without tools

TACTUS

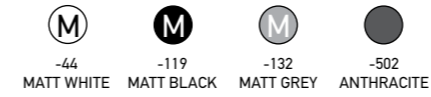
TACTUS 16 SATIS 1F H.P.LED



TECHNICAL DETAILS

Housing: Cast-pressed aluminium
Diffuser: Safety glass clear / sandblast
Rotation: Vertical 30°
Control Gear: Built-in electronic driver
IP: 65 **IK:** 08

COLORS



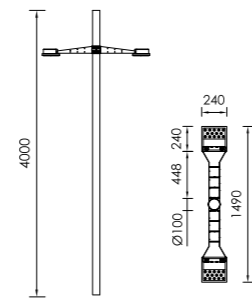
ACCESSORIES



LIGHTING SOURCES


24x H.P.LED 170x100mm
 24W - 700mA - CRI80 - 3000K - 3.720Lm - 155Lm/W
 24W - 700mA - CRI80 - 4000K - 4.000Lm - 166Lm/W
 36W - 1000mA - CRI80 - 3000K - 5.100Lm - 142Lm/W
 36W - 1000mA - CRI80 - 4000K - 5.400Lm - 150Lm/W
Lenses: 25°/40°/Oval Beam 30°/65° | Reflector: 10°/20°
3step MacAdam | Ripple < 3% | Lifetime>50.000h
LM80 test report

TACTUS 16 SATIS 2F H.P.LED



NINIO S FLOOR

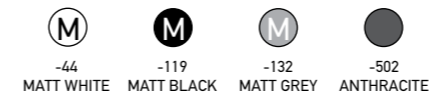
NINIO S FLOOR



TECHNICAL DETAILS

Housing: Extruded polycarbonate
Diffuser: Opal PMMA
Control Gear: Remote electronic transformer
IP: 54 **IK:** 06

COLORS



ACCESSORIES



LIGHTING SOURCES

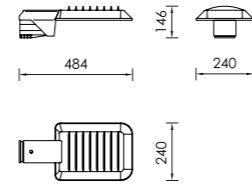
LED Strip 24V | CRI>80 | 3000K / 4000K
 120 LED/m - 9.6W/m - 720Lm/W / 840Lm/W
 70 LED/m - 15W/m - 2000Lm/W / 100Lm/W
Lifetime>30.000h | Energy Class A+
Cutting per 10cm or 6 LEDs



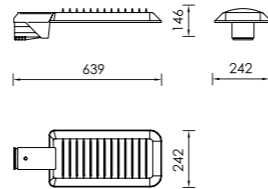
LED replacement with tools

MAGNUM

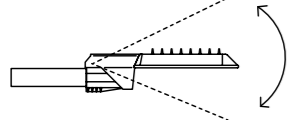
MAGNUM 15



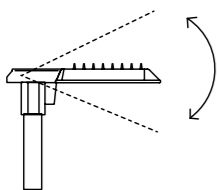
MAGNUM 20



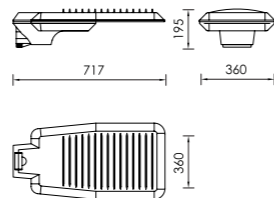
SIDE ENTRY 0°/10°/15°



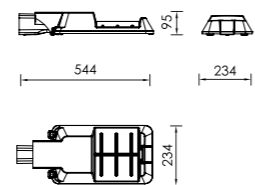
POST TOP 0°/5°/15°



MAGNUM 25




MAGNUM 30



TECHNICAL DETAILS

Housing: Cast-pressed aluminium
Diffuser: Clear tempered 5 mm glass
Rotation: Vertical 30°
Control Gear: Built-in electronic driver
IP: 66 **IK:** 10

COLORS



LIGHTING SOURCES

MAGNUM 15:

16W - 24W - 35W

16W - 4000K / 5000K - 350mA - 2550Lm - 160Lm/W
 24W - 4000K / 5000K - 500mA - 3600Lm - 150Lm/W
 35W - 4000K / 5000K - 700mA - 4900Lm - 140Lm/W

MAGNUM 20:

33W - 48W - 72W - 100W

33W - 4000K / 5000K - 350mA - 5250Lm - 160Lm/W
 48W - 4000K / 5000K - 500mA - 7200Lm - 150Lm/W
 72W - 4000K / 5000K - 700mA - 10100Lm - 140Lm/W
 100W - 4000K / 5000K - 925mA - 13500Lm - 135Lm/W

MAGNUM 25:

105W - 120W - 140W - 150W - 175W - 200W - 220W

105W - 4000K / 5000K - 700mA - 14500Lm - 140Lm/W
 120W - 4000K / 5000K - 800mA - 16500Lm - 137Lm/W
 140W - 4000K / 5000K - 925mA - 18800Lm - 135Lm/W
 150W - 4000K / 5000K - 700mA - 21100Lm - 140Lm/W
 175W - 4000K / 5000K - 800mA - 24000Lm - 137Lm/W
 200W - 4000K / 5000K - 925mA - 26900Lm - 135Lm/W
 220W - 4000K / 5000K - 1050mA - 29000Lm - 132Lm/W

MAGNUM 30:

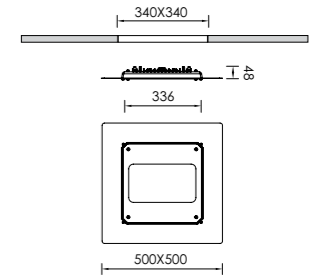
25W - 36W - 55W

25W - 4000K / 5000K - 350mA - 4000Lm - 140Lm/W
 36W - 4000K / 5000K - 500mA - 5400Lm - 137Lm/W
 55W - 4000K / 5000K - 700mA - 7700Lm - 135Lm/W

**3step MacAdam | Ripple < 3% | Lifetime>50.000h
 LM80 test report**

LED replacement with tools
 Reflector replacement with tools

MAGNUM GAS



Diffuser: Clear tempered 4 mm glass

MAGNUM GAS:

33W - 4000K / 5000K - 350mA - 5250Lm - 160Lm/W
 48W - 4000K / 5000K - 500mA - 7200Lm - 150Lm/W
 72W - 4000K / 5000K - 700mA - 10100Lm - 140Lm/W
 100W - 4000K / 5000K - 925mA - 13500Lm - 135Lm/W

**3step MacAdam | Ripple < 3% | Lifetime>50.000h
 LM80 test report**

fibreLED
LED Lighting Specialists

fibreled.com