

## MODERN LIGHTING FIXTURES

**fibreLED**  
LED Lighting Specialists

[www.fibreled.com](http://www.fibreled.com)

**GALAKSİ**

**SF-08**  
PAGE



**ELITE**

**SF-38**  
PAGE



**PRİZMA**

**SF-50**  
PAGE



**VEGA**

**SF-58**  
PAGE



**OPTIMUM**

**SF-74**  
PAGE



**VEGA SLIM**

**SF-82**  
PAGE



**SİMETRİ**

**SF-92**  
PAGE



**SİMETRİ SLIM**

**SF-98**  
PAGE




**FLEKSİ**

**SF-106**  
PAGE



**ELEGANT**


**SF-116**  
PAGE



**APLİK**

APPLIQUE

**SF-136**  
PAGE



**SIVA ÜSTÜ**

SURFACE MOUNTED

**SF-142**  
PAGE



**STERİL**

STERILE / STÉRILE


**SF-146**  
PAGE



## SIVA ALTI

RECESSED / ENCASTRE

SF-150  
PAGE



## CLIP-IN

SF-154  
PAGE



## TRIM LINE

SF-158  
PAGE



## ASİMETRİK

SF-162  
PAGE



## SLIM LINE

SF-168  
PAGE



## PROLINE

SF-172  
PAGE



## RADIANT

SF-180  
PAGE



## ENDÜSTRİYEL

INDUSTRIAL / INDUSTRIEL

SF-186  
PAGE



## ETANJ

WATERPROOF / ETANCHE

SF-192  
PAGE



## RAY SPOT

SF-210  
PAGE



## DOWNLIGHT

SF-216  
PAGE



## METAL GLOP

SF-238  
PAGE



## SENSÖR

Sensor / Détecteur

SF-244  
PAGE



# fibreLED

LED Lighting Specialists

 pamir<sup>®</sup>  
aydinlatma



**GALAKSI**

# GALAKSİ FREEDOM

## LED

### Sarkıt Buzlu Difüzlü Aydınlatma Armatürleri

### Suspended Lighting Fixtures With Frosted Diffuser

### Luminaire Suspendus Avec Diffuseur Givré

#### UYGULAMA ALANLARI

Alışveriş Merkezleri  
Marketler  
Ofisler  
Toplantı Odaları  
Mağazalar  
Hastaneler  
Okullar  
Koridorlar

#### APPLICATION AREAS

Shopping Malls  
Supermarkets  
Offices  
Meeting rooms  
Stores  
Hospitals  
Schools  
Corridors

#### DOMAINES D'UTILISATION

Centres Commerciaux  
Supermarchés  
Bureaux  
Salles de Réunions  
Magasins  
Hopitaux  
Ecoles  
Couloirs

#### GÖVDE

Beyaz, ve siyah renk seçenekleri ile zarif tasarıma sahip alüminyum.

#### DİFÜZÖR

UV korumalı buzlu difüzör.

#### KONVERTÖR

ENEC standartlarına uygun, uzun ömürlü sabit akımlı konvertör.

#### LED

50.000 saat ömürlü LUMILEDS / OSRAM / NICHIA marka LED'li LED modüller.

#### ASKI

1mm çelik örgü tel.

#### BODY

Anodized aluminum with satin finishing. Black and white color options with elegant design.

#### DIFFUSER

UV stabilized frosted diffuser.

#### CONVERTER

Compatible with ENEC standards.

#### LED

LED modules with 50,000 hours lifetime LUMILEDS / OSRAM / NICHIA brand LEDs.

#### SUSPENSION

Composed of 1mm steel wire rope.

#### CORPS

Corps en aluminium anodisé, satiné. Design élégant. Couleurs blanc, noir disponibles.

#### DIFFUSEUR

Diffuseur givré. Anti UV.

#### CONVERTEUR

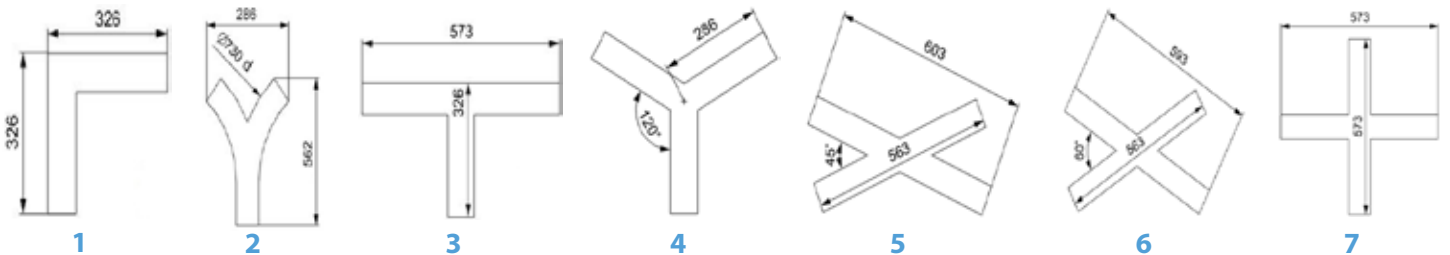
Convertisseur, conforme aux normes ENEC.

#### LED

Modules LED – Durée de vie 50.000 heures avec LED de marque LUMILEDS / OSRAM / NICHIA.

#### SYSTEME DE FIXATION

Composé d'un fil en acier de 1mm



Renk Seçenekleri  
Color Options  
Options de Couleur



LED'li Tip / LED Type / Type LED

Renk Geri Verim Indexi / Color Rendering Index / Indice de Rendu des Couleurs: (CRI): Ra>80

Kod Code	Güç Power Puissance (W)	LED Tipi LED Type Type De LED	LED Modül LED Module Module LED	Işık Akısı Lum. Flux Flux Lum. (lm)	Renk Sıcaklığı Color Temperature Température De Couleur (K)	Ölçüler Dimensions (mm)			Ağırlık Weight Poids (kg)	Şekil Shape La Forme
						a	d	h		
PL8S180F3L15CS	3x6,3	2835 SMD	PCB	2700	2700 - 6500	79	620	73	1,9	
PL8S180F4L15CS	4x6,3	2835 SMD	PCB	3600	2700 - 6500	79	800	73	2,6	
PL8S180F6L15CS	6x6,3	2835 SMD	PCB	5400	2700 - 6500	79	1155	73	3,9	
PL8S180F8L15CS	8x6,3	2835 SMD	PCB	7200	2700 - 6500	79	1500	73	5,1	
PL8S180F10L15CS	10x6,3	2835 SMD	PCB	9000	2700 - 6500	79	1890	73	5,9	
PL8S180F12L15CS	12x6,3	2835 SMD	PCB	10800	2700 - 6500	79	2255	73	6,7	
PL8S180F14L15CS	14x6,3	2835 SMD	PCB	12600	2700 - 6500	79	2610	73	7,7	
PL8S180F16L15CS	16x6,3	2835 SMD	PCB	14400	2700 - 6500	79	2950	73	8,6	
PL8S90F2L15CS	2x6,3	2835 SMD	PCB	1800	2700 - 6500	79	800	73	1,5	
PL8S90F3L15CS	3x6,3	2835 SMD	PCB	2700	2700 - 6500	79	1155	73	2,0	
PL8S90F4L15CS	4x6,3	2835 SMD	PCB	3600	2700 - 6500	79	1500	73	2,6	
PL8S90F5L15CS	5x6,3	2835 SMD	PCB	4500	2700 - 6500	79	1890	73	3,3	
PL8S90F6L15CS	6x6,3	2835 SMD	PCB	5400	2700 - 6500	79	2255	73	3,9	
PL8S90F7L15CS	7x6,3	2835 SMD	PCB	6300	2700 - 6500	79	2610	73	4,5	
PL8S90F8L15CS	8x6,3	2835 SMD	PCB	7200	2700 - 6500	79	2950	73	5,1	
PL8S90F9L15CS	9x6,3	2835 SMD	PCB	8100	2700 - 6500	79	3315	73	5,5	
PL8S90F10L15CS	10x6,3	2835 SMD	PCB	9000	2700 - 6500	79	3675	73	5,9	
PL8S45F1L15CS	1x6,3	2835 SMD	PCB	900	2700 - 6500	79	800	73	1,5	
PL8S45F2L15CS	2x6,3	2835 SMD	PCB	1800	2700 - 6500	79	1500	73	1,5	
PL8S45F3L15CS	3x6,3	2835 SMD	PCB	2700	2700 - 6500	79	2255	73	2,0	
PL8S45F4L15CS	4x6,3	2835 SMD	PCB	3600	2700 - 6500	79	2950	73	2,6	
PL8S45F5L15CS	5x6,3	2835 SMD	PCB	4500	2700 - 6500	79	3675	73	3,3	
Kod Code	Güç Power Puissance (W)	LED Tipi LED Type Type De LED	LED Modül LED Module Module LED	Işık Akısı Lum. Flux Flux Lum. (lm)	Renk Sıcaklığı Color Temperature Température De Couleur (K)	Ölçüler Dimensions (mm)			Ağırlık Weight Poids (kg)	Şekil Shape La Forme
PL8SLF1L15CS	1x6,3	2835 SMD	PCB	900	2700 - 6500	79	282	73	1,5	
PL8SLF2L15CS	2x6,3	2835 SMD	PCB	1800	2700 - 6500	79	565	73	1,5	
PL8SLF3L15CS	3x6,3	2835 SMD	PCB	2700	2700 - 6500	79	845	73	2,0	
PL8SLF4L15CS	4x6,3	2835 SMD	PCB	3600	2700 - 6500	79	1125	73	2,6	
PL8SLF5L15CS	5x6,3	2835 SMD	PCB	4500	2700 - 6500	79	1405	73	3,3	
PL8SLF6L15CS	6x6,3	2835 SMD	PCB	5400	2700 - 6500	79	1685	73	3,9	
PL8SLF7L15CS	7x6,3	2835 SMD	PCB	6300	2700 - 6500	79	1965	73	4,5	
PL8SLF8L15CS	8x6,3	2835 SMD	PCB	7200	2700 - 6500	79	2254	73	5,1	
PL8SLF9L15CS	9x6,3	2835 SMD	PCB	8100	2700 - 6500	79	2525	73	5,5	
PL8SLF10L15CS	10x6,3	2835 SMD	PCB	9000	2700 - 6500	79	2810	73	5,9	
Kod Code	Güç Power Puissance (W)	LED Tipi LED Type Type De LED	LED Modül LED Module Module LED	Işık Akısı Lum. Flux Flux Lum. (lm)	Renk Sıcaklığı Color Temperature Température De Couleur (K)	Ölçüler Dimensions (mm)		Ağırlık Weight Poids (kg)	Resim No Drawing No Dessin No	
PL8SCF2L15CS	2x6,3	2835 SMD	PCB	1800	2700 - 6500	79	73	1,5	1	
PL8SAF3L15CS	3x6,3	2835 SMD	PCB	2700	2700 - 6500	79	73	2,0	2	
PL8STF3L15CS	3x6,3	2835 SMD	PCB	2700	2700 - 6500	79	73	2,0	3	
PL8SYF3L15CS	3x6,3	2835 SMD	PCB	2700	2700 - 6500	79	73	2,0	4	
PL8S45KF4L15CS	4x6,3	2835 SMD	PCB	3600	2700 - 6500	79	73	2,6	5	
PL8S60KF4L15CS	4x6,3	2835 SMD	PCB	3600	2700 - 6500	79	73	2,6	6	
PL8S90KF4L15CS	4x6,3	2835 SMD	PCB	3600	2700 - 6500	79	73	2,6	7	



## GALAKSİ O ENDİREKT

### LED

#### Sarkıt Buzlu Difüzörlü Aydınlatma Armatürleri

#### Suspended Lighting Fixtures With Frosted Diffuser

#### Luminaire suspendu Avec Diffuseur Givré

#### UYGULAMA ALANLARI

Alışveriş Merkezleri  
Marketler  
Ofisler  
Toplantı Odaları  
Mağazalar  
Hastaneler  
Okullar

#### APPLICATION AREAS

Shopping Malls  
Supermarkets  
Offices  
Meeting rooms  
Stores  
Hospitals  
Schools

#### DOMAINES D'UTILISATION

Centres Commerciaux  
Supermarchés  
Bureaux  
Salles de Réunions  
Magasins  
Hopitaux  
Ecoles

#### GÖVDE

Beyaz ve siyah renk seçenekleri ile zarif tasarıma sahip alüminyum.

#### DİFÜZÖR

UV korumalı buzlu difüzör.

#### KONVERTÖR

ENEC standartlarına uygun, uzun ömürlü sabit akımlı konvertör.

#### LED

50.000 saat ömürlü LUMILEDS / OSRAM / NICHIA marka LED'li LED modüller.

#### ASKI

1mm çelik örgü tel ve nikel kaplamalı pirinç parçalardan mamul, askı boyu ayarlanabilir, şeffaf elektrik kablosu ve tavana monte edilen estetik tasarıma sahip elektrik bağlantı kutusu ile birlikte.

#### BODY

Anodized aluminum with satin finishing. Black and white color options with elegant design.

#### DIFFUSER

UV stabilized frosted diffuser.

#### CONVERTER

Long life, low power loss converter with constant current. Compatible with ENEC standards.

#### LED

LED modules with 50,000 hours lifetime LUMILEDS / OSRAM / NICHIA brand LEDs.

#### SUSPENSION

Composed of 1mm steel wire rope and nickel-plated brass components. Suspension height is adjustable. Supplied with transparent electric cord and ceiling mounted electrical junction box with aesthetic design.

#### CORPS

Corps en aluminium anodisé, satiné. Design élégant. Couleurs blanc, noir disponibles.

#### DIFFUSEUR

Diffuseur givré. Anti UV.

#### CONVERTEUR

Convertisseur, conforme aux normes ENEC. Longue vie. Perte de puissance faible avec courant constant.

#### LED

Modules LED – Durée de vie 50.000 heures avec LED de marque LUMILEDS / OSRAM / NICHIA.

#### SYSTEME DE FIXATION

Composé d'un fil en acier de 1mm, de composants en laiton nickelés. Livré avec un cordon électrique transparent et une boîte de jonction électrique à fixer au plafond. Hauteur de fixation réglable.





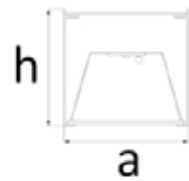

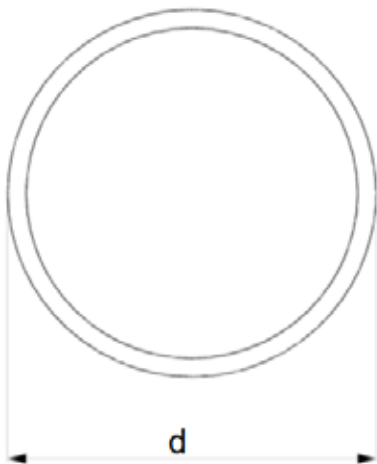
Renk Seçenekleri  
Color Options  
Options de Couleur



LED'li Tip / LED Type / Type LED

Renk Geri Verim Indexi / Color Rendering Index / Indice de Rendu des Couleurs: (CRI): Ra>80

Kod Code	Güç Power Puissance (W)	LED Tipi LED Type Type De LED	LED Modül LED Module Module LED	Işık Akısı Lum. Flux Flux Lum. (lm)	Renk Sıcaklığı Color Temperature Température De Couleur (K)	Ölçüler Dimensions (mm) a d h			Ağırlık Weight Poids (kg)	Ambalaj Adedi Packing Quantity Colisage	Adet/20" Konteyner Pcs./20" Container Pcs./20" Conteneur
PL8ES06L15C	6x6,3/15x1,1	2835 SMD	PCB	5400/1800	2700 - 6500	79	620	73	3,9	1	520
PL8ES08L15C	8x6,3/18x1,1	2835 SMD	PCB	7200/2160	2700 - 6500	79	800	73	5,1	1	300
PL8ES010L15C	10x6,3/24x1,1	2835 SMD	PCB	9000/2880	2700 - 6500	79	980	73	6,5	1	210
PL8ES012L15C	12x6,3/30x1,1	2835 SMD	PCB	10800/3600	2700 - 6500	79	1155	73	7,7	1	150
PL8ES014L15C	14x6,3/33x1,1	2835 SMD	PCB	12600/3960	2700 - 6500	79	1335	73	8,9	1	120
PL8ES016L15C	16x6,3/39x1,1	2835 SMD	PCB	14400/4680	2700 - 6500	79	1500	73	10,1	1	95
PL8ES020L15C	20x6,3/48x1,1	2835 SMD	PCB	18000/5760	2700 - 6500	79	1890	73	11,3	1	60



V / Hz 220 - 240 / 50 - 60

Opsiyonlar	Options	Options
DIM edilebilir elektronik balast yada konvertör. LED'li modeller için acil durum kiti.	Dimmable electronic ballast or convertor. Emergency kit for models with LED	Ballast électronique dimmable ou converteur. Kit d'urgence pour les modèles LED.
NOT	NOTE	NOTE
Belirtilen lümen değerleri LED üzerindeki lümen değerleridir. Belirtilen güç değerleri LED üzerindeki DC güç değerleridir.	Given lumen values are values on LED. Given power values are DC power values on LED.	Les valeurs de lumen données sont les valeurs sur LED. Les valeurs de puissance données sont les valeurs de courant continu puissance sur LED.



## GALAKSİ O DİREKT

### LED

#### Sarkıt Buzlu Difüzlü Aydınlatma Armatürleri

#### Suspended Lighting Fixtures With Frosted Diffuser

#### Luminaire suspendu Avec Diffuseur Givré

#### UYGULAMA ALANLARI

Alışveriş Merkezleri  
Marketler  
Ofisler  
Toplantı Odaları  
Mağazalar  
Hastaneler  
Okullar

#### APPLICATION AREAS

Shopping Malls  
Supermarkets  
Offices  
Meeting rooms  
Stores  
Hospitals  
Schools

#### DOMAINES D'UTILISATION

Centres Commerciaux  
Supermarchés  
Bureaux  
Salles de Réunions  
Magasins  
Hopitaux  
Ecoles

#### GÖVDE

Beyaz ve siyah renk seçenekleri ile zarif tasarıma sahip alüminyum.

#### DİFÜZÖR

UV korumalı buzlu difüzör.

#### KONVERTÖR

ENEC standartlarına uygun, uzun ömürlü sabit akımlı konvertör.

#### LED

50.000 saat ömürlü LUMILEDS / OSRAM / NICHIA marka LED'li LED modüller.

#### ASKI

1mm çelik örgü tel ve nikel kaplamalı pirinç parçalardan mamul, askı boyu ayarlanabilir, şeffaf elektrik kablosu ve tavana monte edilen estetik tasarıma sahip elektrik bağlantı kutusu ile birlikte.

#### BODY

Anodized aluminum with satin finishing. Black and white color options with elegant design.

#### DIFFUSER

UV stabilized frosted diffuser.

#### CONVERTER

Long life, low power loss converter with constant current. Compatible with ENEC standards.

#### LED

LED modules with 50,000 hours lifetime LUMILEDS / OSRAM / NICHIA brand LEDs.

#### SUSPENSION

Composed of 1mm steel wire rope and nickel-plated brass components. Suspension height is adjustable. Supplied with transparent electric cord and ceiling mounted electrical junction box with aesthetic design.

#### CORPS

Corps en aluminium anodisé, satiné. Design élégant. Couleurs blanc, noir disponibles.

#### DIFFUSEUR

Diffuseur givré. Anti UV.

#### CONVERTEUR

Convertisseur, conforme aux normes ENEC. Longue vie. Perte de puissance faible avec courant constant.

#### LED

Modules LED – Durée de vie 50.000 heures avec LED de marque LUMILEDS / OSRAM / NICHIA.

#### SYSTEME DE FIXATION

Composé d'un fil en acier de 1mm, de composants en laiton nickelés. Livré avec un cordon électrique transparent et une boîte de jonction électrique à fixer au plafond. Hauteur de fixation réglable.

Renk Seçenekleri  
Color Options  
Options de Couleur

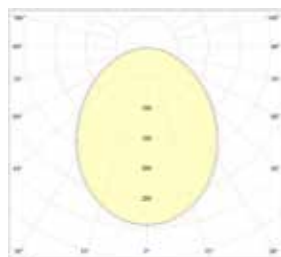
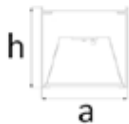
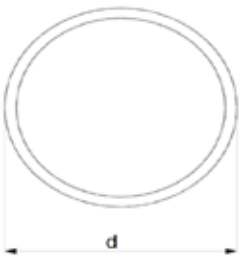


LED'li Tip / LED Type / Type LED

Renk Geri Verim Indexi / Color Rendering Index / Indice de Rendu des Couleurs: (CRI): Ra>80

Kod Code	Güç Power Puissance (W)	LED Tipi LED Type Type De LED	LED Modül LED Module Module LED	Işık Akısı Lum. Flux Flux Lum. (lm)	Renk Sıcaklığı Color Temperature Température De Couleur (K)	Ölçüler Dimensions (mm)			Ağırlık Weight Poids (kg)	Ambalaj Adedi Packing Quantity Colisage	Adet/20" Konteyner Pcs./20" Container Pcs./20" Conteneur
						a	d	h			
PL8S04L15C	4x6,3	2835 SMD	PCB	3600	2700 - 6500	79	447	73	3,0	1	900
PL8S06L15C	6x6,3	2835 SMD	PCB	5400	2700 - 6500	79	620	73	3,9	1	500
PL8S06L25C	6x9,5	2835 SMD	PCB	8100	2700 - 6500	79	620	73	3,9	1	500
PL8S08L15C	8x6,3	2835 SMD	PCB	7200	2700 - 6500	79	800	73	5,1	1	310
PL8S08L25C	8x9,5	2835 SMD	PCB	10800	2700 - 6500	79	800	73	5,3	1	310
PL8S010L15C	10x6,3	2835 SMD	PCB	9000	2700 - 6500	79	980	73	6,3	1	210
PL8S010L25C	10x9,5	2835 SMD	PCB	13500	2700 - 6500	79	980	73	6,5	1	210
PL8S012L15C	12x6,3	2835 SMD	PCB	10800	2700 - 6500	79	1155	73	7,7	1	160
PL8S012L25C	12x9,5	2835 SMD	PCB	16200	2700 - 6500	79	1155	73	7,9	1	160
PL8S014L15C	14x6,3	2835 SMD	PCB	12600	2700 - 6500	79	1335	73	8,9	1	120
PL8S014L25C	14x9,5	2835 SMD	PCB	18900	2700 - 6500	79	1335	73	9,1	1	120
PL8S016L15C	16x6,3	2835 SMD	PCB	14400	2700 - 6500	79	1500	73	10,1	1	95
PL8S016L25C	16x9,5	2835 SMD	PCB	21600	2700 - 6500	79	1500	73	10,3	1	95
PL8S020L15C	20x6,3	2835 SMD	PCB	18000	2700 - 6500	79	1890	73	11,3	1	60
PL8S020L25C	20x9,5	2835 SMD	PCB	27000	2700 - 6500	79	1890	73	11,7	1	60
PL8S024L15C	24x6,3	2835 SMD	PCB	21600	2700 - 6500	79	2254	73	12,5	1	40
PL8S024L25C	24x9,5	2835 SMD	PCB	32400	2700 - 6500	79	2254	73	13,1	1	40

V / Hz 220 - 240 / 50 - 60



Opsiyonlar	Options	Options
DIM edilebilir konvertör. Acil durum kiti.	Dimmable convertor. Emergency kit for models.	Convertisseur dimmable Kit d'urgence.
NOT	NOTE	NOTE
Belirtilen lümen değerleri LED üzerindeki lümen değerleridir.	Given lumen values are values on LED.	Les valeurs de lumen données sont les valeurs sur LED.
Belirtilen güç değerleri LED üzerindeki DC güç değerleridir.	Given power values are DC power values on LED.	Les valeurs de puissance données sont les valeurs de courant continu puissance sur LED.

# GALAKSİ S

## LED

### Sarkıt Buzlu Difüzlü Aydınlatma Armatürleri

#### Suspended Lighting Fixtures With Frosted Diffuser

#### Luminaire Suspendus Avec Diffuseur Givré

#### UYGULAMA ALANLARI

Alışveriş Merkezleri  
Marketler  
Ofisler  
Toplantı Odaları  
Mağazalar  
Hastaneler  
Okullar  
Koridorlar

#### APPLICATION AREAS

Shopping Malls  
Supermarkets  
Offices  
Meeting rooms  
Stores  
Hospitals  
Schools  
Corridors

#### DOMAINES D'UTILISATION

Centres Commerciaux  
Supermarchés  
Bureaux  
Salles de Réunions  
Magasins  
Hopitaux  
Ecoles  
Couloirs

#### GÖVDE

Beyaz, ve siyah renk seçenekleri ile zarif tasarıma sahip alüminyum.

#### DİFÜZÖR

UV korumalı buzlu difüzör.

#### KONVERTÖR

ENEC standartlarına uygun, uzun ömürlü sabit akımlı konvertör.

#### LED

50.000 saat ömürlü LUMILEDS / OSRAM / NICHIA marka LED'li LED modüller.

#### ASKI

1mm çelik örgü tel ve nikel kaplamalı piring parçalardan mamul, askı boyu ayarlanabilir, şeffaf elektrik kablosu ve tavana monte edilen estetik tasarıma sahip elektrik bağlantı kutusu ile birlikte.

#### BODY

Anodized aluminum with satin finishing. Black and white color options with elegant design.

#### DIFFUSER

UV stabilized frosted diffuser.

#### CONVERTER

Long life, low power loss converter with constant current. Compatible with ENEC standards.

#### LED

LED modules with 50,000 hours lifetime LUMILEDS / OSRAM / NICHIA brand LEDs.

#### SUSPENSION

Composed of 1mm steel wire rope and nickel-plated brass components. Suspension height is adjustable. Supplied with transparent electric cord and ceiling mounted electrical junction box with aesthetic design.

#### CORPS

Corps en aluminium anodisé, satiné. Design élégant. Couleurs blanc, noir disponibles.

#### DIFFUSEUR

Diffuseur givré. Anti UV.

#### CONVERTEUR

Convertisseur, conforme aux normes ENEC. Longue vie. Perte de puissance faible avec courant constant.

#### LED

Modules LED – Durée de vie 50.000 heures avec LED de marque LUMILEDS / OSRAM / NICHIA.

#### SYSTEME DE FIXATION

Composé d'un fil en acier de 1mm, de composants en laiton nickelés. Livré avec un cordon électrique transparent et une boîte de jonction électrique à fixer au plafond. Hauteur de fixation réglable.

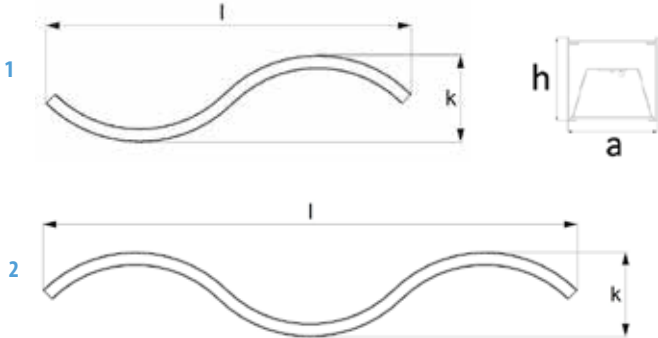
Renk Seçenekleri  
Color Options  
Options de Couleur



LED'li Tip / LED Type / Type LED


Renk Geri Verim Indexi / Color Rendering Index / Indice de Rendu des Couleurs: (CRI): Ra>80

Kod Code	Güç Power Puissance (W)	LED Tipi LED Type Type De LED	LED Modül LED Module Module LED	Işık Akısı Lum. Flux Flux Lum. (lm)	Renk Sıcaklığı Color Temperature Température De Couleur (K)	Ölçüler Dimensions (mm)				Ağırlık Weight Poids (kg)	Ambalaj Adedi Packing Quantity Colisage	Adet/20" Konteyner Pcs./20" Conteneur	Resim No Drawing No Dessin No
						l	k	a	h				
PL8SS23L15C	6x6,3	2835 SMD	PCB	5400	2700 - 6500	1570	395	79	73	3,9	1	400	1
PL8SS23L25C	6x9,5	2835 SMD	PCB	8100	2700 - 6500	1570	395	79	73	3,9	1	400	
PL8SS33L15C	9x6,3	2835 SMD	PCB	8100	2700 - 6500	2360	395	79	73	5,7	1	210	2
PL8SS33L25C	9x9,5	2835 SMD	PCB	12150	2700 - 6500	2360	395	79	73	5,9	1	210	
PL8SS24L15C	8x6,3	2835 SMD	PCB	7200	2700 - 6500	2060	495	79	73	5,1	1	250	1
PL8SS24L25C	8x9,5	2835 SMD	PCB	10800	2700 - 6500	2060	495	79	73	5,3	1	250	
PL8SS34L15C	12x6,3	2835 SMD	PCB	10800	2700 - 6500	3095	495	79	73	7,7	1	130	2
PL8SS34L25C	12x9,5	2835 SMD	PCB	16200	2700 - 6500	3095	495	79	73	7,9	1	130	
PL8SS25L15C	10x6,3	2835 SMD	PCB	9000	2700 - 6500	2601	610	79	73	6,3	1	175	1
PL8SS25L25C	10x9,5	2835 SMD	PCB	13500	2700 - 6500	2601	610	79	73	6,5	1	175	
PL8SS35L15C	15x6,3	2835 SMD	PCB	13500	2700 - 6500	3933	610	79	73	9,5	1	85	2
PL8SS35L25C	15x9,5	2835 SMD	PCB	20250	2700 - 6500	3933	610	79	73	9,7	1	85	
PL8SS26L15C	12x6,3	2835 SMD	PCB	10800	2700 - 6500	3090	716	79	73	7,7	1	125	1
PL8SS26L25C	12x9,5	2835 SMD	PCB	16200	2700 - 6500	3090	716	79	73	7,9	1	125	



V / Hz 220 - 240 / 50 - 60

Opsiyonlar	Options	Options
DIM edilebilir elektronik balast yada konvertör. LED'li modeller için acil durum kiti.	Dimmable electronic ballast or convertor. Emergency kit for models with LED	Ballast électronique dimmable ou converteur. Kit d'urgence pour les modèles LED.
NOT	NOTE	NOTE
Belirtilen lümen değerleri LED üzerindeki lümen değerleridir. Belirtilen güç değerleri LED üzerindeki DC güç değerleridir.	Given lumen values are values on LED. Given power values are DC power values on LED.	Les valeurs de lumen données sont les valeurs sur LED. Les valeurs de puissance données sont les valeurs de courant continu puissance sur LED.



## GALAKSİ ELİPS

### LED

#### Sarkıt Buzlu Difüzörlü Aydınlatma Armatürleri

#### Suspended Lighting Fixtures With Frosted Diffuser

#### Luminaire suspendu Avec Diffuseur Givré

#### UYGULAMA ALANLARI

Alışveriş Merkezleri  
Marketler  
Ofisler  
Toplantı Odaları  
Mağazalar  
Hastaneler  
Okullar

#### APPLICATION AREAS

Shopping Malls  
Supermarkets  
Offices  
Meeting rooms  
Stores  
Hospitals  
Schools

#### DOMAINES D'UTILISATION

Centres Commerciaux  
Supermarchés  
Bureaux  
Salles de Réunions  
Magasins  
Hopitaux  
Ecoles

#### GÖVDE

Beyaz ve siyah renk seçenekleri ile zarif tasarıma sahip alüminyum.

#### DİFÜZÖR

UV korumalı buzlu difüzör.

#### KONVERTÖR

ENEC standartlarına uygun, uzun ömürlü sabit akımlı konvertör.

#### LED

50.000 saat ömürlü LUMILEDS / OSRAM / NICHIA marka LED'li LED modüller.

#### ASKI

1mm çelik örgü tel ve nikel kaplamalı piriç parçalardan mamul, askı boyu ayarlanabilir, şeffaf elektrik kablosu ve tavana monte edilen estetik tasarıma sahip elektrik bağlantı kutusu ile birlikte.

#### BODY

Anodized aluminum with satin finishing. Black and white color options with elegant design.

#### DIFFUSER

UV stabilized frosted diffuser.

#### CONVERTER

Long life, low power loss converter with constant current. Compatible with ENEC standards.

#### LED

LED modules with 50,000 hours lifetime LUMILEDS / OSRAM / NICHIA brand LEDs.

#### SUSPENSION

Composed of 1mm steel wire rope and nickel-plated brass components. Suspension height is adjustable. Supplied with transparent electric cord and ceiling mounted electrical junction box with aesthetic design.

#### CORPS

Corps en aluminium anodisé, satiné. Design élégant. Couleurs blanc, noir disponibles.

#### DIFFUSEUR

Diffuseur givré. Anti UV.

#### CONVERTEUR

Convertisseur, conforme aux normes ENEC. Longue vie. Perte de puissance faible avec courant constant.

#### LED

Modules LED – Durée de vie 50.000 heures avec LED de marque LUMILEDS / OSRAM / NICHIA.

#### SYSTEME DE FIXATION

Composé d'un fil en acier de 1mm, de composants en laiton nickelés. Livré avec un cordon électrique transparent et une boîte de jonction électrique à fixer au plafond. Hauteur de fixation réglable.

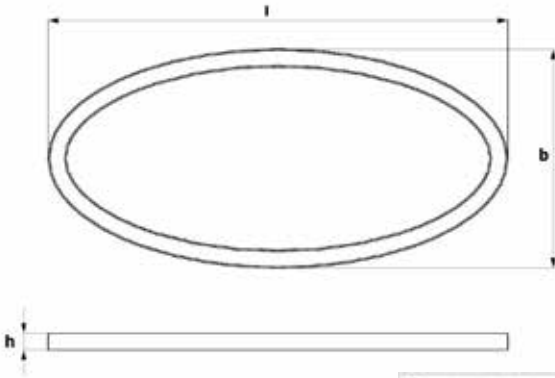
Renk Seçenekleri  
Color Options  
Options de Couleur



LED'li Tip / LED Type / Type LED

Renk Geri Verim Indexi / Color Rendering Index / Indice de Rendu des Couleurs: (CRI): Ra>80

Kod Code	Güç Power Puissance (W)	LED Tipi LED Type Type De LED	LED Modül LED Module Module LED	Işık Akısı Lum. Flux Flux Lum. (lm)	Renk Sıcaklığı Color Temperature Température De Couleur (K)	Ölçüler Dimensions (mm)			Ağırlık Weight Poids (kg)	Ambalaj Adedi Packing Quantity Colisage	Adet/20" Konteyner Pcs./20" Conteneur
						b	l	h			
PL8SE12L15C	12x6,3	2835 SMD	PCB	10800	2700 - 6500	576	1620	73	3,9	1	210
PL8SE12L25C	12x9,5	2835 SMD	PCB	16200	2700 - 6500	576	1620	73	5,1	1	210
PL8SE16L15C	16x6,3	2835 SMD	PCB	14400	2700 - 6500	956	2006	73	6,5	1	170
PL8SE16L25C	16x9,5	2835 SMD	PCB	21600	2700 - 6500	956	2006	73	7,7	1	170
PL8SE20L15C	20x6,3	2835 SMD	PCB	18000	2700 - 6500	1312	2362	73	8,9	1	150
PL8SE20L25C	20x9,5	2835 SMD	PCB	27000	2700 - 6500	1312	2362	73	10,1	1	150



V / Hz 220 - 240 / 50 - 60

Opsiyonlar	Options	Options
DIM edilebilir elektronik balast yada konvertör. LED'li modeller için acil durum kiti.	Dimmable electronic ballast or convertor. Emergency kit for models with LED	Ballast électronique dimmable ou converteur. Kit d'urgence pour les modèles LED.
NOT	NOTE	NOTE
Belirtilen lümen değerleri LED üzerindeki lümen değerleridir.	Given lumen values are values on LED.	Les valeurs de lumen données sont les valeurs sur LED.
Belirtilen güç değerleri LED üzerindeki DC güç değerleridir.	Given power values are DC power values on LED.	Les valeurs de puissance données sont les valeurs de courant continu puissance sur LED.



# GALAKSİ DOLUNAY

## LED

### Sarkıt Buzlu Difüzörlü Aydınlatma Armatürleri

### Suspended Lighting Fixtures With Frosted Diffuser

### Luminaire Suspendus Avec Diffuseur Givré

#### UYGULAMA ALANLARI

Alışveriş Merkezleri  
Marketler  
Ofisler  
Toplantı Odaları  
Oturma Odaları  
Bekleme Salonları  
Mağazalar  
Hastaneler  
Okullar  
Koridorlar

#### APPLICATION AREAS

Shopping Malls  
Supermarkets  
Offices  
Meeting rooms  
Living Rooms  
Waiting Rooms  
Stores  
Hospitals  
Schools  
Corridors

#### DOMAINES D'UTILISATION

Centres Commerciaux  
Supermarchés  
Bureaux  
Salles de Réunions  
Salles de Séjour  
Salles D'attente  
Magasins  
Hopitaux  
Ecoles  
Couloirs

#### GÖVDE

Beyaz, siyah, yeşil, turuncu, sarı seçenekleri ile zarif tasarıma sahip alüminyum.

#### DİFÜZÖR

UV korumalı buzlu difüzör.

#### KONVERTÖR

ENEC standartlarına uygun, uzun ömürlü sabit akımlı konvertör.

#### LED

50.000 saat ömürlü LUMILEDS / OSRAM / NICHIA marka LED'li LED modüller.

#### ASKI

1 mm çelik örgü tel ve nikel kaplamalı pirinç parçalardan mamul, askı boyu ayarlanabilir, şeffaf elektrik kablosu ve tavana monte edilen estetik tasarıma sahip elektrik bağlantı kutusu ile birlikte.

#### BODY

Anodized aluminum with satin finishing. White, black, green, orange, yellow color options with elegant design.

#### DIFFUSER

UV stabilized frosted diffuser.

#### CONVERTER

Long life, low power loss converter with constant current. Compatible with ENEC standards.

#### LED

LED modules with 50,000 hours lifetime LUMILEDS / OSRAM / NICHIA brand LEDs.

#### SUSPENSION

Composed of 1 mm steel wire rope and nickel-plated brass components. Suspension height is adjustable. Supplied with transparent electric cord and ceiling mounted electrical junction box with aesthetic design.

#### CORPS

Corps en aluminium anodisé, satiné. Design élégant. Couleurs blanc, noir, vert, orange, jaune disponibles.

#### DIFFUSEUR

Diffuseur givré. Anti UV.

#### CONVERTEUR

Convertisseur, conforme aux normes ENEC. Longue vie. Perte de puissance faible avec courant constant.

#### LED

Modules LED – Durée de vie 50.000 heures avec LED de marque LUMILEDS / OSRAM / NICHIA.

#### SYSTEME DE FIXATION

Composé d'un fil en acier de 1 mm, de composants en laiton nickelés. Livré avec un cordon électrique transparent et une boîte de jonction électrique à fixer au plafond. Hauteur de fixation réglable.



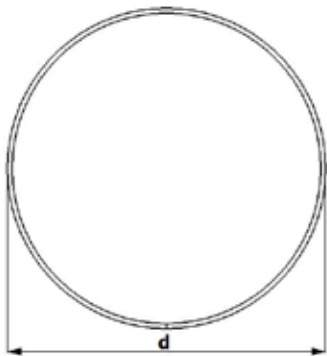
Renk Seçenekleri  
Color Options  
Options de Couleur



LED'li Tip / LED Type / Type LED

Renk Geri Verim Indexi / Color Rendering Index / Indice de Rendu des Couleurs: (CRI): Ra>80

Kod Code	Güç Power Puissance (W)	LED Tipi LED Type Type De LED	LED Modül LED Module Module LED	Işık Akısı Lum. Flux Flux Lum. (lm)	Renk Sıcaklığı Color Temperature Température De Couleur (K)	Ölçüler Dimensions (mm) d h		Ağırlık Weight Poids (kg)	Ambalaj Adedi Packing Quantity Colisage	Adet/20" Konteyner Pcs./20" Container Pcs./20" Conteneur
PL8SD17E15C	17	2835 SMD	PCB	2400	2700 - 6500	360	97	3.1	1	1190
PL8SD25E15C	25	2835 SMD	PCB	3600	2700 - 6500	470	97	5.2	1	730
PL8SD38E15C	38	2835 SMD	PCB	5400	2700 - 6500	600	97	6.5	1	470
PL8SD80E15C	80	2835 SMD	PCB	11400	2700 - 6500	900	97	7.2	1	220
PL8SD143E15C	143	2835 SMD	PCB	20400	2700 - 6500	1200	97	9.3	1	125



V / Hz 220 - 240 / 50 - 60

Opsiyonlar	Options	Options
DIM edilebilir elektronik balast yada konvertör. LED'li modeller için acil durum kiti.	Dimmable electronic ballast or convertor. Emergency kit for models with LED	Ballast électronique dimmable ou converteur. Kit d'urgence pour les modèles LED.
NOT	NOTE	NOTE
Belirtilen lümen değerleri LED üzerindeki lümen değerleridir.	Given lumen values are values on LED.	Les valeurs de lumen données sont les valeurs sur LED.
Belirtilen güç değerleri LED üzerindeki DC güç değerleridir.	Given power values are DC power values on LED.	Les valeurs de puissance données sont les valeurs de courant continu puissance sur LED.



## GALAKSİ DOLUNAY

### LED

Sıva Üstü Buzlu Difüzlü  
Aydınlatma Armatürleri

Surface Mounted Lighting  
Fixtures With Frosted Diffuser

Luminaire Apparents  
Avec Diffuseur Givré

#### UYGULAMA ALANLARI

Alışveriş Merkezleri  
Marketler  
Ofisler  
Toplantı Odaları  
Oturma Odaları  
Bekleme Salonları  
Mağazalar  
Hastaneler  
Okullar  
Koridorlar

#### APPLICATION AREAS

Shopping Malls  
Supermarkets  
Offices  
Meeting rooms  
Living Rooms  
Waiting Rooms  
Stores  
Hospitals  
Schools  
Corridors

#### DOMAINES D'UTILISATION

Centres Commerciaux  
Supermarchés  
Bureaux  
Salles de Réunions  
Salles de Séjour  
Salles D'attente  
Magasins  
Hopitaux  
Ecoles  
Couloirs

#### GÖVDE

Beyaz, siyah, yeşil, turuncu, sarı renk seçenekleri ile zarif tasarıma sahip alüminyum.

#### DİFÜZÖR

UV korumalı buzlu difüzör.

#### KONVERTÖR

ENEC standartlarına uygun, uzun ömürlü sabit akımlı konvertör.

#### LED

50.000 saat ömürlü LUMILEDS / OSRAM / NICHIA marka LED'li LED modüller.

#### BODY

Anodized aluminum with satin finishing. Black, white and silver color options with elegant design.

#### DIFFUSER

UV stabilized frosted diffuser.

#### CONVERTER

Long life, low power loss converter with constant current. Compatible with ENEC standards.

#### LED

LED modules with 50,000 hours lifetime LUMILEDS / OSRAM / NICHIA brand LEDs.

#### CORPS

Corps en aluminium anodisé, satiné. Design élégant. Couleurs blanc, noir, vert, orange, jaune disponibles.

#### DIFFUSEUR

Diffuseur givré. Anti UV.

#### CONVERTEUR

Convertisseur, conforme aux normes ENEC. Longue vie. Perte de puissance faible avec courant constant.

#### LED

Modules LED – Durée de vie 50.000 heures avec LED de marque LUMILEDS / OSRAM / NICHIA.


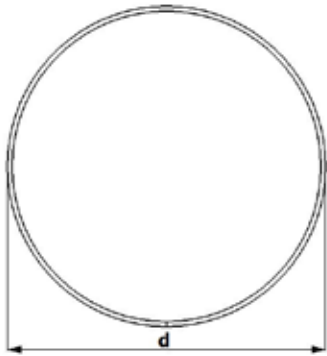
Renk Seçenekleri  
Color Options  
Options de Couleur



LED'li Tip / LED Type / Type LED


Renk Geri Verim Indexi / Color Rendering Index / Indice de Rendu des Couleurs: (CRI): Ra>80

Kod Code	Güç Power Puissance (W)	LED Tipi LED Type Type De LED	LED Modül LED Module Module LED	Işık Akısı Lum. Flux Flux Lum. (lm)	Renk Sıcaklığı Color Temperature Température De Couleur (K)	Ölçüler Dimensions (mm) d h		Ağırlık Weight Poids (kg)	Ambalaj Adedi Packing Quantity Colisage	Adet/20" Konteyner Pcs./20" Conteneur
PL8UD17E15C	17	2835 SMD	PCB	2400	2700 - 6500	360	97	2.9	1	1190
PL8UD25E15C	25	2835 SMD	PCB	3600	2700 - 6500	470	97	5.0	1	730
PL8UD38E15C	38	2835 SMD	PCB	5400	2700 - 6500	600	97	6.3	1	470
PL8UD80E15C	80	2835 SMD	PCB	11400	2700 - 6500	900	97	7.0	1	220
PL8UD143E15C	143	2835 SMD	PCB	20400	2700 - 6500	1200	97	9.1	1	125



V / Hz 220 - 240 / 50 - 60

Opsiyonlar	Options	Options
DIM edilebilir elektronik balast yada konvertör. LED'li modeller için acil durum kiti.	Dimmable electronic ballast or convertor. Emergency kit for models with LED	Ballast électronique dimmable ou converteur. Kit d'urgence pour les modèles LED.
NOT	NOTE	NOTE
Belirtilen lümen değerleri LED üzerindeki lümen değerleridir.	Given lumen values are values on LED.	Les valeurs de lumen données sont les valeurs sur LED.
Belirtilen güç değerleri LED üzerindeki DC güç değerleridir.	Given power values are DC power values on LED.	Les valeurs de puissance données sont les valeurs de courant continu puissance sur LED.



## GALAKSİ TRILINE

### LED

Sarkıt Buzlu Difüzörlü  
Aydınlatma Armatürleri

Suspended Lighting Fixtures  
With Frosted Diffuser

Luminaires Suspendus  
Avec Diffuseur Givré

#### UYGULAMA ALANLARI

Alışveriş Merkezleri  
Marketler  
Ofisler  
Toplantı Odaları  
Oturma Odaları  
Bekleme Salonları  
Mağazalar  
Hastaneler  
Okullar  
Koridorlar

#### APPLICATION AREAS

Shopping Malls  
Supermarkets  
Offices  
Meeting rooms  
Living Rooms  
Waiting Rooms  
Stores  
Hospitals  
Schools  
Corridors

#### DOMAINES D'UTILISATION

Centres Commerciaux  
Supermarchés  
Bureaux  
Salles de Réunions  
Salles de Séjour  
Salles D'attente  
Magasins  
Hopitaux  
Ecoles  
Couloirs

#### GÖVDE

Beyaz, siyah, yeşil, turuncu, sarı renk seçenekleri ile zarif tasarıma sahip alüminyum.

#### DİFÜZÖR

UV korumalı buzlu difüzör.

#### KONVERTÖR

ENEC standartlarına uygun, uzun ömürlü sabit akımlı konvertör.

#### LED

50.000 saat ömürlü LUMILEDS / OSRAM / NICHIA marka LED'li LED modüller.

#### ASKI

1mm çelik örgü tel ve nikel kaplamalı pirinç parçalardan mamul, askı boyu ayarlanabilir, şeffaf elektrik kablosu ve tavana monte edilen estetik tasarıma sahip elektrik bağlantı kutusu ile birlikte.

#### BODY

Anodized aluminum with satin finishing. White, black, green, orange, yellow color options with elegant design.

#### DIFFUSER

UV stabilized frosted diffuser.

#### CONVERTER

Long life, low power loss converter with constant current. Compatible with ENEC standards.

#### LED

LED modules with 50,000 hours lifetime LUMILEDS / OSRAM / NICHIA brand LEDs.

#### SUSPENSION

Composed of 1mm steel wire rope and nickel-plated brass components. Suspension height is adjustable. Supplied with transparent electric cord and ceiling mounted electrical junction box with aesthetic design.

#### CORPS

Corps en aluminium anodisé, satiné. Design élégant. Couleurs blanc, noir, vert, orange, jaune disponibles.

#### DIFFUSEUR

Diffuseur givré. Anti UV.

#### CONVERTEUR

Convertisseur, conforme aux normes ENEC. Longue vie. Perte de puissance faible avec courant constant.

#### LED

Modules LED – Durée de vie 50.000 heures avec LED de marque LUMILEDS / OSRAM / NICHIA.

#### SYSTEME DE FIXATION

Composé d'un fil en acier de 1mm, de composants en laiton nickelés. Livré avec un cordon électrique transparent et une boîte de jonction électrique à fixer au plafond. Hauteur de fixation réglable.

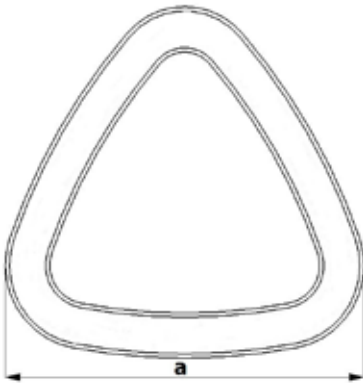
Renk Seçenekleri  
Color Options  
Options de Couleur



LED'li Tip / LED Type / Type LED


Renk Geri Verim Indexi / Color Rendering Index / Indice de Rendu des Couleurs: (CRI): Ra>80

Kod Code	Güç Power Puissance (W)	LED Tipi LED Type Type De LED	LED Modül LED Module Module LED	Işık Akısı Lum. Flux Flux Lum. (lm)	Renk Sıcaklığı Color Temperature Température De Couleur (K)	Ölçüler Dimensions (mm) a h		Ağırlık Weight Poids (kg)	Ambalaj Adedi Packing Quantity Colisage	Adet/20" Konteyner Pcs./20" Container Pcs./20" Conteneur
PL8ST6L15C	6x6,3	2835 SMD	PCB	5400	2700 - 6500	625	73	4.2	1	520
PL8ST6L25C	6x9,5	2835 SMD	PCB	8100	2700 - 6500	625	73	4.3	1	520
PL8ST9L15C	9x6,3	2835 SMD	PCB	8100	2700 - 6500	905	73	6.1	1	250
PL8ST9L25C	9x9,5	2835 SMD	PCB	12150	2700 - 6500	905	73	6.3	1	250
PL8ST12L15C	12x6,3	2835 SMD	PCB	10800	2700 - 6500	1160	73	8.1	1	160
PL8ST12L25C	12x9,5	2835 SMD	PCB	16200	2700 - 6500	1160	73	8.3	1	160



V / Hz 220 - 240 / 50 - 60

Opsiyonlar	Options	Options
DIM edilebilir elektronik balast yada konvertör. LED'li modeller için acil durum kiti.	Dimmable electronic ballast or convertor. Emergency kit for models with LED	Ballast électronique dimmable ou convertor. Kit d'urgence pour les modèles LED.
NOT	NOTE	NOTE
Belirtilen lümen değerleri LED üzerindeki lümen değerleridir. Belirtilen güç değerleri LED üzerindeki DC güç değerleridir.	Given lumen values are values on LED. Given power values are DC power values on LED.	Les valeurs de lumen données sont les valeurs sur LED. Les valeurs de puissance données sont les valeurs de courant continu puissance sur LED.



## GALAKSİ TRIO

### LED

Sarkıt Buzlu Difüzörlü  
Aydınlatma Armatürleri

Suspended Lighting Fixtures  
With Frosted Diffuser

Luminaires Suspendus  
Avec Diffuseur Givré

#### UYGULAMA ALANLARI

Alışveriş Merkezleri  
Marketler  
Ofisler  
Toplantı Odaları  
Oturma Odaları  
Bekleme Salonları  
Mağazalar  
Hastaneler  
Okullar  
Koridorlar

#### APPLICATION AREAS

Shopping Malls  
Supermarkets  
Offices  
Meeting rooms  
Living Rooms  
Waiting Rooms  
Stores  
Hospitals  
Schools  
Corridors

#### DOMAINES D'UTILISATION

Centres Commerciaux  
Supermarchés  
Bureaux  
Salles de Réunions  
Salles de Séjour  
Salles D'attente  
Magasins  
Hopitaux  
Ecoles  
Couloirs

#### GÖVDE

Beyaz, siyah, yeşil, turuncu, sarı renk seçenekleri ile zarif tasarıma sahip alüminyum.

#### DİFÜZÖR

UV korumalı buzlu difüzör.

#### KONVERTÖR

ENEC standartlarına uygun, uzun ömürlü sabit akımlı konvertör.

#### LED

50.000 saat ömürlü LUMILEDS / OSRAM / NICHIA marka LED'li LED modüller.

#### ASKI

1mm çelik örgü tel ve nikel kaplamalı pirinç parçalardan mamul, askı boyu ayarlanabilir, şeffaf elektrik kablosu ve tavana monte edilen estetik tasarıma sahip elektrik bağlantı kutusu ile birlikte.

#### BODY

Anodized aluminum with satin finishing. White, black, green, orange, yellow color options with elegant design.

#### DIFFUSER

UV stabilized frosted diffuser.

#### CONVERTER

Long life, low power loss converter with constant current. Compatible with ENEC standards.

#### LED

LED modules with 50,000 hours lifetime LUMILEDS / OSRAM / NICHIA brand LEDs.

#### SUSPENSION

Composed of 1mm steel wire rope and nickel-plated brass components. Suspension height is adjustable. Supplied with transparent electric cord and ceiling mounted electrical junction box with aesthetic design.

#### CORPS

Corps en aluminium anodisé, satiné. Design élégant. Couleurs blanc, noir, vert, orange, jaune disponibles.

#### DIFFUSEUR

Diffuseur givré. Anti UV.

#### CONVERTEUR

Convertisseur, conforme aux normes ENEC. Longue vie. Perte de puissance faible avec courant constant.

#### LED

Modules LED – Durée de vie 50.000 heures avec LED de marque LUMILEDS / OSRAM / NICHIA.

#### SYSTEME DE FIXATION

Composé d'un fil en acier de 1mm, de composants en laiton nickelés. Livré avec un cordon électrique transparent et une boîte de jonction électrique à fixer au plafond. Hauteur de fixation réglable.


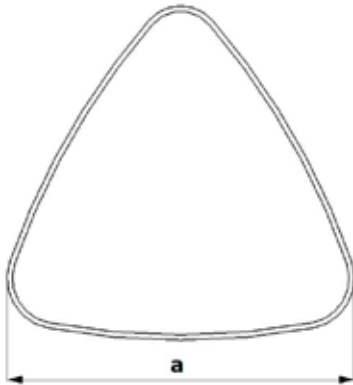
Renk Seçenekleri  
Color Options  
Options de Couleur



LED'li Tip / LED Type / Type LED


Renk Geri Verim Indexi / Color Rendering Index / Indice de Rendu des Couleurs: (CRI): Ra>80

Kod Code	Güç Power Puissance (W)	LED Tipi LED Type Type De LED	LED Modül LED Module Module LED	Işık Akısı Lum. Flux Flux Lum. (lm)	Renk Sıcaklığı Color Temperature Température De Couleur (K)	Ölçüler Dimensions (mm) a h	Ağırlık Weight Poids (kg)	Ambalaj Adedi Packing Quantity Colisage	Adet/20" Konteyner Pcs./20" Container Pcs./20" Conteneur
PL8SU34U15C	34	2835 SMD	PCB	5170	2700 - 6500	445 97	4.3	1	820



V / Hz 220 - 240 / 50 - 60

Opsiyonlar	Options	Options
DIM edilebilir elektronik balast yada konvertör. LED'li modeller için acil durum kiti.	Dimmable electronic ballast or convertor. Emergency kit for models with LED	Ballast électronique dimmable ou converteur. Kit d'urgence pour les modèles LED.
NOT	NOTE	NOTE
Belirtilen lümen değerleri LED üzerindeki lümen değerleridir.	Given lumen values are values on LED.	Les valeurs de lumen données sont les valeurs sur LED.
Belirtilen güç değerleri LED üzerindeki DC güç değerleridir.	Given power values are DC power values on LED.	Les valeurs de puissance données sont les valeurs de courant continu puissance sur LED.



## GALAKSİ TRIO

### LED

#### Sıva Üstü Buzlu Difüzlü Aydınlatma Armatürleri

#### Surface Mounted Lighting Fixtures With Frosted Diffuser

#### Luminaires Apparents Avec Diffuseur Givré

#### UYGULAMA ALANLARI

Alışveriş Merkezleri  
Marketler  
Ofisler  
Toplantı Odaları  
Oturma Odaları  
Bekleme Salonları  
Mağazalar  
Hastaneler  
Okullar  
Koridorlar

#### APPLICATION AREAS

Shopping Malls  
Supermarkets  
Offices  
Meeting rooms  
Living Rooms  
Waiting Rooms  
Stores  
Hospitals  
Schools  
Corridors

#### DOMAINES D'UTILISATION

Centres Commerciaux  
Supermarchés  
Bureaux  
Salles de Réunions  
Salles de Séjour  
Salles D'attente  
Magasins  
Hopitaux  
Ecoles  
Coulors

#### GÖVDE

Beyaz, siyah, yeşil, turuncu, sarı renk seçenekleri ile zarif tasarıma sahip alüminyum.

#### DİFÜZÖR

UV korumalı buzlu difüzör.

#### KONVERTÖR

ENEC standartlarına uygun, uzun ömürlü sabit akımlı konvertör.

#### LED

50.000 saat ömürlü LUMILEDS / OSRAM marka LED'li LED modüller.

#### BODY

Anodized aluminum with satin finishing. White, black, green, orange, yellow color options with elegant design.

#### DIFFUSER

UV stabilized frosted diffuser.

#### CONVERTER

Long life, low power loss converter with constant current. Compatible with ENEC standards.

#### LED

LED modules with 50,000 hours lifetime LUMILEDS / OSRAM brand LEDs.

#### CORPS

Corps en aluminium anodisé, satiné. Design élégant. Couleurs blanc, noir, vert, orange, jaune disponibles.

#### DIFFUSEUR

Diffuseur givré. Anti UV.

#### CONVERTEUR

Convertisseur, conforme aux normes ENEC. Longue vie. Perte de puissance faible avec courant constant.

#### LED

Modules LED – Durée de vie 50.000 heures avec LED de marque LUMILEDS / OSRAM.




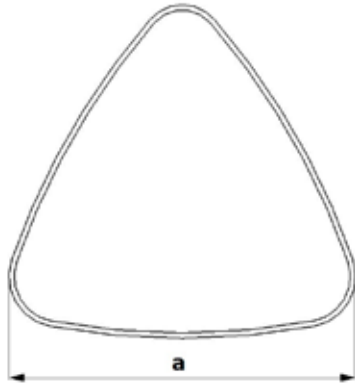
Renk Seçenekleri  
Color Options  
Options de Couleur



LED'li Tip / LED Type / Type LED

Renk Geri Verim Indexi / Color Rendering Index / Indice de Rendu des Couleurs: (CRI): Ra>80

Kod Code	Güç Power Puissance (W)	LED Tipi LED Type Type De LED	LED Modül LED Module Module LED	Işık Akısı Lum. Flux Flux Lum. (lm)	Renk Sıcaklığı Color Temperature Température De Couleur (K)	Ölçüler Dimensions (mm) a h		Ağırlık Weight Poids (kg)	Ambalaj Adedi Packing Quantity Colisage	Adet/20" Konteyner Pcs./20" Container Pcs./20" Conteneur
PL8UU34U15C	34	2835 SMD	PCB	5170	2700 - 6500	445	97	4.3	1	820



V / Hz 220 - 240 / 50 - 60

Opsiyonlar	Options	Options
DIM edilebilir elektronik balast yada konvertör. LED'li modeller için acil durum kiti.	Dimmable electronic ballast or convertor. Emergency kit for models with LED	Ballast électronique dimmable ou converteur. Kit d'urgence pour les modèles LED.
NOT	NOTE	NOTE
Belirtilen lümen değerleri LED üzerindeki lümen değerleridir.	Given lumen values are values on LED.	Les valeurs de lumen données sont les valeurs sur LED.
Belirtilen güç değerleri LED üzerindeki DC güç değerleridir.	Given power values are DC power values on LED.	Les valeurs de puissance données sont les valeurs de courant continu puissance sur LED.



## GALAKSİ DOLUNAY

### LED

#### Sıva Altı Buzlu Difüzlü Aydınlatma Armatürleri

Recessed Lighting Fixtures With Frosted Diffuser

Luminaires Encastre Avec Diffuseur Givré

#### UYGULAMA ALANLARI

Alışveriş Merkezleri  
Marketler  
Ofisler  
Toplantı Odaları  
Oturma Odaları  
Bekleme Salonları  
Mağazalar  
Hastaneler  
Okullar  
Koridorlar

#### APPLICATION AREAS

Shopping Malls  
Supermarkets  
Offices  
Meeting rooms  
Living Rooms  
Waiting Rooms  
Stores  
Hospitals  
Schools  
Corridors

#### DOMAINES D'UTILISATION

Centres Commerciaux  
Supermarchés  
Bureaux  
Salles de Réunions  
Salles de Séjour  
Salles D'attente  
Magasins  
Hopitaux  
Ecoles  
Couloirs

#### GÖVDE

Beyaz renk seçeneği ile zarif tasarıma sahip alüminyum.

#### DİFÜZÖR

UV korumalı buzlu difüzör.

#### KONVERTÖR

ENEC standartlarına uygun, uzun ömürlü sabit akımlı konvertör.

#### LED

50.000 saat ömürlü LUMILEDS / OSRAM / NICHIA marka LED'li LED modüller.

#### BODY

Anodized aluminum with satin finishing. White color option with elegant design.

#### DIFFUSER

UV stabilized frosted diffuser.

#### CONVERTER

Long life, low power loss converter with constant current. Compatible with ENEC standards.

#### LED

LED modules with 50,000 hours lifetime LUMILEDS / OSRAM / NICHIA brand LEDs.

#### CORPS

Corps en aluminium anodisé, satiné. Design élégant. Couleur blanc disponibles.

#### DIFFUSEUR

Diffuseur givré. Anti UV.

#### CONVERTEUR

Convertisseur, conforme aux normes ENEC. Longue vie. Perte de puissance faible avec courant constant.

#### LED

Modules LED – Durée de vie 50.000 heures avec LED de marque LUMILEDS / OSRAM / NICHIA.


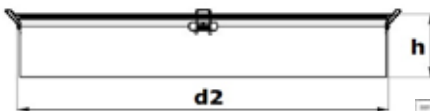
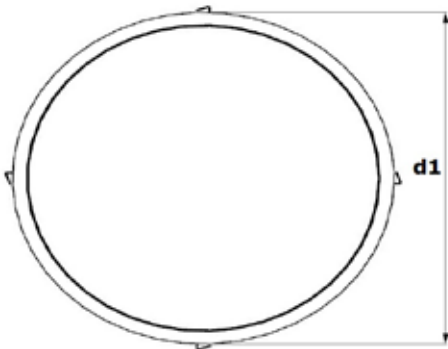
Renk Seçenekleri  
Color Options  
Options de Couleur



LED'li Tip / LED Type / Type LED

Renk Geri Verim Indexi / Color Rendering Index / Indice de Rendu des Couleurs: (CRI): Ra>80

Kod Code	Güç Power Puissance (W)	LED Tipi LED Type Type De LED	LED Modül LED Module Module LED	Işık Akısı Lum. Flux Flux Lum. (lm)	Renk Sıcaklığı Color Temperature Température De Couleur (K)	Ölçüler Dimensions (mm)			Ağırlık Weight Poids (kg)	Ambalaj Adedi Packing Quantity Colisage	Adet/20" Konteyner Pcs./20" Conteneur
						d1	d2	h			
PL8AD25E15C	25	2835 SMD	PCB	3600	2700 - 6500	485	470	97	5.0	1	660
PL8AD38E15C	38	2835 SMD	PCB	5400	2700 - 6500	620	605	97	6.3	1	410
PL8AD80E15C	80	2835 SMD	PCB	11400	2700 - 6500	920	905	97	7.0	1	200
PL8AD143E15C	143	2835 SMD	PCB	20400	2700 - 6500	1220	1205	97	9.1	1	110



V / Hz 220 - 240 / 50 - 60

Opsiyonlar	Options	Options
DIM edilebilir elektronik balast yada konvertör. LED'li modeller için acil durum kiti.	Dimmable electronic ballast or convertor. Emergency kit for models with LED	Ballast électronique dimmable ou convertor. Kit d'urgence pour les modèles LED.

NOT	NOTE	NOTE
Belirtilen lümen değerleri LED üzerindeki lümen değerleridir. Belirtilen güç değerleri LED üzerindeki DC güç değerleridir.	Given lumen values are values on LED. Given power values are DC power values on LED.	Les valeurs de lumen données sont les valeurs sur LED. Les valeurs de puissance données sont les valeurs de courant continu puissance sur LED.



# GALAKSİ TRIMLESS DOLUNAY

## LED

### Sıva Altı Buzlu Difüzörlü Aydınlatma Armatürleri

Recessed Lighting Fixtures With Frosted Diffuser

Luminaires Encastre Avec Diffuseur Givré

#### UYGULAMA ALANLARI

Alışveriş Merkezleri  
Marketler  
Ofisler  
Toplantı Odaları  
Oturma Odaları  
Bekleme Salonları  
Mağazalar  
Hastaneler  
Okullar  
Koridorlar

#### APPLICATION AREAS

Shopping Malls  
Supermarkets  
Offices  
Meeting rooms  
Living Rooms  
Waiting Rooms  
Stores  
Hospitals  
Schools  
Corridors

#### DOMAINES D'UTILISATION

Centres Commerciaux  
Supermarchés  
Bureaux  
Salles de Réunions  
Salles de Séjour  
Salles D'attente  
Magasins  
Hopitaux  
Ecoles  
Couloirs

#### GÖVDE

Beyaz renk seçeneği ile zarif tasarıma sahip alüminyum.

#### DİFÜZÖR

UV korumalı buzlu difüzör.

#### KONVERTÖR

ENEC standartlarına uygun, uzun ömürlü sabit akımlı konvertör.

#### LED

50.000 saat ömürlü LUMILEDS / OSRAM / NICHIA marka LED'li LED modüller.

#### BODY

Anodized aluminum with satin finishing. White color option with elegant design.

#### DIFFUSER

UV stabilized frosted diffuser.

#### CONVERTER

Long life, low power loss converter with constant current. Compatible with ENEC standards.

#### LED

LED modules with 50,000 hours lifetime LUMILEDS / OSRAM / NICHIA brand LEDs.

#### CORPS

Corps en aluminium anodisé, satiné. Design élégant. Couleur blanc disponibles.

#### DIFFUSEUR

Diffuseur givré. Anti UV.

#### CONVERTEUR

Convertisseur, conforme aux normes ENEC. Longue vie. Perte de puissance faible avec courant constant.

#### LED

Modules LED – Durée de vie 50.000 heures avec LED de marque LUMILEDS / OSRAM / NICHIA.


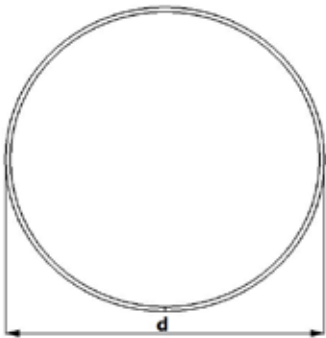
Renk Seçenekleri  
Color Options  
Options de Couleur



LED'li Tip / LED Type / Type LED

Renk Geri Verim Indexi / Color Rendering Index / Indice de Rendu des Couleurs: (CRI): Ra>80

Kod Code	Güç Power Puissance (W)	LED Tipi LED Type Type De LED	LED Modül LED Module Module LED	Işık Akısı Lum. Flux Flux Lum. (lm)	Renk Sıcaklığı Color Temperature Température De Couleur (K)	Ölçüler Dimensions (mm) d h		Ağırlık Weight Poids (kg)	Ambalaj Adedi Packing Quantity Colisage	Adet/20" Konteyner Pcs./20" Conteneur
PL8ATD17E15C	17	2835 SMD	PCB	2400	2700 - 6500	360	97	2.9	1	1190
PL8ATD25E15C	25	2835 SMD	PCB	3600	2700 - 6500	470	97	5.0	1	730
PL8ATD38E15C	38	2835 SMD	PCB	5400	2700 - 6500	600	97	6.3	1	470
PL8ATD80E15C	80	2835 SMD	PCB	11400	2700 - 6500	900	97	7.0	1	220
PL8ATD143E15C	143	2835 SMD	PCB	20400	2700 - 6500	1200	97	9.1	1	125



V / Hz 220 - 240 / 50 - 60

Opsiyonlar	Options	Options
DIM edilebilir elektronik balast yada konvertör. LED'li modeller için acil durum kiti.	Dimmable electronic ballast or convertor. Emergency kit for models with LED	Ballast électronique dimmable ou convertor. Kit d'urgence pour les modèles LED.
NOT	NOTE	NOTE
Belirtilen lümen değerleri LED üzerindeki lümen değerleridir.	Given lumen values are values on LED.	Les valeurs de lumen données sont les valeurs sur LED.
Belirtilen güç değerleri LED üzerindeki DC güç değerleridir.	Given power values are DC power values on LED.	Les valeurs de puissance données sont les valeurs de courant continu puissance sur LED.



# GALAKSİ FREEDOM

## LED

Sıva Altı Buzlu Difüzörlü  
Aydınlatma Armatürleri

Recessed Lighting Fixtures With  
Frosted Diffuser

Luminaire Encastre Avec  
Diffuseur Givré

### UYGULAMA ALANLARI

Alışveriş Merkezleri  
Marketler  
Ofisler  
Toplantı Odaları  
Mağazalar  
Hastaneler  
Okullar

### APPLICATION AREAS

Shopping Malls  
Supermarkets  
Offices  
Meeting rooms  
Stores  
Hospitals  
Schools

### DOMAINES D'UTILISATION

Centres Commerciaux  
Supermarchés  
Bureaux  
Salles de Réunions  
Magasins  
Hopitaux  
Ecoles

### GÖVDE

Beyaz, ve siyah renk seçenekleri ile zarif  
tasarıma sahip alüminyum.

### DİFÜZÖR

UV korumalı buzlu difüzör.

### KONVERTÖR

ENEC standartlarına uygun, uzun ömürlü sabit  
akımlı konvertör.

### LED

50.000 saat ömürlü LUMILEDS / OSRAM /  
NICHIA marka LED'li LED modüller.

### BODY

Anodized aluminum with satin finishing.  
Black and white color options with elegant  
design.

### DIFFUSER

UV stabilized frosted diffuser.

### CONVERTER

Compatible with ENEC standards.

### LED

LED modules with 50,000 hours lifetime  
LUMILEDS / OSRAM / NICHIA brand LEDs.

### CORPS

Corps en aluminium anodisé, satiné. Design  
élégant. Couleurs blanc, noir disponibles.

### DIFFUSEUR

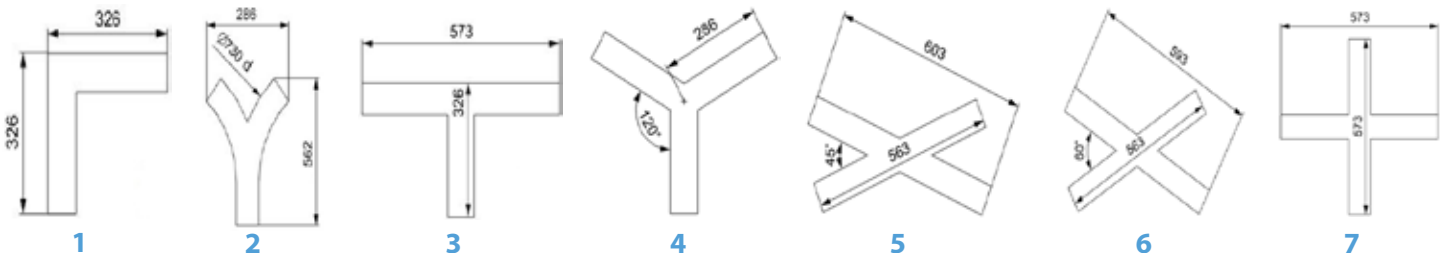
Diffuseur givré. Anti UV.

### CONVERTEUR

Convertisseur, conforme aux normes ENEC.

### LED

Modules LED – Durée de vie 50.000 heures  
avec LED de marque LUMILEDS / OSRAM /  
NICHIA.



Renk Seçenekleri  
Color Options  
Options de Couleur



LED'li Tip / LED Type / Type LED

Renk Geri Verim Indexi / Color Rendering Index / Indice de Rendu des Couleurs: (CRI): Ra>80

Kod Code	Güç Power Puissance (W)	LED Tipi LED Type Type De LED	LED Modül LED Module Module LED	Işık Akısı Lum. Flux Flux Lum. (lm)	Renk Sıcaklığı Color Temperature Température De Couleur (K)	Ölçüler Dimensions (mm)			Ağırlık Weight Poids (kg)	Şekil Shape La Forme
						a	d	h		
PL8A180F4L15CS	4x6,3	2835 SMD	PCB	3600	2700 - 6500	73	800	97	2,6	
PL8A180F6L15CS	6x6,3	2835 SMD	PCB	5400	2700 - 6500	73	1155	97	3,9	
PL8A180F8L15CS	8x6,3	2835 SMD	PCB	7200	2700 - 6500	73	1500	97	5,1	
PL8A180F10L15CS	10x6,3	2835 SMD	PCB	9000	2700 - 6500	73	1890	97	5,9	
PL8A180F12L15CS	12x6,3	2835 SMD	PCB	10800	2700 - 6500	73	2255	97	6,7	
PL8A180F14L15CS	14x6,3	2835 SMD	PCB	12600	2700 - 6500	73	2610	97	7,7	
PL8A180F16L15CS	16x6,3	2835 SMD	PCB	14400	2700 - 6500	73	2950	97	8,6	
PL8A90F2L15CS	2x6,3	2835 SMD	PCB	1800	2700 - 6500	73	800	97	1,5	
PL8A90F3L15CS	3x6,3	2835 SMD	PCB	2700	2700 - 6500	73	1155	97	2,0	
PL8A90F4L15CS	4x6,3	2835 SMD	PCB	3600	2700 - 6500	73	1500	97	2,6	
PL8A90F5L15CS	5x6,3	2835 SMD	PCB	4500	2700 - 6500	73	1890	97	3,3	
PL8A90F6L15CS	6x6,3	2835 SMD	PCB	5400	2700 - 6500	73	2255	97	3,9	
PL8A90F7L15CS	7x6,3	2835 SMD	PCB	6300	2700 - 6500	73	2610	97	4,5	
PL8A90F8L15CS	8x6,3	2835 SMD	PCB	7200	2700 - 6500	73	2950	97	5,1	
PL8A90F9L15CS	9x6,3	2835 SMD	PCB	8100	2700 - 6500	73	3315	97	5,5	
PL8A90F10L15CS	10x6,3	2835 SMD	PCB	9000	2700 - 6500	73	3675	97	5,9	
PL8A45F1L15CS	1x6,3	2835 SMD	PCB	900	2700 - 6500	73	800	97	1,5	
PL8A45F2L15CS	2x6,3	2835 SMD	PCB	1800	2700 - 6500	73	1500	97	1,5	
PL8A45F3L15CS	3x6,3	2835 SMD	PCB	2700	2700 - 6500	73	2255	97	2,0	
PL8A45F4L15CS	4x6,3	2835 SMD	PCB	3600	2700 - 6500	73	2950	97	2,6	
PL8A45F5L15CS	5x6,3	2835 SMD	PCB	4500	2700 - 6500	73	3675	97	3,3	
Kod Code	Güç Power Puissance (W)	LED Tipi LED Type Type De LED	LED Modül LED Module Module LED	Işık Akısı Lum. Flux Flux Lum. (lm)	Renk Sıcaklığı Color Temperature Température De Couleur (K)	Ölçüler Dimensions (mm)			Ağırlık Weight Poids (kg)	Şekil Shape La Forme
PL8ALF1L15CS	1x6,3	2835 SMD	PCB	900	2700 - 6500	73	282	97	1,5	
PL8ALF2L15CS	2x6,3	2835 SMD	PCB	1800	2700 - 6500	73	565	97	1,5	
PL8ALF3L15CS	3x6,3	2835 SMD	PCB	2700	2700 - 6500	73	845	97	2,0	
PL8ALF4L15CS	4x6,3	2835 SMD	PCB	3600	2700 - 6500	73	1125	97	2,6	
PL8ALF5L15CS	5x6,3	2835 SMD	PCB	4500	2700 - 6500	73	1405	97	3,3	
PL8ALF6L15CS	6x6,3	2835 SMD	PCB	5400	2700 - 6500	73	1685	97	3,9	
PL8ALF7L15CS	7x6,3	2835 SMD	PCB	6300	2700 - 6500	73	1965	97	4,5	
PL8ALF8L15CS	8x6,3	2835 SMD	PCB	7200	2700 - 6500	73	2254	97	5,1	
PL8ALF9L15CS	9x6,3	2835 SMD	PCB	8100	2700 - 6500	73	2525	97	5,5	
PL8ALF10L15CS	10x6,3	2835 SMD	PCB	9000	2700 - 6500	73	2810	97	5,9	
Kod Code	Güç Power Puissance (W)	LED Tipi LED Type Type De LED	LED Modül LED Module Module LED	Işık Akısı Lum. Flux Flux Lum. (lm)	Renk Sıcaklığı Color Temperature Température De Couleur (K)	Ölçüler Dimensions (mm)		Ağırlık Weight Poids (kg)	Resim No Drawing No Dessin No	
PL8ACF2L15CS	2x6,3	2835 SMD	PCB	1800	2700 - 6500	73	97	1,5	1	
PL8AA3FL15CS	3x6,3	2835 SMD	PCB	2700	2700 - 6500	73	97	2,0	2	
PL8AT3FL15CS	3x6,3	2835 SMD	PCB	2700	2700 - 6500	73	97	2,0	3	
PL8AY3FL15CS	3x6,3	2835 SMD	PCB	2700	2700 - 6500	73	97	2,0	4	
PL8A45K4FL15CS	4x6,3	2835 SMD	PCB	3600	2700 - 6500	73	97	2,6	5	
PL8A60K4FL15CS	4x6,3	2835 SMD	PCB	3600	2700 - 6500	73	97	2,6	6	
PL8A90K4FL15CS	4x6,3	2835 SMD	PCB	3600	2700 - 6500	73	97	2,6	7	



## GALAKSİ O

### LED

#### Sıva Altı Buzlu Difüzlü Aydınlatma Armatürleri

Recessed Lighting Fixtures With Frosted Diffuser

Luminaire Encastre Avec Diffuseur Givré

#### UYGULAMA ALANLARI

Alışveriş Merkezleri  
Marketler  
Ofisler  
Toplantı Odaları  
Oturma Odaları  
Bekleme Salonları  
Mağazalar  
Hastaneler  
Okullar  
Koridorlar

#### APPLICATION AREAS

Shopping Malls  
Supermarkets  
Offices  
Meeting rooms  
Living Rooms  
Waiting Rooms  
Stores  
Hospitals  
Schools  
Corridors

#### DOMAINES D'UTILISATION

Centres Commerciaux  
Supermarchés  
Bureaux  
Salles de Réunions  
Salles de Séjour  
Salles D'attente  
Magasins  
Hopitaux  
Ecoles  
Couloirs

#### GÖVDE

Beyaz renk seçeneği ile zarif tasarıma sahip alüminyum.

#### DİFÜZÖR

UV korumalı buzlu difüzör.

#### KONVERTÖR

ENEC standartlarına uygun, uzun ömürlü sabit akımlı konvertör.

#### LED

50.000 saat ömürlü LUMILEDS / OSRAM / NICHIA marka LED'li LED modüller.

#### BODY

Anodized aluminum with satin finishing. White color option with elegant design.

#### DIFFUSER

UV stabilized frosted diffuser.

#### CONVERTER

Long life, low power loss converter with constant current. Compatible with ENEC standards.

#### LED

LED modules with 50,000 hours lifetime LUMILEDS / OSRAM / NICHIA brand LEDs.

#### CORPS

Corps en aluminium anodisé, satiné. Design élégant. Couleur blanc disponibles.

#### DIFFUSEUR

Diffuseur givré Anti UV.

#### CONVERTEUR

Convertisseur, conforme aux normes ENEC. Longue vie. Perte de puissance faible avec courant constant.

#### LED

Modules LED – Durée de vie 50.000 heures avec LED de marque LUMILEDS / OSRAM / NICHIA.




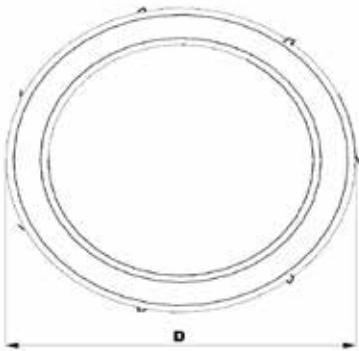
Renk Seçenekleri  
Color Options  
Options de Couleur



LED'li Tip / LED Type / Type LED

Renk Geri Verim Indexi / Color Rendering Index / Indice de Rendu des Couleurs: (CRI): Ra>80

Kod Code	Güç Power Puissance (W)	LED Tipi LED Type Type De LED	LED Modül LED Module Module LED	Işık Akısı Lum. Flux Flux Lum. (lm)	Renk Sıcaklığı Color Temperature Température De Couleur (K)	Ölçüler Dimensions (mm)				Ağırlık Weight Poids (kg)	Ambalaj Adedi Packing Quantity Colisage	Adet/20" Konteyner Pcs./20" Conteneur
						D	d1	d2	h			
PL8A08L15C	8x6,3	2835 SMD	PCB	7200	2700 - 6500	820	807	635	97	6.5	1	250
PL8A010L15C	10x6,3	2835 SMD	PCB	9000	2700 - 6500	1000	987	815	97	7.2	1	170
PL8A012L15C	12x6,3	2835 SMD	PCB	10800	2700 - 6500	1175	1162	990	97	9.3	1	125
PL8A014L15C	14x6,3	2835 SMD	PCB	12600	2700 - 6500	1355	1342	1170	97	10.5	1	95
PL8A016L15C	16x6,3	2835 SMD	PCB	14400	2700 - 6500	1520	1507	1335	97	11.7	1	75
PL8A020L15C	20x6,3	2835 SMD	PCB	18000	2700 - 6500	1910	1897	1725	97	12.9	1	50
PL8A024L15C	24x6,3	2835 SMD	PCB	21600	2700 - 6500	2275	2262	2090	97	14.1	1	35



V / Hz 220 - 240 / 50 - 60

Opsiyonlar	Options	Options
DIM edilebilir elektronik balast yada konvertör. LED'li modeller için acil durum kiti.	Dimmable electronic ballast or convertor. Emergency kit for models with LED	Ballast électronique dimmable ou converteur. Kit d'urgence pour les modèles LED.
NOT	NOTE	NOTE
Belirtilen lümen değerleri LED üzerindeki lümen değerleridir. Belirtilen güç değerleri LED üzerindeki DC güç değerleridir.	Given lumen values are values on LED. Given power values are DC power values on LED.	Les valeurs de lumen données sont les valeurs sur LED. Les valeurs de puissance données sont les valeurs de courant continu puissance sur LED.





**ELITE**

# ELITE DAISY

## LED

### Sarkıt Lensli Aydınlatma Armatürleri

### Suspended Lighting Fixtures With Lens

### Luminaire suspendus Avec Lentille

#### UYGULAMA ALANLARI

Alışveriş Merkezleri  
Marketler  
Ofisler  
Toplantı Odaları  
Oturma Odaları  
Bekleme Salonları  
Mağazalar  
Hastaneler  
Okullar  
Koridorlar

#### APPLICATION AREAS

Shopping Malls  
Supermarkets  
Offices  
Meeting rooms  
Living Rooms  
Waiting Rooms  
Stores  
Hospitals  
Schools  
Corridors

#### DOMAINES D'UTILISATION

Centres Commerciaux  
Supermarchés  
Bureaux  
Salles de Réunions  
Salles de Séjour  
Salles D'attente  
Magasins  
Hopitaux  
Ecoles  
Couloirs

#### GÖVDE

Beyaz, gümüş, siyah renk seçenekleri ile zarif tasarıma sahip alüminyum.

#### LENS

50° veya 80° LEDIL lens.

#### KONVERTÖR

ENEC standartlarına uygun, uzun ömürlü sabit akımlı konvertör.

#### LED

50.000 saat ömürlü LUMILEDS / OSRAM / CREE marka LED'li LED modüller.

#### ASKI

1mm çelik tel, şeffaf kablo ve bağlantı kutusu.

#### BODY

Anodized aluminum with satin finishing. Black, white and silver color options with elegant design.

#### LENS

50° or 80° LEDIL lens.

#### CONVERTER

Long life, low power loss converter with constant current. With ENEC standards.

#### LED

LED modules with 50,000 hours lifetime LUMILEDS / OSRAM / CREE brand LEDs.

#### SUSPENSION

1mm steel wire suspension supplied with transparent electric cord and junction box.

#### CORPS

Corps en aluminium anodisé, satiné. Couleurs blanc, argent et noir disponibles.

#### LENTILLE

LEDIL lentille 50° ou 80°.

#### CONVERTEUR

Convertisseur, conforme aux normes ENEC. Longue vie.

#### LED

Modules LED – Durée de vie 50.000 heures avec LED de marque LUMILEDS / OSRAM / CREE.

#### SYSTEME DE FIXATION

Fil en acier de 1mm. Cordon électrique transparent et une boîte de jonction.

NOT	NOTE	NOTE
Belirtilen lümen değerleri LED üzerindeki lümen değerleridir.	Given lumen values are values on LED.	Les valeurs de lumen données sont les valeurs sur LED.
Belirtilen güç değerleri LED üzerindeki DC güç değerleridir.	Given power values are DC power values on LED.	Les valeurs de puissance données sont les valeurs de courant continu puissance sur LED.

V / Hz	220 - 240 / 50 - 60	
<b>Opsiyonlar</b>	<b>Options</b>	<b>Options</b>
DIM edilebilir konvertör.	Dimmable converter.	Convertisseur dimmable.
Acil durum kiti.	Emergency kit.	Kit d'urgence.



Renk Seçenekleri  
Color Options  
Options de Couleur



LED'li Tip / LED Type / Type LED



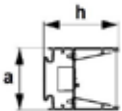
Renk Geri Verim Indexi / Color Rendering Index / Indice de Rendu des Couleurs: (CRI): Ra>80

Kod Code	Güç Power Puissance (W)	LED Tipi LED Type Type De LED	LED Modül LED Module Module LED	Işık Akışı Lum. Flux Flux Lum. (lm)	Renk Sıcaklığı Color Temperature Température De Couleur (K)	Ölçüler Dimensions (mm)			Ağırlık Weight Poids (kg)	Ambalaj Adedi Packing Quantity Colisage	Adet/20" Konteyner Pcs./20" Conteneur
						a	l	h			
PL10S12L15C	2x6,8	2835 SMD	PCB	2170	2700 - 6500	45	565	88	1.2	2	10500
PL10S13L15C	3x6,8	2835 SMD	PCB	3255	2700 - 6500	45	845	88	1.7	2	7000
PL10S14L15C	4x6,8	2835 SMD	PCB	4340	2700 - 6500	45	1125	88	2.3	2	5250
PL10S15L15C	5x6,8	2835 SMD	PCB	5425	2700 - 6500	45	1405	88	2.9	2	4250
PL10S16L15C	6x6,8	2835 SMD	PCB	6510	2700 - 6500	45	1685	88	3.5	2	3500
PL10S17L15C	7x6,8	2835 SMD	PCB	7595	2700 - 6500	45	1965	88	4.0	2	3000
PL10S18L15C	8x6,8	2835 SMD	PCB	8680	2700 - 6500	45	2245	88	4.6	2	2650
PL10S19L15C	9x6,8	2835 SMD	PCB	9765	2700 - 6500	45	2525	88	5.2	2	2350
PL10S10L15C	10x6,8	2835 SMD	PCB	10850	2700 - 6500	45	2805	88	5.7	2	2200

In-Direct LED'li Tip / LED Type / Type LED


Renk Geri Verim Indexi / Color Rendering Index / Indice de Rendu des Couleurs: (CRI): Ra>80

Kod Code	Güç Power Puissance (W)	LED Tipi LED Type Type De LED	LED Modül LED Module Module LED	Işık Akışı Lum. Flux Flux Lum. (lm)	Renk Sıcaklığı Color Temperature Température De Couleur (K)	Ölçüler Dimensions (mm)			Ağırlık Weight Poids (kg)	Ambalaj Adedi Packing Quantity Colisage	Adet/20" Konteyner Pcs./20" Conteneur
						a	l	h			
PL10ES12L15C	2x6,8 / 2x6,3	2835 SMD	PCB	2170 / 1800	2700 - 6500	45	565	88	1.3	2	10500
PL10ES13L15C	3x6,8 / 3x6,3	2835 SMD	PCB	3255 / 2700	2700 - 6500	45	845	88	1.8	2	7000
PL10ES14L15C	4x6,8 / 4x6,3	2835 SMD	PCB	4340 / 3600	2700 - 6500	45	1125	88	2.4	2	5250
PL10ES15L15C	5x6,8 / 5x6,3	2835 SMD	PCB	5425 / 4500	2700 - 6500	45	1405	88	3.0	2	4250
PL10ES16L15C	6x6,8 / 6x6,3	2835 SMD	PCB	6510 / 5400	2700 - 6500	45	1685	88	3.8	2	3500
PL10ES17L15C	7x6,8 / 7x6,3	2835 SMD	PCB	7595 / 6300	2700 - 6500	45	1965	88	4.3	2	3000
PL10ES18L15C	8x6,8 / 8x6,3	2835 SMD	PCB	8680 / 7200	2700 - 6500	45	2245	88	4.9	2	2650
PL10ES19L15C	9x6,8 / 9x6,3	2835 SMD	PCB	9765 / 8100	2700 - 6500	45	2525	88	5.8	2	2350
PL10ES10L15C	10x6,8 / 10x6,3	2835 SMD	PCB	10850 / 9000	2700 - 6500	45	2805	88	6.3	2	2200



80° Işık Açısı / 80° Light Beam

50° Işık Açısı / 50° Light Beam



## ELITE DAISY

### LED

#### Sıva Üstü Lensli Aydınlatma Armatürleri

#### Surface Mounted Lighting Fixtures With Lens

#### Luminaire Apparents Avec Lentille

#### UYGULAMA ALANLARI

Alışveriş Merkezleri  
Marketler  
Ofisler  
Toplantı Odaları  
Oturma Odaları  
Bekleme Salonları  
Mağazalar  
Hastaneler  
Okullar  
Koridorlar

#### APPLICATION AREAS

Shopping Malls  
Supermarkets  
Offices  
Meeting rooms  
Living Rooms  
Waiting Rooms  
Stores  
Hospitals  
Schools  
Corridors

#### DOMAINES D'UTILISATION

Centres Commerciaux  
Supermarchés  
Bureaux  
Salles de Réunions  
Salles de Séjour  
Salles D'attente  
Magasins  
Hopitaux  
Ecoles  
Couloirs

#### GÖVDE

Beyaz, gümüş, siyah renk seçenekleri ile zarif tasarıma sahip alüminyum.

#### LENS

50° veya 80° LEDIL lens.

#### KONVERTÖR

ENEC standartlarına uygun, uzun ömürlü sabit akımlı konvertör.

#### LED

50.000 saat ömürlü LUMILEDS / OSRAM / CREE marka LED'li LED modüller.

#### BODY

Anodized aluminum with satin finishing. Black, white and silver color options with elegant design.

#### LENS

50° or 80° LEDIL lens.

#### CONVERTER

Long life, low power loss converter with constant current. With ENEC standards.

#### LED

LED modules with 50,000 hours lifetime LUMILEDS / OSRAM / CREE brand LEDs.

#### CORPS

Corps en aluminium anodisé, satiné. Couleurs blanc, argent et noir disponibles.

#### LENTILLE

LEDIL lentille 50° ou 80°.

#### CONVERTEUR

Convertisseur, conforme aux normes ENEC. Longue vie.

#### LED

Modules LED – Durée de vie 50.000 heures avec LED de marque LUMILEDS / OSRAM / CREE.




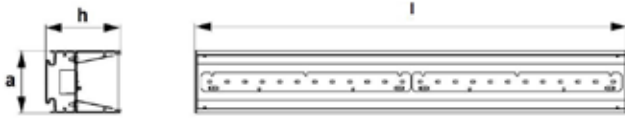
Renk Seçenekleri  
Color Options  
Options de Couleur




LED'li Tip / LED Type / Type LED

Renk Geri Verim Indexi / Color Rendering Index / Indice de Rendu des Couleurs: (CRI): Ra>80

Kod Code	Güç Power Puissance (W)	LED Tipi LED Type Type De LED	LED Modül LED Module Module LED	Işık Akısı Lum. Flux Flux Lum. (lm)	Renk Sıcaklığı Color Temperature Température De Couleur (K)	Ölçüler Dimensions (mm)			Ağırlık Weight Poids (kg)	Ambalaj Adedi Packing Quantity Colisage	Adet/20" Konteyner Pcs./20" Container Pcs./20" Conteneur
						a	l	h			
PL10U12L15C	2x6,8	2835 SMD	PCB	2170	2700 - 6500	45	565	88	1.2	2	10500
PL10U13L15C	3x6,8	2835 SMD	PCB	3255	2700 - 6500	45	845	88	1.7	2	7000
PL10U14L15C	4x6,8	2835 SMD	PCB	4340	2700 - 6500	45	1125	88	2.3	2	5250
PL10U15L15C	5x6,8	2835 SMD	PCB	5425	2700 - 6500	45	1405	88	2.9	2	4250
PL10U16L15C	6x6,8	2835 SMD	PCB	6510	2700 - 6500	45	1685	88	3.5	2	3500
PL10U17L15C	7x6,8	2835 SMD	PCB	7595	2700 - 6500	45	1965	88	4.0	2	3000
PL10U18L15C	8x6,8	2835 SMD	PCB	8680	2700 - 6500	45	2245	88	4.6	2	2650
PL10U19L15C	9x6,8	2835 SMD	PCB	9765	2700 - 6500	45	2525	88	5.2	2	2350
PL10U10L15C	10x6,8	2835 SMD	PCB	10850	2700 - 6500	45	2805	88	5.7	2	2200




80° Işık Açısı / 80° Light Beam



50° Işık Açısı / 50° Light Beam

V / Hz 220 - 240 / 50 - 60

Opsiyonlar	Options	Options
DIM edilebilir elektronik balast yada konvertör. LED'li modeller için acil durum kiti.	Dimmable electronic ballast or convertor. Emergency kit for models with LED	Ballast électronique dimmable ou converteur. Kit d'urgence pour les modèles LED.
NOT	NOTE	NOTE
Belirtilen lümen değerleri LED üzerindeki lümen değerleridir. Belirtilen güç değerleri LED üzerindeki DC güç değerleridir.	Given lumen values are values on LED. Given power values are DC power values on LED.	Les valeurs de lumen données sont les valeurs sur LED. Les valeurs de puissance données sont les valeurs de courant continu puissance sur LED.



## ELITE DAISY SIVA ALTI RECESSED ENCASTRE

### LED

#### Sıva Altı Lensli Aydınlatma Armatürleri

#### Recessed Lighting Fixtures With Lens

#### Luminaires Encastrés Avec Lentille

#### UYGULAMA ALANLARI

Ofisler  
Toplantı Odaları  
Mağazalar  
Hastaneler  
Okullar  
Koridorlar

#### APPLICATION AREAS

Offices  
Meeting rooms  
Stores  
Hospitals  
Schools  
Corridors

#### DOMAINES D'UTILISATION

Bureaux  
Salles de Réunion  
Magasins  
Hopitaux  
Ecoles  
Couloirs

#### GÖVDE

Elektrostatik toz boyalı sac.

#### LENS

50° veya 80° LEDİL lens.

#### KONVERTÖR

ENEC standartlarına uygun, uzun ömürlü sabit akımlı konvertör.

#### LED

50.000 saat ömürlü LUMILEDS / EDISON / NICHIA marka LED'li LED modüller.

#### BODY

Electrostatic powder coated sheetmetal.

#### LENS

50° or 80° LEDİL lens.

#### CONVERTER

Long life, low power loss converter with constant current. Compatible with ENEC standards.

#### LED

LED modules with 50,000 hours lifetime LUMILEDS / EDISON / NICHIA brand LEDs.

#### CORPS

Feuille de métal peinte électrostatiquement.

#### LENTILLE

LEDİL lentille 50° ou 80°.

#### CONVERTEUR

Convertisseur, conforme aux normes ENEC. Longue vie. Perte de puissance faible avec courant constant .

#### LED

Modules LED – Durée de vie 50.000 heures avec LED de marque LUMILEDS / EDISON / NICHIA.

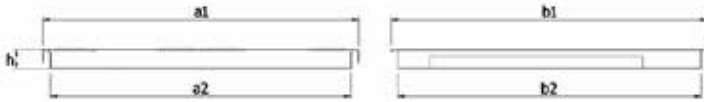





LED'li Tip / LED Type / Type LED

Renk Geri Verim Indexi / Color Rendering Index / Indice de Rendu des Couleurs: (CRI): Ra>80


Kod Code	Güç Power Puissance (W)	LED Tipi LED Type Type De LED	LED Modül LED Module Module LED	Işık Akısı Lum. Flux Flux Lum. (lm)	Renk Sıcaklığı Color Temperature Température De Couleur (K)	Ölçüler Dimensions (mm)					Ağırlık Weight Poids (kg)	Ambalaj Adedi Packing Quantity Colisage	Adet/20" Konteyner Pcs./20" Container Pcs./20" Conteneur
						a1	a2	b1	b2	h			
PL10A21E15C	2x6,8	2835 SMD	PCB	2170	2700 - 6500	295	275	595	575	23	2.5	4	1100
PL10A22E15C	4x6,8	2835 SMD	PCB	4340	2700 - 6500	295	275	1195	1175	23	2.5	2	575
PL10A41E15C	4x6,8	2835 SMD	PCB	4340	2700 - 6500	595	575	595	575	23	2.5	2	570



V / Hz 220 - 240 / 50 - 60




80° Işık Açısı / 80° Light Beam



50° Işık Açısı / 50° Light Beam

Opsiyonlar	Options	Options
DIM edilebilir elektronik balast yada konvertör. LED'li modeller için acil durum kiti.	Dimmable electronic ballast or convertor. Emergency kit for models with LED	Ballast électronique dimmable ou converteur. Kit d'urgence pour les modèles LED.
NOT	NOTE	NOTE
Belirtilen lümen değerleri LED üzerindeki lümen değerleridir.  Belirtilen güç değerleri LED üzerindeki DC güç değerleridir.	Given lumen values are values on LED.  Given power values are DC power values on LED.	Les valeurs de lumen données sont les valeurs sur LED.  Les valeurs de puissance données sont les valeurs de courant continu puissance sur LED.



## ELITE LINDA

### LED

#### Sarkıt Lensli Aydınlatma Armatürleri

#### Suspended Lighting Fixtures With Lens

#### Luminaire suspendus Avec Lentille

#### UYGULAMA ALANLARI

Alışveriş Merkezleri  
Marketler  
Ofisler  
Toplantı Odaları  
Oturma Odaları  
Bekleme Salonları  
Mağazalar  
Hastaneler  
Okullar  
Koridorlar

#### APPLICATION AREAS

Shopping Malls  
Supermarkets  
Offices  
Meeting rooms  
Living Rooms  
Waiting Rooms  
Stores  
Hospitals  
Schools  
Corridors

#### DOMAINES D'UTILISATION

Centres Commerciaux  
Supermarchés  
Bureaux  
Salles de Réunions  
Salles de Séjour  
Salles D'attente  
Magasins  
Hopitaux  
Ecoles  
Couloirs

#### GÖVDE

Beyaz, gümüş, siyah renk seçenekleri ile zarif tasarıma sahip alüminyum.

#### LENS

Farklı açılarda LEDİL lens.

#### KONVERTÖR

ENEC standartlarına uygun, uzun ömürlü sabit akımlı konvertör.

#### LED

50.000 saat ömürlü LUMILEDS / OSRAM / CREE marka LED'li LED modüller.

#### ASKI

1mm çelik tel, şeffaf kablo ve bağlantı kutusu.

#### BODY

Anodized aluminum with satin finishing. Black, white and silver color options with elegant design.

#### LENS

LEDİL lens with various angles.

#### CONVERTER

Long life, low power loss converter with constant current. With ENEC standards.

#### LED

LED modules with 50,000 hours lifetime LUMILEDS / OSRAM / CREE brand LEDs.

#### SUSPENSION

1mm steel wire suspension supplied with transparent electric cord and junction box.

#### CORPS

Corps en aluminium anodisé, satiné. Couleurs blanc, argent et noir disponibles.

#### LENTILLE

Lentille LEDİL avec différents angles.

#### CONVERTEUR

Convertisseur, conforme aux normes ENEC. Longue vie.

#### LED

Modules LED – Durée de vie 50.000 heures avec LED de marque LUMILEDS / OSRAM / CREE.

#### SYSTEME DE FIXATION

Fil en acier de 1mm. Cordon électrique transparent et une boîte de jonction.

NOT	NOTE	NOTE
Belirtilen lümen değerleri LED üzerindeki lümen değerleridir.	Given lumen values are values on LED.	Les valeurs de lumen données sont les valeurs sur LED.
Belirtilen güç değerleri LED üzerindeki DC güç değerleridir.	Given power values are DC power values on LED.	Les valeurs de puissance données sont les valeurs de courant continu puissance sur LED.

V / Hz	220 - 240 / 50 - 60	
<b>Opsiyonlar</b>	<b>Options</b>	<b>Options</b>
DIM edilebilir konvertör.	Dimmable converter.	Convertisseur dimmable.
Acil durum kiti.	Emergency kit.	Kit d'urgence.

Renk Seçenekleri  
Color Options  
Options de Couleur



LED'li Tip / LED Type / Type LED

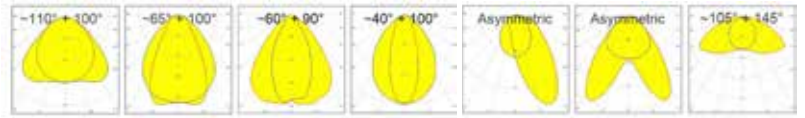
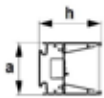
Renk Geri Verim Indexi / Color Rendering Index / Indice de Rendu des Couleurs: (CRI): Ra>80

Kod Code	Güç Power Puissance (W)	LED Tipi LED Type Type De LED	LED Modül LED Module Module LED	Işık Akısı Lum. Flux Flux Lum. (lm)	Renk Sıcaklığı Color Temperature Température De Couleur (K)	Ölçüler Dimensions (mm)			Ağırlık Weight Poids (kg)	Ambalaj Adedi Packing Quantity Colisage	Adet/20" Konteyner Pcs./20" Container Pcs./20" Conteneur
						a	l	h			
PL16S12L13C	2x6,8	2835 SMD	PCB	2000	2700 - 6500	45	565	88	1.2	2	10500
PL16S13L13C	3x6,8	2835 SMD	PCB	3000	2700 - 6500	45	845	88	1.7	2	7000
PL16S14L13C	4x6,8	2835 SMD	PCB	4000	2700 - 6500	45	1125	88	2.3	2	5250
PL16S15L13C	5x6,8	2835 SMD	PCB	5000	2700 - 6500	45	1405	88	2.9	2	4250
PL16S16L13C	6x6,8	2835 SMD	PCB	6000	2700 - 6500	45	1685	88	3.5	2	3500
PL16S17L13C	7x6,8	2835 SMD	PCB	7000	2700 - 6500	45	1965	88	4.0	2	3000
PL16S18L13C	8x6,8	2835 SMD	PCB	8000	2700 - 6500	45	2245	88	4.6	2	2650
PL16S19L13C	9x6,8	2835 SMD	PCB	9000	2700 - 6500	45	2525	88	5.2	2	2350
PL16S10L13C	10x6,8	2835 SMD	PCB	10000	2700 - 6500	45	2805	88	5.7	2	2200


In-Direct LED'li Tip / LED Type / Type LED

Renk Geri Verim Indexi / Color Rendering Index / Indice de Rendu des Couleurs: (CRI): Ra>80

Kod Code	Güç Power Puissance (W)	LED Tipi LED Type Type De LED	LED Modül LED Module Module LED	Işık Akısı Lum. Flux Flux Lum. (lm)	Renk Sıcaklığı Color Temperature Température De Couleur (K)	Ölçüler Dimensions (mm)			Ağırlık Weight Poids (kg)	Ambalaj Adedi Packing Quantity Colisage	Adet/20" Konteyner Pcs./20" Container Pcs./20" Conteneur
						a	l	h			
PL16ES12L13C	2x6,8 / 2x6,8	2835 SMD	PCB	2000 / 2000	2700 - 6500	45	565	88	1.2	2	10500
PL16ES13L13C	3x6,8 / 3x6,8	2835 SMD	PCB	3000 / 3000	2700 - 6500	45	845	88	1.7	2	7000
PL16ES14L13C	4x6,8 / 4x6,8	2835 SMD	PCB	4000 / 4000	2700 - 6500	45	1125	88	2.8	2	5250
PL16ES15L13C	5x6,8 / 5x6,8	2835 SMD	PCB	5000 / 5000	2700 - 6500	45	1405	88	3.4	2	4250
PL16ES16L13C	6x6,8 / 6x6,8	2835 SMD	PCB	6000 / 6000	2700 - 6500	45	1685	88	3.9	2	3500
PL16ES17L13C	7x6,8 / 7x6,8	2835 SMD	PCB	7000 / 7000	2700 - 6500	45	1965	88	4.5	2	3000
PL16ES18L13C	8x6,8 / 8x6,8	2835 SMD	PCB	8000 / 8000	2700 - 6500	45	2245	88	5.1	2	2650
PL16ES19L13C	9x6,8 / 9x6,8	2835 SMD	PCB	9000 / 9000	2700 - 6500	45	2525	88	5.7	2	2350
PL16ES10L13C	10x6,8 / 10x6,8	2835 SMD	PCB	10000 / 10000	2700 - 6500	45	2805	88	6.2	2	2200



Işık Dağılımları / Light Distribution



## ELITE LINNEA GC

### LED

#### Sarkıt Lensli Aydınlatma Armatürleri

#### Suspended Lighting Fixtures With Lens

#### Luminaire suspendus Avec Lentille

#### UYGULAMA ALANLARI

Alışveriş Merkezleri  
Marketler  
Ofisler  
Toplantı Odaları  
Oturma Odaları  
Bekleme Salonları  
Mağazalar  
Hastaneler  
Okullar  
Koridorlar

#### APPLICATION AREAS

Shopping Malls  
Supermarkets  
Offices  
Meeting rooms  
Living Rooms  
Waiting Rooms  
Stores  
Hospitals  
Schools  
Corridors

#### DOMAINES D'UTILISATION

Centres Commerciaux  
Supermarchés  
Bureaux  
Salles de Réunions  
Salles de Séjour  
Salles D'attente  
Magasins  
Hopitaux  
Ecoles  
Couloirs

#### GÖVDE

Zarif tasarıma sahip alüminyum gövde.

#### LENS

60°, 90° veya 30+60° LEDIL lens.

#### KONVERTÖR

ENEC standartlarına uygun, uzun ömürlü sabit akımlı konvertör.

#### LED

50.000 saat ömürlü LUMILEDS / OSRAM / CREE marka LED'li LED modüller.

#### ASKI

1mm çelik tel, şeffaf kablo ve bağlantı kutusu.

#### BODY

Anodized aluminum body with satin finishing.

#### LENS

60°, 90° or 30+60° LEDIL lens.

#### CONVERTER

Long life, low power loss converter with constant current. Compatible with ENEC standards.

#### LED

LED modules with 50,000 hours lifetime LUMILEDS / OSRAM / CREE brand LEDs.

#### SUSPENSION

1mm steel wire suspension supplied with transparent electric cord and junction box.

#### CORPS

Corps en aluminium anodisé, satiné.

#### LENTILLE

LEDIL lentille 60°, 90° ou 30+60°.

#### CONVERTEUR

Convertisseur, conforme aux normes ENEC. Longue vie. Perte de puissance faible avec courant constant.

#### LED

Modules LED – Durée de vie 50.000 heures avec LED de marque LUMILEDS / OSRAM / CREE.

#### SYSTEME DE FIXATION

Fil en acier de 1mm. Cordon électrique transparent et une boîte de jonction.

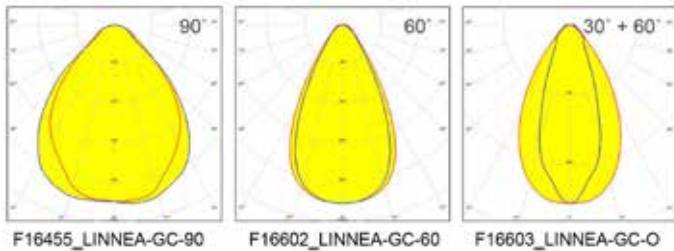
Renk Seçenekleri  
Color Options  
Options de Couleur



LED'li Tip / LED Type / Type LED

Renk Geri Verim Indexi / Color Rendering Index / Indice de Rendu des Couleurs: (CRI): Ra>80

Kod Code	Güç Power Puissance (W)	LED Tipi LED Type Type De LED	LED Modül LED Module Module LED	Işık Akısı Lum. Flux Flux Lum. (lm)	Renk Sıcaklığı Color Temperature Température De Couleur (K)	Ölçüler Dimensions (mm) a l h			Ağırlık Weight Poids (kg)	Ambalaj Adedi Packing Quantity Colisage	Adet/20" Konteyner Pcs./20" Container Pcs./20" Conteneur
PL22S12L15C	2x10,5	2835 SMD	PCB	2890	2700 - 6500	116	565	82	1.3	2	2000
PL22S13L15C	3x10,5	2835 SMD	PCB	4335	2700 - 6500	116	845	82	1.7	2	1350
PL22S14L15C	4x10,5	2835 SMD	PCB	5780	2700 - 6500	116	1125	82	2.1	2	1000
PL22S15L15C	5x10,5	2835 SMD	PCB	7225	2700 - 6500	116	1405	82	2.5	2	800
PL22S16L15C	6x10,5	2835 SMD	PCB	8670	2700 - 6500	116	1685	82	3.0	2	675



Işık Dağılımları / Light Distribution

V / Hz 220 - 240 / 50 - 60

Opsiyonlar	Options	Options
DIM edilebilir elektronik balast yada konvertör. LED`li modeller için acil durum kit.	Dimmable electronic ballast or convertor. Emergency kit for models with LED	Ballast électronique dimmable ou converteur. Kit d`urgence pour les modèles LED.
NOT	NOTE	NOTE
Belirtilen lümen değerleri LED üzerindeki lümen değerleridir.	Given lumen values are values on LED.	Les valeurs de lumen données sont les valeurs sur LED.
Belirtilen güç değerleri LED üzerindeki DC güç değerleridir.	Given power values are DC power values on LED.	Les valeurs de puissance données sont les valeurs de courant continu puissance sur LED.

# fibreLED

LED Lighting Specialists

 pamir<sup>®</sup>  
aydinlatma



**PRIZMA**

# PRİZMA

## LED

### Sarkıt 2X Buzlu Difüzörlü Aydınlatma Armatürleri

### Suspended 2X Lighting Fixtures With Frosted Diffuser

### Luminaire Suspendus 2X Avec Diffuseur Givré

#### UYGULAMA ALANLARI

Ofisler  
Toplantı Odaları  
Mağazalar  
Hastaneler  
Okullar  
Koridorlar

#### APPLICATION AREAS

Offices  
Meeting rooms  
Stores  
Hospitals  
Schools  
Corridors

#### DOMAINES D'UTILISATION

Bureaux  
Salles de Réunion  
Magasins  
Hopitaux  
Ecoles  
Couloirs

#### GÖVDE

Beyaz, gümüş, siyah renk seçenekleri ile ince (32mm) zarif tasarıma sahip alüminyum.

#### DİFÜZÖR

UV korumalı buzlu difüzör.

#### KONVERTÖR

ENEC standartlarına uygun, uzun ömürlü sabit akımlı konvertör.

#### LED

50.000 saat ömürlü LUMILEDS / OSRAM / NICHIA marka LED'li LED modüller.

#### ASKI

1mm çelik örgü tel ve nikel kaplamalı pirinç parçalardan mamul, askı boyu ayarlanabilir, şeffaf elektrik kablosu ve tavana monte edilen estetik tasarıma sahip elektrik bağıntı kutusu ile birlikte.

#### BODY

Anodized aluminum with satin finishing. Black, white and silver color options with thin (32mm) elegant design.

#### DIFFUSER

UV stabilized frosted diffuser.

#### CONVERTER

Long life, low power loss converter with constant current. Compatible with ENEC standards.

#### LED

LED modules with 50,000 hours lifetime LUMILEDS / OSRAM / NICHIA brand LEDs.

#### SUSPENSION

Composed of 1mm steel wire rope and nickel-plated brass components. Suspension height is adjustable. Supplied with transparent electric cord and ceiling mounted electrical junction box with aesthetic design.

#### CORPS

Corps en aluminium anodisé, satiné. Design élégant. Couleurs blanc, argent et noir disponibles. Epaisseur 32 mm.

#### DIFFUSEUR

Diffuseur givré. Anti UV.

#### CONVERTEUR

Convertisseur, conforme aux normes ENEC. Longue vie. Perte de puissance faible avec courant constant.

#### LED

Modules LED – Durée de vie 50.000 heures avec LED de marque LUMILEDS / OSRAM / NICHIA.

#### SYSTEME DE FIXATION

Composé d'un fil en acier de 1mm, de composants en laiton nickelés. Livré avec un cordon électrique transparent et une boîte de jonction électrique à fixer au plafond. Hauteur de fixation réglable.



LED




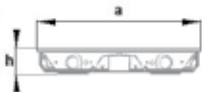
Renk Seçenekleri  
Color Options  
Options de Couleur



LED'li Tip / LED Type / Type LED

Renk Geri Verim Indexi / Color Rendering Index / Indice de Rendu des Couleurs: (CRI): Ra&gt;80

Kod Code	Güç Power Puissance (W)	LED Tipi LED Type Type De LED	LED Modül LED Module Module LED	Işık Akısı Lum. Flux Flux Lum. (lm)	Renk Sıcaklığı Color Temperature Température De Couleur (K)	Ölçüler Dimensions (mm)			Ağırlık Weight Poids (kg)	Ambalaj Adedi Packing Quantity Colisage	Adet/20" Konteyner Pcs./20" Container Pcs./20" Conteneur
						a	b	h			
PL4S22L15C	4x6,3	2835 SMD	PCB	3600	2700 - 6500	222	615	32	2.6	2	2330
PL4S23L15C	6x6,3	2835 SMD	PCB	5400	2700 - 6500	222	895	32	3.3	2	1630
PL4S24L15C	8x6,3	2835 SMD	PCB	7200	2700 - 6500	222	1172	32	4.0	2	1250
PL4S25L15C	10x6,3	2835 SMD	PCB	9000	2700 - 6500	222	1455	32	4.8	2	1000



V / Hz 220 - 240 / 50 - 60

Opsiyonlar	Options	Options
DIM edilebilir elektronik balast yada konvertör. LED`li modeller için acil durum kiti.	Dimmable electronic ballast or convertor. Emergency kit for models with LED	Ballast électronique dimmable ou converteur. Kit d`urgence pour les modèles LED.
NOT	NOTE	NOTE
Belirtilen lümen değerleri LED üzerindeki lümen değerleridir.	Given lumen values are values on LED.	Les valeurs de lumen données sont les valeurs sur LED.
Belirtilen güç değerleri LED üzerindeki DC güç değerleridir.	Given power values are DC power values on LED.	Les valeurs de puissance données sont les valeurs de courant continu puissance sur LED.

# PRİZMA

## LED

### Sıva Üstü 2X Buzlu Difüzlü Aydınlatma Armatürleri

### Surface Mounted 2X Lighting Fixtures With Frosted Diffuser

### Luminaire Apparents 2X Avec Diffuseur Givré

#### UYGULAMA ALANLARI

Ofisler  
Toplantı Odaları  
Mağazalar  
Hastaneler  
Okullar  
Koridorlar

#### APPLICATION AREAS

Offices  
Meeting rooms  
Stores  
Hospitals  
Schools  
Corridors

#### DOMAINES D'UTILISATION

Bureaux  
Salles de Réunion  
Magasins  
Hopitaux  
Ecoles  
Couloirs

#### GÖVDE

Beyaz, gümüş, siyah renk seçenekleri ile ince (32mm) zarif tasarıma sahip alüminyum.

#### DİFÜZÖR

UV korumalı buzlu difüzör.

#### KONVERTÖR

ENEC standartlarına uygun, uzun ömürlü sabit akımlı konvertör.

#### LED

50.000 saat ömürlü LUMILEDS / OSRAM / NICHIA marka LED'li LED modüller.

#### BODY

Anodized aluminum with satin finishing. Black, white and silver color options with thin (32mm) elegant design.

#### DIFFUSER

UV stabilized frosted diffuser.

#### CONVERTER

Long life, low power loss converter with constant current. Compatible with ENEC standards.

#### LED

LED modules with 50,000 hours lifetime LUMILEDS / OSRAM / NICHIA LEDs.

#### CORPS

Corps en aluminium anodisé, satiné. Design élégant. Couleurs blanc, argent et noir disponibles. Epaisseur 32 mm.

#### DIFFUSEUR

Diffuseur givré. Anti UV.

#### CONVERTEUR

Convertisseur, conforme aux normes ENEC. Longue vie. Perte de puissance faible avec courant constant.

#### LED

Modules LED – Durée de vie 50.000 heures avec LED de marque LUMILEDS / OSRAM / NICHIA.


Renk Seçenekleri  
Color Options  
Options de Couleur



LED'li Tip / LED Type / Type LED

Renk Geri Verim Indexi / Color Rendering Index / Indice de Rendu des Couleurs: (CRI): Ra>80

Kod Code	Güç Power Puissance (W)	LED Tipi LED Type Type De LED	LED Modül LED Module Module LED	Işık Akısı Lum. Flux Flux Lum. (lm)	Renk Sıcaklığı Color Temperature Température De Couleur (K)	Ölçüler Dimensions (mm)			Ağırlık Weight Poids (kg)	Ambalaj Adedi Packing Quantity Colisage	Adet/20" Konteyner Pcs./20" Container Pcs./20" Conteneur
						a	b	h			
PL4U22L15C	4x6,3	2835 SMD	PCB	3600	2700 - 6500	222	615	32	2.6	4	2330
PL4U23L15C	6x6,3	2835 SMD	PCB	5400	2700 - 6500	222	895	32	3.3	2	1620
PL4U24L15C	8x6,3	2835 SMD	PCB	7200	2700 - 6500	222	1172	32	4.0	2	1250
PL4U25L15C	10x6,3	2835 SMD	PCB	9000	2700 - 6500	222	1455	32	4.8	2	1010



V / Hz 220 - 240 / 50 - 60

Opsiyonlar	Options	Options
DIM edilebilir elektronik balast yada konvertör. LED'li modeller için acil durum kiti.	Dimmable electronic ballast or convertor. Emergency kit for models with LED	Ballast électronique dimmable ou converteur. Kit d'urgence pour les modèles LED.
NOT	NOTE	NOTE
Belirtilen lümen değerleri LED üzerindeki lümen değerleridir.  Belirtilen güç değerleri LED üzerindeki DC güç değerleridir.	Given lumen values are values on LED.  Given power values are DC power values on LED.	Les valeurs de lumen données sont les valeurs sur LED.  Les valeurs de puissance données sont les valeurs de courant continu puissance sur LED.



## PRİZMA

### LED

#### Sıva Üstü 4X Buzlu Difüzörlü Aydınlatma Armatürleri

#### Surface Mounted 4X Lighting Fixtures With Frosted Diffuser

#### Luminaires Apparents 4X Avec Diffuseur Givré

#### UYGULAMA ALANLARI

Ofisler  
Toplantı Odaları  
Mağazalar  
Hastaneler  
Okullar  
Koridorlar

#### APPLICATION AREAS

Offices  
Meeting rooms  
Stores  
Hospitals  
Schools  
Corridors

#### DOMAINES D'UTILISATION

Bureaux  
Salles de Réunion  
Magasins  
Hopitaux  
Ecoles  
Couloirs

#### GÖVDE

Beyaz, gümüş, siyah renk seçenekleri ile ince (32mm) zarif tasarıma sahip alüminyum.

#### DİFÜZÖR

UV korumalı buzlu difüzör.

#### KONVERTÖR

ENEC standartlarına uygun, uzun ömürlü sabit akımlı konvertör.

#### LED

50.000 saat ömürlü LUMILEDS / OSRAM / NICHIA marka LED'li LED modüller.

#### BODY

Anodized aluminum with satin finishing. Black, white and silver color options with thin (32mm) elegant design.

#### DIFFUSER

UV stabilized frosted diffuser.

#### CONVERTER

Long life, low power loss converter with constant current. Compatible with ENEC standards.

#### LED

LED modules with 50,000 hours lifetime LUMILEDS / OSRAM / NICHIA brand LEDs.

#### CORPS

Corps en aluminium anodisé, satiné. Design élégant. Couleurs blanc, argent et noir disponibles. Epaisseur 32 mm.

#### DIFFUSEUR

Diffuseur givré. Anti UV.

#### CONVERTEUR

Convertisseur, conforme aux normes ENEC. Longue vie. Perte de puissance faible avec courant constant.

#### LED

Modules LED – Durée de vie 50.000 heures avec LED de marque LUMILEDS / OSRAM / NICHIA.


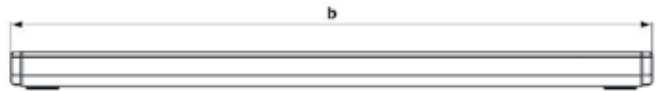
Renk Seçenekleri  
Color Options  
Options de Couleur



LED'li Tip / LED Type / Type LED

Renk Geri Verim Indexi / Color Rendering Index / Indice de Rendu des Couleurs: (CRI): Ra>80

Kod Code	Güç Power Puissance (W)	LED Tipi LED Type Type De LED	LED Modül LED Module Module LED	Işık Akısı Lum. Flux Flux Lum. (lm)	Renk Sıcaklığı Color Temperature Température De Couleur (K)	Ölçüler Dimensions (mm)			Ağırlık Weight Poids (kg)	Ambalaj Adedi Packing Quantity Colisage	Adet/20" Konteyner Pcs./20" Container Pcs./20" Conteneur
						a	b	h			
PL4U42L15C	8x6,3	2835 SMD	PCB	7200	2700 - 6500	388	645	32	3.2	2	1370
PL4U43L15C	12x6,3	2835 SMD	PCB	10800	2700 - 6500	388	925	32	4.5	2	970
PL4U44L15C	16x6,3	2835 SMD	PCB	14400	2700 - 6500	388	1206	32	5.9	2	750
PL4U45L15C	20x6,3	2835 SMD	PCB	18000	2700 - 6500	388	1486	32	7.2	2	600



V / Hz 220 - 240 / 50 - 60

Opsiyonlar	Options	Options
DIM edilebilir elektronik balast yada konvertör. LED`li modeller için acil durum kiti.	Dimmable electronic ballast or convertor. Emergency kit for models with LED	Ballast électronique dimmable ou converteur. Kit d`urgence pour les modèles LED.
NOT	NOTE	NOTE
Belirtilen lümen değerleri LED üzerindeki lümen değerleridir.  Belirtilen güç değerleri LED üzerindeki DC güç değerleridir.	Given lumen values are values on LED.  Given power values are DC power values on LED.	Les valeurs de lumen données sont les valeurs sur LED.  Les valeurs de puissance données sont les valeurs de courant continu puissance sur LED.

**fibreLED**  
LED Lighting Specialists

 **pamir**<sup>®</sup>  
aydinlatma



**VEGA**



## KARE VEGA

### LED

#### Sarkıt Buzlu Difüzörlü Aydınlatma Armatürleri

#### Suspended Lighting Fixtures With Frosted Diffuser

#### Luminaire Suspendus Avec Diffuseur Givré

#### UYGULAMA ALANLARI

Alışveriş Merkezleri  
Marketler  
Ofisler  
Toplantı odaları  
Mağazalar  
Hastaneler  
Okullar  
Koridorlar

#### APPLICATION AREAS

Shopping Malls  
Supermarkets  
Offices  
Meeting rooms  
Stores  
Hospitals  
Schools  
Corridors

#### DOMAINES D'UTILISATION

Centres Commerciaux  
Supermarchés  
Bureaux  
Salles de Réunion  
Magasins  
Hopitaux  
Ecoles  
Couloirs

#### GÖVDE

Beyaz, gümüş, siyah renk seçenekleri ile zarif tasarıma sahip alüminyum.

#### DİFÜZÖR

UV korumalı buzlu difüzör.

#### KONVERTÖR

ENEC standartlarına uygun, uzun ömürlü sabit akımlı konvertör.

#### LED

50.000 saat ömürlü LUMILEDS / OSRAM / NICHIA marka LED'li LED modüller.

#### ASKI

1mm çelik örgü tel ve nikel kaplamalı pirinç parçalardan mamul, askı boyu ayarlanabilir, şeffaf elektrik kablosu ve tavana monte edilen estetik tasarıma sahip elektrik bağlantı kutusu ile birlikte.

#### BODY

Anodized aluminum with satin finishing. Black, white and silver color options with elegant design.

#### DIFFUSER

UV stabilized frosted diffuser.

#### CONVERTER

Long life, low power loss converter with constant current. Compatible with ENEC standards.

#### LED

LED modules with 50,000 hours lifetime LUMILEDS / OSRAM / NICHIA brand LEDs.

#### SUSPENSION

Composed of 1mm steel wire rope and nickel-plated brass components. Suspension height is adjustable. Supplied with transparent electric cord and ceiling mounted electrical junction box with aesthetic design.

#### CORPS

Corps en aluminium anodisé, satiné. Design élégant. Couleurs blanc, argent et noir disponibles.

#### DIFFUSEUR

Diffuseur givré. Anti UV.

#### CONVERTEUR

Convertisseur, conforme aux normes ENEC. Longue vie. Perte de puissance faible avec courant constant.

#### LED

Modules LED – Durée de vie 50.000 heures avec LED de marque LUMILEDS / OSRAM / NICHIA.

#### SYSTEME DE FIXATION

Composé d'un fil en acier de 1mm, de composants en laiton nickelés. Livré avec un cordon électrique transparent et une boîte de jonction électrique à fixer au plafond. Hauteur de fixation réglable.




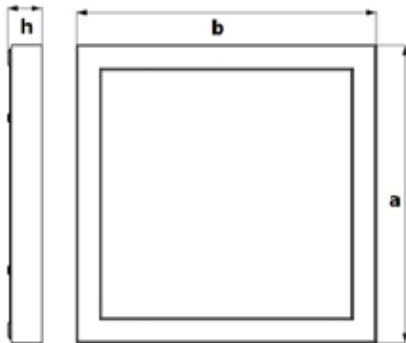
Renk Seçenekleri  
Color Options  
Options de Couleur



LED'li Tip / LED Type / Type LED


Renk Geri Verim Indexi / Color Rendering Index / Indice de Rendu des Couleurs: (CRI): Ra>80

Kod Code	Güç Power Puissance (W)	LED Tipi LED Type Type De LED	LED Modül LED Module Module LED	Işık Akısı Lum. Flux Flux Lum. (lm)	Renk Sıcaklığı Color Temperature Température De Couleur (K)	Ölçüler Dimensions (mm)			Ağırlık Weight Poids (kg)	Ambalaj Adedi Packing Quantity Colisage	Adet/20" Konteyner Pcs./20" Conteneur
						a	b	h			
PL7SK22L15C	8x6,3	2835 SMD	PCB	7200	2700 - 6500	640	640	99	5.5	1	420
PL7SK33L15C	12x6,3	2835 SMD	PCB	10800	2700 - 6500	921	921	99	8.1	1	210
PL7SK44L15C	16x6,3	2835 SMD	PCB	14400	2700 - 6500	1201	1201	99	10.2	1	125
PL7SK55L15C	20x6,3	2835 SMD	PCB	18000	2700 - 6500	1482	1482	99	13.3	1	85
PL7SK66L15C	24x6,3	2835 SMD	PCB	21600	2700 - 6500	1763	1763	99	15.6	1	75
PL7SK88L15C	32x6,3	2835 SMD	PCB	28800	2700 - 6500	2325	2325	99	17.9	1	50
PL7SK23L15C	10x6,3	2835 SMD	PCB	9000	2700 - 6500	640	921	99	6.8	1	296
PL7SK24L15C	12x6,3	2835 SMD	PCB	10800	2700 - 6500	640	1201	99	7.9	1	230
PL7SK34L15C	14x6,3	2835 SMD	PCB	12600	2700 - 6500	921	1201	99	9.2	1	162
PL7SK35L15C	16x6,3	2835 SMD	PCB	14400	2700 - 6500	921	1482	99	10.2	1	132



V / Hz 220 - 240 / 50 - 60

Opsiyonlar	Options	Options
DIM edilebilir elektronik balast yada konvertör. LED'li modeller için acil durum kiti.	Dimmable electronic ballast or convertor. Emergency kit for models with LED	Ballast électronique dimmable ou converteur. Kit d'urgence pour les modèles LED.
NOT	NOTE	NOTE
Belirtilen lümen değerleri LED üzerindeki lümen değerleridir.	Given lumen values are values on LED.	Les valeurs de lumen données sont les valeurs sur LED.
Belirtilen güç değerleri LED üzerindeki DC güç değerleridir.	Given power values are DC power values on LED.	Les valeurs de puissance données sont les valeurs de courant continu puissance sur LED.



## KARE VEGA

### LED

Sıva Üstü Buzlu Difüzlü Aydınlatma Armatürleri

Surface Mounted Lighting Fixtures With Frosted Diffuser

Luminaire Apparents Avec Diffuseur Givré

#### UYGULAMA ALANLARI

Alışveriş Merkezleri  
Marketler  
Ofisler  
Toplantı odaları  
Mağazalar  
Hastaneler  
Okullar  
Koridorlar

#### APPLICATION AREAS

Shopping Malls  
Supermarkets  
Offices  
Meeting rooms  
Stores  
Hospitals  
Schools  
Corridors

#### DOMAINES D'UTILISATION

Centres Commerciaux  
Supermarchés  
Bureaux  
Salles de Réunion  
Magasins  
Hopitaux  
Ecoles  
Coulloirs

#### GÖVDE

Beyaz, gümüş, siyah renk seçenekleri ile zarif tasarıma sahip alüminyum.

#### DİFÜZÖR

UV korumalı buzlu difüzör.

#### KONVERTÖR

ENEC standartlarına uygun, uzun ömürlü sabit akımlı konvertör.

#### LED

50.000 saat ömürlü LUMILEDS / OSRAM / NICHIA marka LED'li LED modüller.

#### BODY

Anodized aluminum with satin finishing. Black, white and silver color options with elegant design.

#### DIFFUSER

UV stabilized frosted diffuser.

#### CONVERTER

Long life, low power loss converter with constant current. Compatible with ENEC standards.

#### LED

LED modules with 50,000 hours lifetime LUMILEDS / OSRAM / NICHIA brand LEDs.

#### CORPS

Corps en aluminium anodisé, satiné. Design élégant. Couleurs blanc, argent et noir disponibles.

#### DIFFUSEUR

Diffuseur givré. Anti UV.

#### CONVERTEUR

Convertisseur, conforme aux normes ENEC. Longue vie. Perte de puissance faible avec courant constant.

#### LED

Modules LED – Durée de vie 50.000 heures avec LED de marque LUMILEDS / OSRAM / NICHIA.

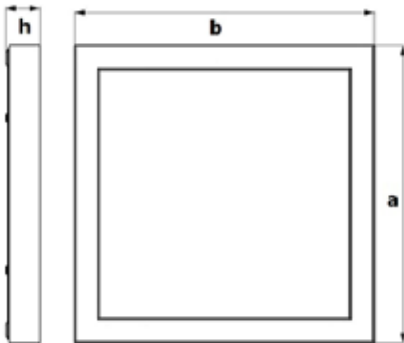
Renk Seçenekleri  
Color Options  
Options de Couleur



LED'li Tip / LED Type / Type LED

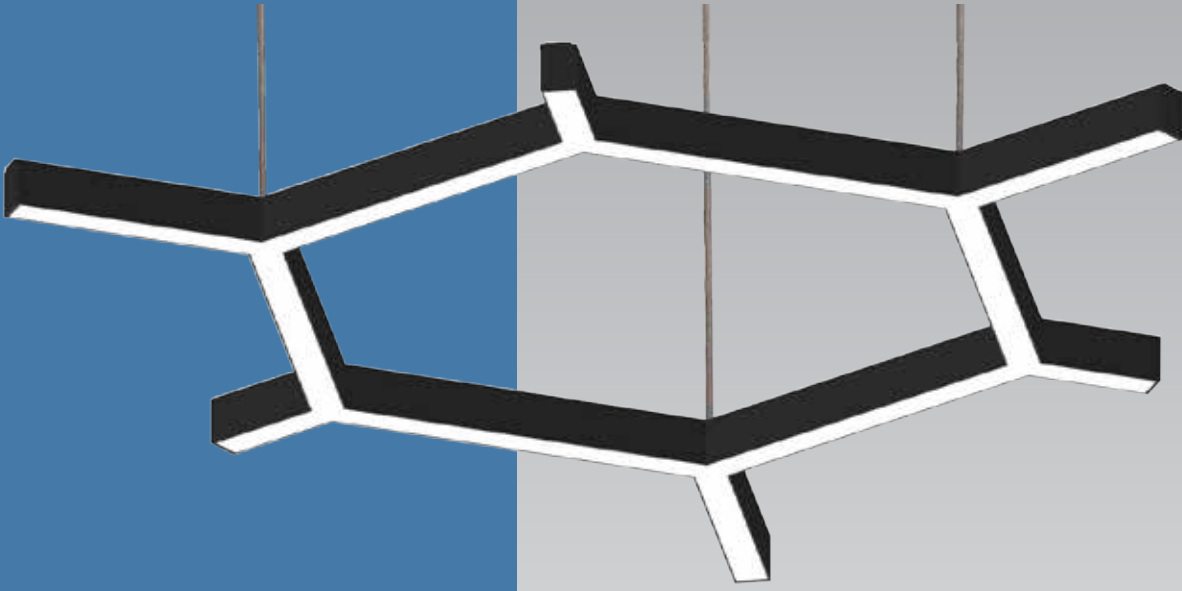
Renk Geri Verim Indexi / Color Rendering Index / Indice de Rendu des Couleurs: (CRI): Ra>80

Kod Code	Güç Power Puissance (W)	LED Tipi LED Type Type De LED	LED Modül LED Module Module LED	Işık Akısı Lum. Flux Flux Lum. (lm)	Renk Sıcaklığı Color Temperature Température De Couleur (K)	Ölçüler Dimensions (mm) a b h			Ağırlık Weight Poids (kg)	Ambalaj Adedi Packing Quantity Colisage	Adet/20" Konteyner Pcs./20" Conteneur
PL7UK22L15C	8x6,3	2835 SMD	PCB	7200	2700 - 6500	640	640	99	5.5	1	420
PL7UK33L15C	12x6,3	2835 SMD	PCB	10800	2700 - 6500	921	921	99	8.1	1	210
PL7UK44L15C	16x6,3	2835 SMD	PCB	14400	2700 - 6500	1201	1201	99	10.2	1	125
PL7UK55L15C	20x6,3	2835 SMD	PCB	18000	2700 - 6500	1482	1482	99	13.3	1	85
PL7UK66L15C	24x6,3	2835 SMD	PCB	21600	2700 - 6500	1763	1763	99	15.6	1	75
PL7UK88L15C	32x6,3	2835 SMD	PCB	28800	2700 - 6500	2325	2325	99	17.9	1	50
PL7UK23L15C	10x6,3	2835 SMD	PCB	9000	2700 - 6500	640	921	99	6.8	1	296
PL7UK24L15C	12x6,3	2835 SMD	PCB	10800	2700 - 6500	640	1201	99	7.9	1	230
PL7UK34L15C	14x6,3	2835 SMD	PCB	12600	2700 - 6500	921	1201	99	9.2	1	162
PL7UK35L15C	16x6,3	2835 SMD	PCB	14400	2700 - 6500	921	1482	99	10.2	1	132



V / Hz 220 - 240 / 50 - 60

Opsiyonlar	Options	Options
DIM edilebilir elektronik balast yada konvertör. LED`li modeller için acil durum kiti.	Dimmable electronic ballast or convertor. Emergency kit for models with LED	Ballast électronique dimmable ou converteur. Kit d`urgence pour les modèles LED.
NOT	NOTE	NOTE
Belirtilen lümen değerleri LED üzerindeki lümen değerleridir.	Given lumen values are values on LED.	Les valeurs de lumen données sont les valeurs sur LED.
Belirtilen güç değerleri LED üzerindeki DC güç değerleridir.	Given power values are DC power values on LED.	Les valeurs de puissance données sont les valeurs de courant continu puissance sur LED.



## VEGA LOUNGE

### LED

#### Sarkıt Buzlu Difüzörlü Aydınlatma Armatürleri

#### Suspended Lighting Fixtures With Frosted Diffuser

#### Luminaire suspendus Avec Diffuseur Givré

#### UYGULAMA ALANLARI

Alışveriş Merkezleri  
Marketler  
Ofisler  
Toplantı odaları  
Mağazalar  
Hastaneler  
Okullar  
Koridorlar

#### APPLICATION AREAS

Shopping Malls  
Supermarkets  
Offices  
Meeting rooms  
Stores  
Hospitals  
Schools  
Corridors

#### DOMAINES D'UTILISATION

Centres Commerciaux  
Supermarchés  
Bureaux  
Salles de Réunion  
Magasins  
Hopitaux  
Ecoles  
Couloirs

#### GÖVDE

Beyaz, gümüş, siyah renk seçenekleri ile zarif tasarıma sahip alüminyum.

#### DİFÜZÖR

UV korumalı buzlu difüzör.

#### KONVERTÖR

ENEC standartlarına uygun, uzun ömürlü sabit akımlı konvertör.

#### LED

50.000 saat ömürlü LUMILEDS / OSRAM / NICHIA marka LED'li LED modüller.

#### ASKI

1mm çelik örgü tel ve nikel kaplamalı piriç parçalardan mamul, askı boyu ayarlanabilir, şeffaf elektrik kablosu ve tavana monte edilen estetik tasarıma sahip elektrik bağlantı kutusu ile birlikte.

#### BODY

Anodized aluminum with satin finishing. Black, white and silver color options with elegant design.

#### DIFFUSER

UV stabilized frosted diffuser.

#### CONVERTER

Long life, low power loss converter with constant current. Compatible with ENEC standards.

#### LED

LED modules with 50,000 hours lifetime LUMILEDS / OSRAM / NICHIA brand LEDs.

#### SUSPENSION

Composed of 1mm steel wire rope and nickel-plated brass components. Suspension height is adjustable. Supplied with transparent electric cord and ceiling mounted electrical junction box with aesthetic design.

#### CORPS

Corps en aluminium anodisé, satiné. Design élégant. Couleurs blanc, argent, noir disponibles.

#### DIFFUSEUR

Diffuseur givré. Anti UV.

#### CONVERTEUR

Convertisseur, conforme aux normes ENEC. Longue vie. Perte de puissance faible avec courant constant.

#### LED

Modules LED – Durée de vie 50.000 heures avec LED de marque LUMILEDS / OSRAM / NICHIA.

#### SYSTEME DE FIXATION

Composé d'un fil en acier de 1mm, de composants en laiton nickelés. Livré avec un cordon électrique transparent et une boîte de jonction électrique à fixer au plafond. Hauteur de fixation réglable.

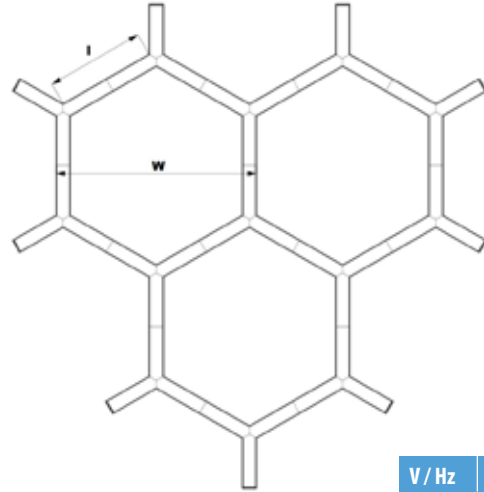
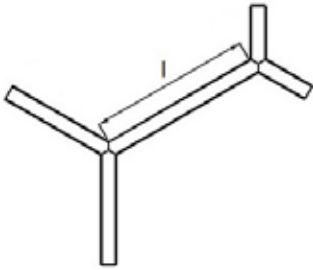
Renk Seçenekleri  
Color Options  
Options de Couleur



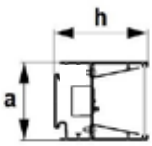
LED'li Tip / LED Type / Type LED

Renk Geri Verim Indexi / Color Rendering Index / Indice de Rendu des Couleurs: (CRI): Ra>80

Kod Code	Güç Power Puissance (W)	LED Tipi LED Type Type De LED	LED Modül LED Module Module LED	Işık Akısı Lum. Flux Flux Lum. (lm)	Renk Sıcaklığı Color Temperature Température De Couleur (K)	Ölçüler Dimensions (mm)				Ağırlık Weight Poids (kg)	Ambalaj Adedi Packing Quantity Colisage	Adet/20" Konteyner Pcs./20" Container Pcs./20" Conteneur
						a	l	h	w			
PL7SYL33L15CS	6x6,3	2835 SMD	PCB	5400	2700 - 6500	77	525	99	1065	4.1	1	180
PL7SYL63L15CS	9x6,3	2835 SMD	PCB	8100	2700 - 6500	77	806	99	1550	6.1	1	120
PL7SYL66L15CS	12x6,3	2835 SMD	PCB	10800	2700 - 6500	77	1086	99	2090	8.1	1	90



V / Hz 220 - 240 / 50 - 60



Opsiyonlar	Options	Options
DIM edilebilir konvertör.	Dimmable converter.	Convertisseur dimmable.
Acil durum kiti.	Emergency kit.	Kit d'urgence.
NOT	NOTE	NOTE
Belirtilen lümen değerleri LED üzerindeki lümen değerleridir.	Given lumen values are values on LED.	Les valeurs de lumen données sont les valeurs sur LED.
Belirtilen güç değerleri LED üzerindeki DC güç değerleridir.	Given power values are DC power values on LED.	Les valeurs de puissance données sont les valeurs de courant continu puissance sur LED.



## VEGA Y

### LED

#### Sarkıt Buzlu Difüzörlü Aydınlatma Armatürleri

#### Suspended Lighting Fixtures With Frosted Diffuser

#### Luminaire Suspendus Avec Diffuseur Givré

#### UYGULAMA ALANLARI

Alışveriş Merkezleri  
Marketler  
Ofisler  
Toplantı odaları  
Mağazalar  
Hastaneler  
Okullar  
Koridorlar

#### APPLICATION AREAS

Shopping Malls  
Supermarkets  
Offices  
Meeting rooms  
Stores  
Hospitals  
Schools  
Corridors

#### DOMAINES D'UTILISATION

Centres Commerciaux  
Supermarchés  
Bureaux  
Salles de Réunion  
Magasins  
Hopitaux  
Ecoles  
Couloirs

#### GÖVDE

Beyaz, gümüş, siyah renk seçenekleri ile zarif tasarıma sahip alüminyum.

#### DİFÜZÖR

UV korumalı buzlu difüzör.

#### KONVERTÖR

ENEC standartlarına uygun, uzun ömürlü sabit akımlı konvertör.

#### LED

50.000 saat ömürlü LUMILEDS / OSRAM / NICHIA marka LED'li LED modüller.

#### ASKI

1mm çelik örgü tel ve nikel kaplamalı pirinç parçalardan mamul, askı boyu ayarlanabilir, şeffaf elektrik kablosu ve tavana monte edilen estetik tasarıma sahip elektrik bağlantı kutusu ile birlikte.

#### BODY

Anodized aluminum with satin finishing. Black, white and silver color options with elegant design.

#### DIFFUSER

UV stabilized frosted diffuser.

#### CONVERTER

Long life, low power loss converter with constant current. Compatible with ENEC standards.

#### LED

LED modules with 50,000 hours lifetime LUMILEDS / OSRAM / NICHIA brand LEDs.

#### SUSPENSION

Composed of 1mm steel wire rope and nickel-plated brass components. Suspension height is adjustable. Supplied with transparent electric cord and ceiling mounted electrical junction box with aesthetic design.

#### CORPS

Corps en aluminium anodisé, satiné. Design élégant. Couleurs blanc, argent et noir disponibles.

#### DIFFUSEUR

Diffuseur givré. Anti UV.

#### CONVERTEUR

Convertisseur, conforme aux normes ENEC. Longue vie. Perte de puissance faible avec courant constant.

#### LED

Modules LED – Durée de vie 50.000 heures avec LED de marque LUMILEDS / OSRAM / NICHIA.

#### SYSTEME DE FIXATION

Composé d'un fil en acier de 1mm, de composants en laiton nickelés. Livré avec un cordon électrique transparent et une boîte de jonction électrique à fixer au plafond. Hauteur de fixation réglable.


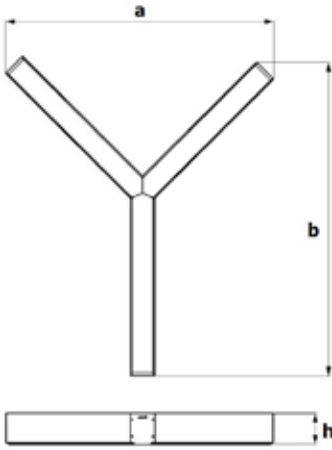
Renk Seçenekleri  
Color Options  
Options de Couleur



LED'li Tip / LED Type / Type LED

Renk Geri Verim Indexi / Color Rendering Index / Indice de Rendu des Couleurs: (CRI): Ra>80

Kod Code	Güç Power Puissance (W)	LED Tipi LED Type Type De LED	LED Modül LED Module Module LED	Işık Akısı Lum. Flux Flux Lum. (lm)	Renk Sıcaklığı Color Temperature Température De Couleur (K)	Ölçüler Dimensions (mm) a b h			Ağırlık Weight Poids (kg)	Ambalaj Adedi Packing Quantity Colisage	Adet/20" Konteyner Pcs./20" Conteneur
PL7SY22L15C	6x6,3	2835 SMD	PCB	5400	2700 - 6500	855	1000	99	4.3	1	190
PL7SY33L15C	9x6,3	2835 SMD	PCB	8100	2700 - 6500	1252	1479	99	6.1	1	95
PL7SY44L15C	12x6,3	2835 SMD	PCB	10800	2700 - 6500	1649	1958	99	8.2	1	54
PL7SY55L15C	15x6,3	2835 SMD	PCB	13500	2700 - 6500	2045	2437	99	10.5	1	35



V / Hz 220 - 240 / 50 - 60

Opsiyonlar	Options	Options
DIM edilebilir elektronik balast yada konvertör. LED`li modeller için acil durum kiti.	Dimmable electronic ballast or convertor. Emergency kit for models with LED	Ballast électronique dimmable ou convertor. Kit d`urgence pour les modèles LED.
NOT	NOTE	NOTE
Belirtilen lümen değerleri LED üzerindeki lümen değerleridir.	Given lumen values are values on LED.	Les valeurs de lumen données sont les valeurs sur LED.
Belirtilen güç değerleri LED üzerindeki DC güç değerleridir.	Given power values are DC power values on LED.	Les valeurs de puissance données sont les valeurs de courant continu puissance sur LED.



## VEGA Y

### LED

Sıva Üstü Buzlu Difüzörlü  
Aydınlatma Armatürleri

Surface Mounted Lighting  
Fixtures With Frosted Diffuser

Luminaire Apparents  
Avec Diffuseur Givré

#### UYGULAMA ALANLARI

Alışveriş Merkezleri  
Marketler  
Ofisler  
Toplantı odaları  
Mağazalar  
Hastaneler  
Okullar  
Koridorlar

#### APPLICATION AREAS

Shopping Malls  
Supermarkets  
Offices  
Meeting rooms  
Stores  
Hospitals  
Schools  
Corridors

#### DOMAINES D'UTILISATION

Centres Commerciaux  
Supermarchés  
Bureaux  
Salles de Réunion  
Magasins  
Hopitaux  
Ecoles  
Coulloirs

#### GÖVDE

Beyaz, gümüş, siyah renk seçenekleri ile zarif tasarıma sahip alüminyum.

#### DİFÜZÖR

UV korumalı buzlu difüzör.

#### KONVERTÖR

ENEC standartlarına uygun, uzun ömürlü sabit akımlı konvertör.

#### LED

50.000 saat ömürlü LUMILEDS / OSRAM / NICHIA marka LED'li LED modüller.

#### BODY

Anodized aluminum with satin finishing. Black, white and silver color options with elegant design.

#### DIFFUSER

UV stabilized frosted diffuser.

#### CONVERTER

Long life, low power loss converter with constant current. Compatible with ENEC standards.

#### LED

LED modules with 50,000 hours lifetime LUMILEDS / OSRAM / NICHIA brand LEDs.

#### CORPS

Corps en aluminium anodisé, satiné. Design élégant. Couleurs blanc, argent et noir disponibles.

#### DIFFUSEUR

Diffuseur givré. Anti UV.

#### CONVERTEUR

Convertisseur, conforme aux normes ENEC. Longue vie. Perte de puissance faible avec courant constant.

#### LED

Modules LED – Durée de vie 50.000 heures avec LED de marque LUMILEDS / OSRAM / NICHIA.




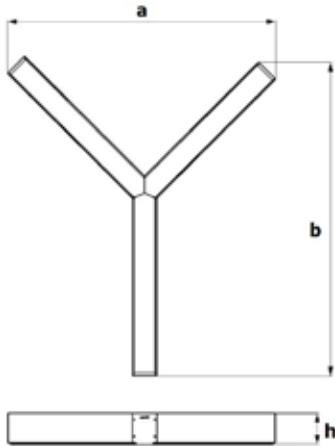
Renk Seçenekleri  
Color Options  
Options de Couleur



LED'li Tip / LED Type / Type LED

Renk Geri Verim Indexi / Color Rendering Index / Indice de Rendu des Couleurs: (CRI): Ra>80


Kod Code	Güç Power Puissance (W)	LED Tipi LED Type Type De LED	LED Modül LED Module Module LED	Işık Akısı Lum. Flux Flux Lum. (lm)	Renk Sıcaklığı Color Temperature Température De Couleur (K)	Ölçüler Dimensions (mm) a b h			Ağırlık Weight Poids (kg)	Ambalaj Adedi Packing Quantity Colisage	Adet/20" Konteyner Pcs./20" Container
PL7UY22L15C	6x6,3	2835 SMD	PCB	5400	2700 - 6500	855	1000	99	4.3	1	190
PL7UY33L15C	9x6,3	2835 SMD	PCB	8100	2700 - 6500	1252	1479	99	6.1	1	95
PL7UY44L15C	12x6,3	2835 SMD	PCB	10800	2700 - 6500	1649	1958	99	8.2	1	54
PL7UY55L15C	15x6,3	2835 SMD	PCB	13500	2700 - 6500	2045	2437	99	10.5	1	35



V / Hz 220 - 240 / 50 - 60

Opsiyonlar	Options	Options
DIM edilebilir elektronik balast yada konvertör. LED'li modeller için acil durum kit.	Dimmable electronic ballast or convertor. Emergency kit for models with LED	Ballast électronique dimmable ou converteur. Kit d'urgence pour les modèles LED.

NOT	NOTE	NOTE
Belirtilen lümen değerleri LED üzerindeki lümen değerleridir.	Given lumen values are values on LED.	Les valeurs de lumen données sont les valeurs sur LED.
Belirtilen güç değerleri LED üzerindeki DC güç değerleridir.	Given power values are DC power values on LED.	Les valeurs de puissance données sont les valeurs de courant continu puissance sur LED.



## VEGA

### LED

#### Sarkıt Buzlu Difüzörlü Aydınlatma Armatürleri

#### Suspended Lighting Fixtures With Frosted Diffuser

#### Luminaire suspendus Avec Diffuseur Givré

#### UYGULAMA ALANLARI

Alışveriş Merkezleri  
Marketler  
Ofisler  
Toplantı odaları  
Mağazalar  
Hastaneler  
Okullar  
Koridorlar

#### APPLICATION AREAS

Shopping Malls  
Supermarkets  
Offices  
Meeting rooms  
Stores  
Hospitals  
Schools  
Corridors

#### DOMAINES D'UTILISATION

Centres Commerciaux  
Supermarchés  
Bureaux  
Salles de Réunion  
Magasins  
Hopitaux  
Ecoles  
Couloirs

#### GÖVDE

Beyaz, gümüş, siyah renk seçenekleri ile zarif tasarıma sahip alüminyum.

#### DİFÜZÖR

UV korumalı buzlu difüzör.

#### KONVERTÖR

ENEC standartlarına uygun, uzun ömürlü sabit akımlı konvertör.

#### LED

50.000 saat ömürlü LUMILEDS / OSRAM / NICHIA marka LED'li LED modüller.

#### ASKI

1mm çelik örgü tel ve nikel kaplamalı pirinç parçalardan mamul, askı boyu ayarlanabilir, şeffaf elektrik kablosu ve tavana monte edilen estetik tasarıma sahip elektrik bağlantı kutusu ile birlikte.

#### BODY

Anodized aluminum with satin finishing. Black, white and silver color options with elegant design.

#### DIFFUSER

UV stabilized frosted diffuser.

#### CONVERTER

Long life, low power loss converter with constant current. Compatible with ENEC standards.

#### LED

LED modules with 50,000 hours lifetime LUMILEDS / OSRAM / NICHIA brand LEDs.

#### SUSPENSION

Composed of 1mm steel wire rope and nickel-plated brass components. Suspension height is adjustable. Supplied with transparent electric cord and ceiling mounted electrical junction box with aesthetic design.

#### CORPS

Corps en aluminium anodisé, satiné. Design élégant. Couleurs blanc, argent, noir disponibles.

#### DIFFUSEUR

Diffuseur givré. Anti UV.

#### CONVERTEUR

Convertisseur, conforme aux normes ENEC. Longue vie. Perte de puissance faible avec courant constant.

#### LED

Modules LED – Durée de vie 50.000 heures avec LED de marque LUMILEDS / OSRAM / NICHIA.

#### SYSTEME DE FIXATION

Composé d'un fil en acier de 1mm, de composants en laiton nickelés. Livré avec un cordon électrique transparent et une boîte de jonction électrique à fixer au plafond. Hauteur de fixation réglable.

Renk Seçenekleri  
Color Options  
Options de Couleur




LED'li Tip / LED Type / Type LED

Renk Geri Verim Indexi / Color Rendering Index / Indice de Rendu des Couleurs: (CRI): Ra>80

Kod Code	Güç Power Puissance (W)	LED Tipi LED Type Type De LED	LED Modül LED Module Module LED	Işık Akısı Lum. Flux Flux Lum. (lm)	Renk Sıcaklığı Color Temperature Température De Couleur (K)	Ölçüler Dimensions (mm) a l h			Ağırlık Weight Poids (kg)	Ambalaj Adedi Packing Quantity Colisage	Adet/20" Konteyner Pcs./20" Container Pcs./20" Conteneur
PL7S12L15C	2x6,3	2835 SMD	PCB	1800	2700 - 6500	77	570	99	1.9	2	2930
PL7S12L25C	2x9,5	2835 SMD	PCB	2700	2700 - 6500	77	570	99	2.0	2	2930
PL7S13L15C	3x6,3	2835 SMD	PCB	2700	2700 - 6500	77	850	99	2.5	2	2010
PL7S13L25C	3x9,5	2835 SMD	PCB	4050	2700 - 6500	77	850	99	2.6	2	2010
PL7S14L15C	4x6,3	2835 SMD	PCB	3600	2700 - 6500	77	1130	99	3.1	2	1530
PL7S14L25C	4x9,5	2835 SMD	PCB	5400	2700 - 6500	77	1130	99	3.2	2	1530
PL7S15L15C	5x6,3	2835 SMD	PCB	4500	2700 - 6500	77	1410	99	3.7	2	1230
PL7S15L25C	5x9,5	2835 SMD	PCB	6750	2700 - 6500	77	1410	99	3.8	2	1230
PL7S16L15C	6x6,3	2835 SMD	PCB	5400	2700 - 6500	77	1693	99	4.3	2	1030
PL7S16L25C	6x9,5	2835 SMD	PCB	8100	2700 - 6500	77	1693	99	4.4	2	1030
PL7S17L15C	7x6,3	2835 SMD	PCB	6300	2700 - 6500	77	1973	99	4.9	2	890
PL7S17L25C	7x9,5	2835 SMD	PCB	9450	2700 - 6500	77	1973	99	5.1	2	890
PL7S18L15C	8x6,3	2835 SMD	PCB	7200	2700 - 6500	77	2254	99	5.5	2	780
PL7S19L15C	9x6,3	2835 SMD	PCB	8100	2700 - 6500	77	2534	99	6.1	2	780
PL7S10L15C	10x6,3	2835 SMD	PCB	9000	2700 - 6500	77	2815	99	6.7	2	630

V / Hz 220 - 240 / 50 - 60



Opsiyonlar	Options	Options
DIM edilebilir elektronik balast yada konvertör. LED'li modeller için acil durum kiti.	Dimmable electronic ballast or convertor. Emergency kit for models with LED	Ballast électronique dimmable ou converteur. Kit d'urgence pour les modèles LED.

NOT	NOTE	NOTE
Belirtilen lümen değerleri LED üzerindeki lümen değerleridir.	Given lumen values are values on LED.	Les valeurs de lumen données sont les valeurs sur LED.
Belirtilen güç değerleri LED üzerindeki DC güç değerleridir.	Given power values are DC power values on LED.	Les valeurs de puissance données sont les valeurs de courant continu puissance sur LED.

# VEGA

## LED

### Sıva Üstü Buzlu Difüzlü Aydınlatma Armatürleri

Surface Mounted Lighting  
Fixtures With Frosted Diffuser  
Luminaires Apparents  
Avec Diffuseur Givré

#### UYGULAMA ALANLARI

Alışveriş Merkezleri  
Marketler  
Ofisler  
Toplantı odaları  
Mağazalar  
Hastaneler  
Okullar  
Koridorlar

#### APPLICATION AREAS

Shopping Malls  
Supermarkets  
Offices  
Meeting rooms  
Stores  
Hospitals  
Schools  
Corridors

#### DOMAINES D'UTILISATION

Centres Commerciaux  
Supermarchés  
Bureaux  
Salles de Réunion  
Magasins  
Hopitaux  
Ecoles  
Coulors

#### GÖVDE

Gümüş, beyaz ve siyah renkli, zarif tasarıma sahip, saten eloksals kaplamalı alüminyum.

#### DİFÜZÖR

UV korumalı buzlu difüzör.

#### KONVERTÖR

ENEC standartlarına uygun, uzun ömürlü sabit akımlı konvertör.

#### LED

50.000 saat ömürlü LUMILEDS / OSRAM / NICHIA marka LED'li LED modüller.

#### BODY

Anodized aluminum with satin finishing, elegant design with white, black and silver color.

#### DIFFUSER

UV stabilized frosted diffuser.

#### CONVERTER

Long life, low power loss converter with constant current. Compatible with ENEC standards.

#### LED

LED modules with 50,000 hours lifetime LUMILEDS / OSRAM / NICHIA brand LEDs.

#### CORPS

Corps en aluminium anodisé, satiné. Design elegant couleur argent, blanc et noir.

#### DIFFUSEUR

Diffuseur givré. Anti UV.

#### CONVERTEUR

Convertisseur, conforme aux normes ENEC. Longue vie. Perte de puissance faible avec courant constant.

#### LED

Modules LED – Durée de vie 50.000 heures avec LED de marque LUMILEDS / OSRAM / NICHIA.

NOT	NOTE	NOTE
Belirtilen lümen değerleri LED üzerindeki lümen değerleridir.	Given lumen values are values on LED.	Les valeurs de lumen données sont les valeurs sur LED.
Belirtilen güç değerleri LED üzerindeki DC güç değerleridir.	Given power values are DC power values on LED.	Les valeurs de puissance données sont les valeurs de courant continu puissance sur LED.

V / Hz 220 - 240 / 50 - 60

Opsiyonlar	Options	Options
DIM edilebilir konvertör.	Dimmable converter.	Convertisseur dimmable.
Acil durum kiti.	Emergency kit.	Kit d'urgence.

Renk Seçenekleri  
Color Options  
Options de Couleur



LED'li Tip / LED Type / Type LED

Renk Geri Verim Indexi / Color Rendering Index / Indice de Rendu des Couleurs: (CRI): Ra>80

Kod Code	Güç Power Puissance (W)	LED Tipi LED Type Type De LED	LED Modül LED Module Module LED	Işık Akısı Lum. Flux Flux Lum. (lm)	Renk Sıcaklığı Color Temperature Température De Couleur (K)	Ölçüler Dimensions (mm)			Ağırlık Weight Poids (kg)	Ambalaj Adedi Packing Quantity Colisage	Adet/20" Konteyner Pcs./20" Container Pcs./20" Conteneur
						a	l	h			
PL7U12L15C	2x6,3	2835 SMD	PCB	1800	2700 - 6500	77	570	99	1,7	2	2930
PL7U12L25C	2x9,5	2835 SMD	PCB	2700	2700 - 6500	77	570	99	1,7	2	2930
PL7U13L15C	3x6,3	2835 SMD	PCB	2700	2700 - 6500	77	850	99	2,3	2	2010
PL7U13L25C	3x9,5	2835 SMD	PCB	4050	2700 - 6500	77	850	99	2,3	2	2010
PL7U14L15C	4x6,3	2835 SMD	PCB	3600	2700 - 6500	77	1130	99	2,9	2	1530
PL7U14L25C	4x9,5	2835 SMD	PCB	5400	2700 - 6500	77	1130	99	2,9	2	1530
PL7U15L15C	5x6,3	2835 SMD	PCB	4500	2700 - 6500	77	1410	99	3,5	2	1230
PL7U15L15CSB	5x6,3	2835 SMD	PCB	4500	2700 - 6500	77	1408	99	3,5	2	1230
PL7U15L15CS0	5x6,3	2835 SMD	PCB	4500	2700 - 6500	77	1406	99	3,5	2	1230
PL7U15L25C	5x9,5	2835 SMD	PCB	6750	2700 - 6500	77	1410	99	3,5	2	1230
PL7U15L25CSB	5x9,5	2835 SMD	PCB	6750	2700 - 6500	77	1408	99	3,5	2	1230
PL7U15L25CS0	5x9,5	2835 SMD	PCB	6750	2700 - 6500	77	1406	99	3,5	2	1230
PL7U16L15C	6x6,3	2835 SMD	PCB	5400	2700 - 6500	77	1693	99	4,1	2	1035
PL7U16L15CSB	6x6,3	2835 SMD	PCB	5400	2700 - 6500	77	1691	99	4,1	2	1035
PL7U16L15CS0	6x6,3	2835 SMD	PCB	5400	2700 - 6500	77	1689	99	4,1	2	1035
PL7U16L25C	6x9,5	2835 SMD	PCB	8100	2700 - 6500	77	1693	99	4,1	2	1035
PL7U16L25CSB	6x9,5	2835 SMD	PCB	8100	2700 - 6500	77	1691	99	4,1	2	1035
PL7U16L25CS0	6x9,5	2835 SMD	PCB	8100	2700 - 6500	77	1689	99	4,1	2	1035
PL7U17L15C	7x6,3	2835 SMD	PCB	6300	2700 - 6500	77	1973	99	4,7	2	890
PL7U17L15CSB	7x6,3	2835 SMD	PCB	6300	2700 - 6500	77	1971	99	4,7	2	890
PL7U17L15CS0	7x6,3	2835 SMD	PCB	6300	2700 - 6500	77	1969	99	4,7	2	890
PL7U17L25C	7x9,5	2835 SMD	PCB	9450	2700 - 6500	77	1973	99	4,7	2	890
PL7U17L25CSB	7x9,5	2835 SMD	PCB	9450	2700 - 6500	77	1971	99	4,7	2	890
PL7U17L25CS0	7x9,5	2835 SMD	PCB	9450	2700 - 6500	77	1969	99	4,7	2	890
PL7U18L15C	8x6,3	2835 SMD	PCB	7200	2700 - 6500	77	2254	99	5,3	2	780
PL7U18L15CSB	8x6,3	2835 SMD	PCB	7200	2700 - 6500	77	2252	99	5,3	2	780
PL7U18L15CS0	8x6,3	2835 SMD	PCB	7200	2700 - 6500	77	2250	99	5,3	2	780
PL7U19L15C	9x6,3	2835 SMD	PCB	8100	2700 - 6500	77	2534	99	5,9	2	690
PL7U19L15CSB	9x6,3	2835 SMD	PCB	8100	2700 - 6500	77	2532	99	5,9	2	690
PL7U19L15CS0	9x6,3	2835 SMD	PCB	8100	2700 - 6500	77	2530	99	5,9	2	690
PL7U10L15C	10x6,3	2835 SMD	PCB	9000	2700 - 6500	77	2815	99	6,5	2	620
PL7U10L15CSB	10x6,3	2835 SMD	PCB	9000	2700 - 6500	77	2813	99	6,5	2	620
PL7U10L15CS0	10x6,3	2835 SMD	PCB	9000	2700 - 6500	77	2811	99	6,5	2	620





**fibreLED**  
LED Lighting Specialists

 **pamir**<sup>®</sup>  
aydinlatma





**OPTIMUM**



## OPTIMUM

### LED

#### Sarkıt Buzlu Difüzörlü Aydınlatma Armatürleri

#### Suspended Lighting Fixtures With Frosted Diffuser

#### Luminaires Suspendus Avec Diffuseur Givré

#### UYGULAMA ALANLARI

Alışveriş Merkezleri  
Marketler  
Ofisler  
Toplantı odaları  
Mağazalar  
Hastaneler  
Okullar  
Koridorlar

#### APPLICATION AREAS

Shopping Malls  
Supermarkets  
Offices  
Meeting rooms  
Stores  
Hospitals  
Schools  
Corridors

#### DOMAINES D'UTILISATION

Centres Commerciaux  
Supermarchés  
Bureaux  
Salles de Réunion  
Magasins  
Hopitaux  
Ecoles  
Couloirs

#### GÖVDE

Beyaz, gümüş, siyah renk seçenekleri ile zarif tasarıma sahip alüminyum.

#### DİFÜZÖR

UV korumalı buzlu difüzör.

#### KONVERTÖR

ENEC standartlarına uygun, uzun ömürlü sabit akımlı konvertör.

#### LED

50.000 saat ömürlü EDISON / LUMILEDS / OSRAM / NICHIA marka LED'li LED modüller.

#### ASKI

1mm çelik örgü tel ve nikel kaplamalı pirinç parçalardan mamul, askı boyu ayarlanabilir, şeffaf elektrik kablosu ve tavana monte edilen estetik tasarıma sahip elektrik bağlantı kutusu ile birlikte.

#### BODY

Anodized aluminum with satin finishing. Black, white and silver color options with elegant design.

#### DIFFUSER

UV stabilized frosted diffuser.

#### CONVERTER

Long life, low power loss converter with constant current. Compatible with ENEC standards.

#### LED

LED modules with 50,000 hours lifetime EDISON / LUMILEDS / OSRAM / NICHIA brand LEDs.

#### SUSPENSION

Composed of 1mm steel wire rope and nickel-plated brass components. Suspension height is adjustable. Supplied with transparent electric cord and ceiling mounted electrical junction box with aesthetic design.

#### CORPS

Corps en aluminium anodisé, satiné. Design élégant. Couleurs blanc, argent, noir disponibles.

#### DIFFUSEUR

Diffuseur givré. Anti UV.

#### CONVERTEUR

Convertisseur, conforme aux normes ENEC. Longue vie. Perte de puissance faible avec courant constant.

#### LED

Modules LED – Durée de vie 50.000 heures avec LED de marque EDISON / LUMILEDS / OSRAM / NICHIA.

#### SYSTEME DE FIXATION

Composé d'un fil en acier de 1mm, de composants en laiton nickelés. Livré avec un cordon électrique transparent et une boîte de jonction électrique à fixer au plafond. Hauteur de fixation réglable.



Renk Seçenekleri  
Color Options  
Options de Couleur




LED'li Tip / LED Type / Type LED

Renk Geri Verim Indexi / Color Rendering Index / Indice de Rendu des Couleurs: (CRI): Ra>80

Kod Code	Güç Power Puissance (W)	LED Tipi LED Type Type De LED	LED Modül LED Module Module LED	Işık Akısı Lum. Flux Flux Lum. (lm)	Renk Sıcaklığı Color Temperature Température De Couleur (K)	Ölçüler Dimensions (mm)			Ağırlık Weight Poids (kg)	Ambalaj Adedi Packing Quantity Colisage	Adet/20" Konteyner Pcs./20" Container Pcs./20" Conteneur
						a	l	h			
PL17S9C02C	13	2835 SMD	PCB	2025	2700 - 6500	63	675	88	1.9	4	4340
PL17S9C03C	19	2835 SMD	PCB	2700	2700 - 6500	63	675	88	1.9	4	4340
PL17S9C04C	26	2835 SMD	PCB	3375	2700 - 6500	63	675	88	1.9	4	4340
PL17S12C02C	18	2835 SMD	PCB	2700	2700 - 6500	63	895	88	2.3	4	3280
PL17S12C03C	26	2835 SMD	PCB	3600	2700 - 6500	63	895	88	2.3	4	3280
PL17S12C04C	34	2835 SMD	PCB	4500	2700 - 6500	63	895	88	2.3	4	3280
PL17S15C02C	22	2835 SMD	PCB	3375	2700 - 6500	63	1115	88	2.7	4	2640
PL17S15C03C	32	2835 SMD	PCB	4500	2700 - 6500	63	1115	88	2.7	4	2640
PL17S15C04C	44	2835 SMD	PCB	5625	2700 - 6500	63	1115	88	2.7	4	2640
PL17S18C02C	27	2835 SMD	PCB	4050	2700 - 6500	63	1334	88	3.1	4	2200
PL17S18C03C	39	2835 SMD	PCB	5400	2700 - 6500	63	1334	88	3.1	4	2200
PL17S18C04C	51	2835 SMD	PCB	6750	2700 - 6500	63	1334	88	3.1	4	2200
PL17S21C02C	31	2835 SMD	PCB	4725	2700 - 6500	63	1554	88	3.5	4	1900
PL17S21C03C	45	2835 SMD	PCB	6300	2700 - 6500	63	1554	88	3.5	4	1900
PL17S21C04C	60	2835 SMD	PCB	7875	2700 - 6500	63	1554	88	3.5	4	1900
PL17S24C02C	36	2835 SMD	PCB	5400	2700 - 6500	63	1774	88	3.9	4	1660
PL17S24C03C	51	2835 SMD	PCB	7200	2700 - 6500	63	1774	88	3.9	4	1660
PL17S24C04C	68	2835 SMD	PCB	9000	2700 - 6500	63	1774	88	3.9	4	1660
PL17S27C02C	40	2835 SMD	PCB	6075	2700 - 6500	63	1994	88	4.3	4	1480
PL17S27C03C	58	2835 SMD	PCB	8100	2700 - 6500	63	1994	88	4.3	4	1480
PL17S27C04C	77	2835 SMD	PCB	10125	2700 - 6500	63	1994	88	4.3	4	1480
PL17S30C02C	45	2835 SMD	PCB	6750	2700 - 6500	63	2214	88	4.7	4	1320
PL17S30C03C	64	2835 SMD	PCB	9000	2700 - 6500	63	2214	88	4.7	4	1320
PL17S30C04C	85	2835 SMD	PCB	11250	2700 - 6500	63	2214	88	4.7	4	1320





## OPTIMUM

### LED

#### Sıva Üstü Buzlu Difüzlü Aydınlatma Armatürleri

Surface Mounted Lighting  
Fixtures With Frosted Diffuser  
Luminaires Apparents  
Avec Diffuseur Givré

#### UYGULAMA ALANLARI

Alışveriş Merkezleri  
Marketler  
Ofisler  
Toplantı odaları  
Mağazalar  
Hastaneler  
Okullar  
Koridorlar

#### APPLICATION AREAS

Shopping Malls  
Supermarkets  
Offices  
Meeting rooms  
Stores  
Hospitals  
Schools  
Corridors

#### DOMAINES D'UTILISATION

Centres Commerciaux  
Supermarchés  
Bureaux  
Salles de Réunion  
Magasins  
Hopitaux  
Ecoles  
Coulors

#### GÖVDE

Gümüş, beyaz ve siyah renkli, zarif tasarıma sahip, saten eloksallı kaplamalı alüminyum.

#### DİFÜZÖR

UV korumalı buzlu difüzör.

#### KONVERTÖR

ENEC standartlarına uygun, uzun ömürlü sabit akımlı konvertör.

#### LED

50.000 saat ömürlü EDISON / LUMILEDS / OSRAM / NICHIA marka LED'li LED modüller.

#### BODY

Anodized aluminum with satin finishing, elegant design with white, black and silver color.

#### DIFFUSER

UV stabilized frosted diffuser.

#### CONVERTER

Long life, low power loss converter with constant current. Compatible with ENEC standards.

#### LED

LED modules with 50,000 hours lifetime EDISON / LUMILEDS / OSRAM / NICHIA brand LEDs.

#### CORPS

Corps en aluminium anodisé, satiné. Design elegant couleur argent, blanc et noir.

#### DIFFUSEUR

Diffuseur givré. Anti UV.

#### CONVERTEUR

Convertisseur, conforme aux normes ENEC. Longue vie. Perte de puissance faible avec courant constant.

#### LED

Modules LED – Durée de vie 50.000 heures avec LED de marque EDISON / LUMILEDS / OSRAM / NICHIA.

NOT	NOTE	NOTE
Belirtilen lümen değerleri LED üzerindeki lümen değerleridir.	Given lumen values are values on LED.	Les valeurs de lumen données sont les valeurs sur LED.
Belirtilen güç değerleri LED üzerindeki DC güç değerleridir.	Given power values are DC power values on LED.	Les valeurs de puissance données sont les valeurs de courant continu puissance sur LED.

V / Hz 220 - 240 / 50 - 60

Opsiyonlar	Options	Options
DIM edilebilir konvertör.	Dimmable converter.	Convertisseur dimmable.
Acil durum kiti.	Emergency kit.	Kit d'urgence.

Renk Seçenekleri  
Color Options  
Options de Couleur



LED'li Tip / LED Type / Type LED

Renk Geri Verim Indexi / Color Rendering Index / Indice de Rendu des Couleurs: (CRI): Ra>80

Kod Code	Güç Power Puissance (W)	LED Tipi LED Type Type De LED	LED Modül LED Module Module LED	Işık Akısı Lum. Flux Flux Lum. (lm)	Renk Sıcaklığı Color Temperature Température De Couleur (K)	Ölçüler Dimensions (mm)			Ağırlık Weight Poids (kg)	Ambalaj Adedi Packing Quantity Colisage	Adet/20" Konteyner Pcs./20" Container Pcs./20" Conteneur
						a	l	h			
PL17U9C02C	13	2835 SMD	PCB	2025	2700 - 6500	63	675	88	1.7	4	4340
PL17U9C03C	19	2835 SMD	PCB	2700	2700 - 6500	63	675	88	1.7	4	4340
PL17U9C04C	26	2835 SMD	PCB	3375	2700 - 6500	63	675	88	1.7	4	4340
PL17U12C02C	18	2835 SMD	PCB	2700	2700 - 6500	63	895	88	2.1	4	3280
PL17U12C03C	26	2835 SMD	PCB	3600	2700 - 6500	63	895	88	2.1	4	3280
PL17U12C04C	34	2835 SMD	PCB	4500	2700 - 6500	63	895	88	2.1	4	3280
PL17U15C02C	22	2835 SMD	PCB	3375	2700 - 6500	63	1115	88	2.5	4	2640
PL17U15C03C	32	2835 SMD	PCB	4500	2700 - 6500	63	1115	88	2.5	4	2640
PL17U15C04C	44	2835 SMD	PCB	5625	2700 - 6500	63	1115	88	2.5	4	2640
PL17U18C02C	27	2835 SMD	PCB	4050	2700 - 6500	63	1334	88	2.9	4	2200
PL17U18C03C	39	2835 SMD	PCB	5400	2700 - 6500	63	1334	88	2.9	4	2200
PL17U18C04C	51	2835 SMD	PCB	6750	2700 - 6500	63	1334	88	2.9	4	2200
PL17U21C02C	31	2835 SMD	PCB	4725	2700 - 6500	63	1554	88	3.3	4	1900
PL17U21C03C	45	2835 SMD	PCB	6300	2700 - 6500	63	1554	88	3.3	4	1900
PL17U21C04C	60	2835 SMD	PCB	7875	2700 - 6500	63	1554	88	3.3	4	1900
PL17U24C02C	36	2835 SMD	PCB	5400	2700 - 6500	63	1774	88	3.7	4	1660
PL17U24C03C	51	2835 SMD	PCB	7200	2700 - 6500	63	1774	88	3.7	4	1660
PL17U24C04C	68	2835 SMD	PCB	9000	2700 - 6500	63	1774	88	3.7	4	1660
PL17U27C02C	40	2835 SMD	PCB	6075	2700 - 6500	63	1994	88	4.1	4	1480
PL17U27C03C	58	2835 SMD	PCB	8100	2700 - 6500	63	1994	88	4.1	4	1480
PL17U27C04C	77	2835 SMD	PCB	10125	2700 - 6500	63	1994	88	4.1	4	1480
PL17U30C02C	45	2835 SMD	PCB	6750	2700 - 6500	63	2214	88	4.5	4	1320
PL17U30C03C	64	2835 SMD	PCB	9000	2700 - 6500	63	2214	88	4.5	4	1320
PL17U30C04C	85	2835 SMD	PCB	11250	2700 - 6500	63	2214	88	4.5	4	1320





# OPTIMUM SIVA ALTI

## LED

### Sıva Altı Difüzörlü Aydınlatma Armatürleri

#### Recessed Lighting Fixtures With Diffuser

#### Luminaires Encastrés Avec Diffuseur

#### UYGULAMA ALANLARI

Alışveriş Merkezleri  
Marketler  
Ofisler  
Toplantı odaları  
Mağazalar  
Hastaneler  
Okullar  
Koridorlar

#### APPLICATION AREAS

Shopping Malls  
Supermarkets  
Offices  
Meeting rooms  
Stores  
Hospitals  
Schools  
Corridors

#### DOMAINES D'UTILISATION

Centres Commerciaux  
Supermarchés  
Bureaux  
Salles de Réunion  
Magasins  
Hopitaux  
Ecoles  
Couloirs

#### GÖVDE

Zarif tasarıma sahip, beyaz renkli alüminyum.

#### DİFÜZÖR

UV korumalı PC difüzör

#### KONVERTÖR

ENEC standartlarına uygun, uzun ömürlü sabit akımlı konvertör.

#### LED

50.000 saat ömürlü EDISON / LUMILEDS / OSRAM / NICHIA marka LED'li LED modüller.

#### BODY

White colored aluminium.

#### DIFFUSER

UV stabilized PC diffuser.

#### CONVERTER

Long life, low power loss converter with constant current. Compatible with ENEC standards.

#### LED

LED modules with 50,000 hours lifetime EDISON / LUMILEDS / OSRAM / NICHIA brand LEDs.

#### CORPS

Corps en aluminium de couleur blanc. Design Elegant.

#### DIFFUSEUR

Diffuseur en PC anti UV.

#### CONVERTEUR

Convertisseur, conforme aux normes ENEC. Longue vie. Perte de puissance faible avec courant constant.

#### LED

Modules LED – Durée de vie 50.000 heures avec LED de marque EDISON / LUMILEDS / OSRAM / NICHIA.

NOT	NOTE	NOTE
Belirtilen lümen değerleri LED üzerindeki lümen değerleridir.	Given lumen values are values on LED.	Les valeurs de lumen données sont les valeurs sur LED.
Belirtilen güç değerleri LED üzerindeki DC güç değerleridir.	Given power values are DC power values on LED.	Les valeurs de puissance données sont les valeurs de courant continu puissance sur LED.

V / Hz 220 - 240 / 50 - 60


Opsiyonlar	Options	Options
DIM edilebilir konvertör.	Dimmable converter.	Convertisseur dimmable.
Acil durum kiti.	Emergency kit.	Kit d'urgence.



LED'li Tip / LED Type / Type LED

Renk Geri Verim İndeksi / Color Rendering Index / Indice de Rendu des Couleurs: (CRI): Ra>80

Kod Code	Güç Power Puissance (W)	LED Tipi LED Type Type De LED	LED Modül LED Module Module LED	Işık Akısı Lum. Flux Flux Lum. (lm)	Renk Sıcaklığı Color Temperature Température De Couleur (K)	Ölçüler Dimensions (mm)			Ağırlık Weight Poids (kg)	Ambalaj Adedi Packing Quantity Colisage	Adet/20" Konteyner Pcs./20" Container Pcs./20" Conteneur
						a	l	h			
PL18A9C02C	13	2835 SMD	PCB	2025	2700 - 6500	72	672	63	0.9	4	4340
PL18A9C03C	19	2835 SMD	PCB	2700	2700 - 6500	72	672	63	0.9	4	4340
PL18A9C04C	26	2835 SMD	PCB	3375	2700 - 6500	72	672	63	0.9	4	4340
PL18A12C02C	18	2835 SMD	PCB	2700	2700 - 6500	72	892	63	1.1	4	3280
PL18A12C03C	26	2835 SMD	PCB	3600	2700 - 6500	72	892	63	1.1	4	3280
PL18A12C04C	34	2835 SMD	PCB	4500	2700 - 6500	72	892	63	1.1	4	3280
PL18A15C02C	22	2835 SMD	PCB	3375	2700 - 6500	72	1112	63	1.3	4	2640
PL18A15C03C	32	2835 SMD	PCB	4500	2700 - 6500	72	1112	63	1.3	4	2640
PL18A15C04C	44	2835 SMD	PCB	5625	2700 - 6500	72	1112	63	1.3	4	2640
PL18A18C02C	27	2835 SMD	PCB	4050	2700 - 6500	72	1331	63	1.5	4	2200
PL18A18C03C	39	2835 SMD	PCB	5400	2700 - 6500	72	1331	63	1.5	4	2200
PL18A18C04C	51	2835 SMD	PCB	6750	2700 - 6500	72	1331	63	1.5	4	2200
PL18A21C02C	31	2835 SMD	PCB	4725	2700 - 6500	72	1551	63	1.7	4	1900
PL18A21C03C	45	2835 SMD	PCB	6300	2700 - 6500	72	1551	63	1.7	4	1900
PL18A21C04C	60	2835 SMD	PCB	7875	2700 - 6500	72	1551	63	1.7	4	1900
PL18A24C02C	36	2835 SMD	PCB	5400	2700 - 6500	72	1771	63	2.0	4	1660
PL18A24C03C	51	2835 SMD	PCB	7200	2700 - 6500	72	1771	63	2.0	4	1660
PL18A24C04C	68	2835 SMD	PCB	9000	2700 - 6500	72	1771	63	2.0	4	1660
PL18A27C02C	40	2835 SMD	PCB	6075	2700 - 6500	72	1991	63	2.2	4	1480
PL18A27C03C	58	2835 SMD	PCB	8100	2700 - 6500	72	1991	63	2.2	4	1480
PL18A27C04C	77	2835 SMD	PCB	10125	2700 - 6500	72	1991	63	2.2	4	1480
PL18A30C02C	45	2835 SMD	PCB	6750	2700 - 6500	72	2211	63	2.4	4	1320
PL18A30C03C	64	2835 SMD	PCB	9000	2700 - 6500	72	2211	63	2.4	4	1320
PL18A30C04C	85	2835 SMD	PCB	11250	2700 - 6500	72	2211	63	2.4	4	1320




**fibreLED**

LED Lighting Specialists

 **pamir**<sup>®</sup>  
aydinlatma



**VEGA SLIM**



## HEXAGON VEGA SLIM

### LED

#### Sarkıt Difüzörlü Aydınlatma Armatürleri

#### Suspended Lighting Fixtures With Diffuser

#### Luminaire Suspendus Avec Diffuseur

#### UYGULAMA ALANLARI

Alışveriş Merkezleri  
Marketler  
Ofisler  
Toplantı odaları  
Mağazalar  
Hastaneler  
Okullar  
Koridorlar

#### APPLICATION AREAS

Shopping Malls  
Supermarkets  
Offices  
Meeting rooms  
Stores  
Hospitals  
Schools  
Corridors

#### DOMAINES D'UTILISATION

Centres Commerciaux  
Supermarchés  
Bureaux  
Salles de Réunion  
Magasins  
Hopitaux  
Ecoles  
Couloirs

#### GÖVDE

Beyaz, gümüş, siyah renk seçenekleri ile ince, zarif tasarıma sahip alüminyum.

#### DİFÜZÖR

UV korumalı PC difüzör.

#### KONVERTÖR

ENEC standartlarına uygun, uzun ömürlü sabit akımlı konvertör.

#### LED

50.000 saat ömürlü LUMILEDS / OSRAM / NICHIA marka LED'li LED modüller.

#### ASKI

1mm çelik örgü tel ve nikel kaplamalı pirinç parçalardan mamul, askı boyu ayarlanabilir, şeffaf elektrik kablosu ve tavana monte edilen estetik tasarıma sahip elektrik bağlantı kutusu ile birlikte.

#### BODY

Anodized aluminum with satin finishing. Black, white and silver color options with thin elegant design.

#### DIFFUSER

UV stabilized PC diffuser.

#### CONVERTER

Long life, low power loss converter with constant current. Compatible with ENEC standards.

#### LED

LED modules with 50,000 hours lifetime LUMILEDS / OSRAM / NICHIA brand LEDs.

#### SUSPENSION

Composed of 1mm steel wire rope and nickel-plated brass components. Suspension height is adjustable. Supplied with transparent electric cord and ceiling mounted electrical junction box with aesthetic design.

#### CORPS

Corps en aluminium anodisé, satiné. Design élégant. Couleurs blanc, argent et noir disponibles.

#### DIFFUSEUR

PC Diffuseur en Anti UV.

#### CONVERTEUR

Convertisseur, conforme aux normes ENEC. Longue vie. Perte de puissance faible avec courant constant.

#### LED

Modules LED – Durée de vie 50.000 heures avec LED de marque LUMILEDS / OSRAM / NICHIA.

#### SYSTEME DE FIXATION

Composé d'un fil en acier de 1mm, de composants en laiton nickelés. Livré avec un cordon électrique transparent et une boîte de jonction électrique à fixer au plafond. Hauteur de fixation réglable.




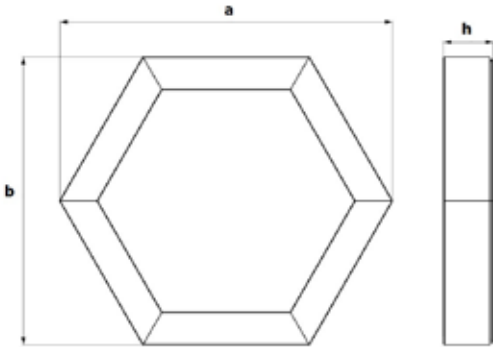
Renk Seçenekleri  
Color Options  
Options de Couleur



LED'li Tip / LED Type / Type LED

Renk Geri Verim İndeksi / Color Rendering Index / Indice de Rendu des Couleurs: (CRI): Ra>80


Kod Code	Güç Power Puissance (W)	LED Tipi LED Type Type De LED	LED Modül LED Module Module LED	Işık Akısı Lum. Flux Flux Lum. (lm)	Renk Sıcaklığı Color Temperature Température De Couleur (K)	Ölçüler Dimensions (mm) a b h			Ağırlık Weight Poids (kg)	Ambalaj Adedi Packing Quantity Colisage	Adet/20" Konteyner Pcs./20" Conteneur
PL13SA61L15C	6x6,3	2835 SMD	PCB	5400	2700 - 6500	641	555	97	6.5	2	490
PL13SA61L25C	6x9,5	2835 SMD	PCB	8100	2700 - 6500	641	555	97	9.1	2	490
PL13SA62L15C	12x6,3	2835 SMD	PCB	10800	2700 - 6500	1041	1202	97	12.2	2	140
PL13SA62L25C	12x9,5	2835 SMD	PCB	16200	2700 - 6500	1041	1202	97	15.3	2	140
PL13SA63L15C	18x6,3	2835 SMD	PCB	16200	2700 - 6500	1527	1763	97	12.2	2	70
PL13SA63L25C	18x9,5	2835 SMD	PCB	24300	2700 - 6500	1527	1763	97	15.3	2	70



V / Hz 220 - 240 / 50 - 60

Opsiyonlar	Options	Options
DIM edilebilir elektronik balast yada konvertör. LED'li modeller için acil durum kiti.	Dimmable electronic ballast or convertor. Emergency kit for models with LED	Ballast électronique dimmable ou converteur. Kit d'urgence pour les modèles LED.

NOT	NOTE	NOTE
Belirtilen lümen değerleri LED üzerindeki lümen değerleridir.	Given lumen values are values on LED.	Les valeurs de lumen données sont les valeurs sur LED.
Belirtilen güç değerleri LED üzerindeki DC güç değerleridir.	Given power values are DC power values on LED.	Les valeurs de puissance données sont les valeurs de courant continu puissance sur LED.



## HEXAGON VEGA SLIM

### LED

Sıva Üstü Difüzörlü  
Aydınlatma Armatürleri

Surface Mounted Lighting  
Fixtures With Diffuser

Luminaire Apparents  
Avec Diffuseur

#### UYGULAMA ALANLARI

Alışveriş Merkezleri  
Marketler  
Ofisler  
Toplantı odaları  
Mağazalar  
Hastaneler  
Okullar  
Koridorlar

#### APPLICATION AREAS

Shopping Malls  
Supermarkets  
Offices  
Meeting rooms  
Stores  
Hospitals  
Schools  
Corridors

#### DOMAINES D'UTILISATION

Centres Commerciaux  
Supermarchés  
Bureaux  
Salles de Réunion  
Magasins  
Hopitaux  
Ecoles  
Coulloirs

#### GÖVDE

Beyaz, gümüş, siyah renk seçenekleri ile zarif tasarıma sahip alüminyum.

#### DİFÜZÖR

UV PC korumalı difüzör.

#### KONVERTÖR

ENEC standartlarına uygun, uzun ömürlü sabit akımlı konvertör.

#### LED

50.000 saat ömürlü LUMILEDS / OSRAM / NICHIA marka LED'li LED modüller.

#### BODY

Anodized aluminum with satin finishing. Black, white and silver color options with elegant design.

#### DIFFUSER

UV stabilized PC diffuser.

#### CONVERTER

Long life, low power loss converter with constant current. Compatible with ENEC standards.

#### LED

LED modules with 50,000 hours lifetime LUMILEDS / OSRAM / NICHIA brand LEDs.

#### CORPS

Corps en aluminium anodisé, satiné. Design élégant. Couleurs blanc, argent et noir disponibles.

#### DIFFUSEUR

PC Diffuseur en Anti UV.

#### CONVERTEUR

Convertisseur, conforme aux normes ENEC. Longue vie. Perte de puissance faible avec courant constant.

#### LED

Modules LED – Durée de vie 50.000 heures avec LED de marque LUMILEDS / OSRAM / NICHIA.


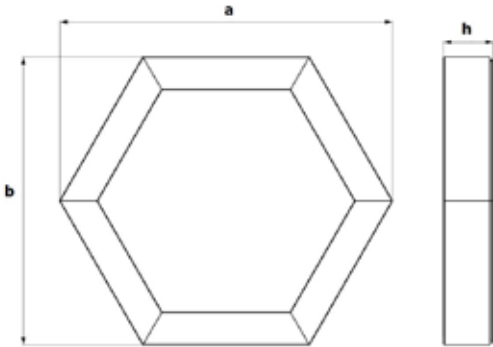
Renk Seçenekleri  
Color Options  
Options de Couleur



LED'li Tip / LED Type / Type LED

Renk Geri Verim Indexi / Color Rendering Index / Indice de Rendu des Couleurs: (CRI): Ra>80


Kod Code	Güç Power Puissance (W)	LED Tipi LED Type Type De LED	LED Modül LED Module Module LED	Işık Akısı Lum. Flux Flux Lum. (lm)	Renk Sıcaklığı Color Temperature Température De Couleur (K)	Ölçüler Dimensions (mm) a b h			Ağırlık Weight Poids (kg)	Ambalaj Adedi Packing Quantity Colisage	Adet/20" Konteyner Pcs./20" Conteneur
PL13UA61L15C	6x6,3	2835 SMD	PCB	5400	2700 - 6500	641	555	97	6.5	2	490
PL13UA61L25C	6x9,5	2835 SMD	PCB	8100	2700 - 6500	641	555	97	9.1	2	490
PL13UA62L15C	12x6,3	2835 SMD	PCB	10800	2700 - 6500	1041	1202	97	12.2	2	140
PL13UA62L25C	12x9,5	2835 SMD	PCB	16200	2700 - 6500	1041	1202	97	15.3	2	140
PL13UA63L15C	18x6,3	2835 SMD	PCB	16200	2700 - 6500	1527	1763	97	12.2	2	70
PL13UA63L25C	18x9,5	2835 SMD	PCB	24300	2700 - 6500	1527	1763	97	15.3	2	70



V / Hz 220 - 240 / 50 - 60

Opsiyonlar	Options	Options
DIM edilebilir elektronik balast yada konvertör. LED'li modeller için acil durum kiti.	Dimmable electronic ballast or convertor. Emergency kit for models with LED	Ballast électronique dimmable ou convertor. Kit d'urgence pour les modèles LED.

NOT	NOTE	NOTE
Belirtilen lümen değerleri LED üzerindeki lümen değerleridir.	Given lumen values are values on LED.	Les valeurs de lumen données sont les valeurs sur LED.
Belirtilen güç değerleri LED üzerindeki DC güç değerleridir.	Given power values are DC power values on LED.	Les valeurs de puissance données sont les valeurs de courant continu puissance sur LED.



## VEGA SLIM

### LED

#### Sarkıt Difüzörlü Aydınlatma Armatürleri

#### Suspended Lighting Fixtures With Diffuser

#### Luminaire Suspendus Avec Diffuseur

#### UYGULAMA ALANLARI

Alışveriş Merkezleri  
Marketler  
Ofisler  
Toplantı odaları  
Mağazalar  
Hastaneler  
Okullar  
Koridorlar

#### APPLICATION AREAS

Shopping Malls  
Supermarkets  
Offices  
Meeting rooms  
Stores  
Hospitals  
Schools  
Corridors

#### DOMAINES D'UTILISATION

Centres Commerciaux  
Supermarchés  
Bureaux  
Salles de Réunion  
Magasins  
Hopitaux  
Ecoles  
Couloirs

#### GÖVDE

Beyaz, gümüş, siyah renk seçenekleri ile ince, zarif tasarıma sahip alüminyum.

#### DİFÜZÖR

UV PC korumalı difüzör.

#### KONVERTÖR

ENEC standartlarına uygun, uzun ömürlü sabit akımlı konvertör.

#### LED

50.000 saat ömürlü LUMILEDS / OSRAM / NICHIA marka LED'li LED modüller.

#### ASKI

1mm çelik örgü tel ve nikel kaplamalı pirinç parçalardan mamul, askı boyu ayarlanabilir, şeffaf elektrik kablosu ve tavana monte edilen estetik tasarıma sahip elektrik bağlantı kutusu ile birlikte.

#### BODY

Anodized aluminum with satin finishing. Black, white and silver color options with thin elegant design.

#### DIFFUSER

UV stabilized PC diffuser.

#### CONVERTER

Long life, low power loss converter with constant current. Compatible with ENEC standards.

#### LED

LED modules with 50,000 hours lifetime LUMILEDS / OSRAM / NICHIA brand LEDs.

#### SUSPENSION

Composed of 1mm steel wire rope and nickel-plated brass components. Suspension height is adjustable. Supplied with transparent electric cord and ceiling mounted electrical junction box with aesthetic design.

#### CORPS

Corps en aluminium anodisé, satiné. Design élégant. Couleurs blanc, argent et noir disponibles.

#### DIFFUSEUR

PC Diffuseur en Anti UV.

#### CONVERTEUR

Convertisseur, conforme aux normes ENEC. Longue vie. Perte de puissance faible avec courant constant.

#### LED

Modules LED – Durée de vie 50.000 heures avec LED de marque LUMILEDS / OSRAM / NICHIA.

#### SYSTEME DE FIXATION

Composé d'un fil en acier de 1mm, de composants en laiton nickelés. Livré avec un cordon électrique transparent et une boîte de jonction électrique à fixer au plafond. Hauteur de fixation réglable.

Renk Seçenekleri  
Color Options  
Options de Couleur



LED'li Tip / LED Type / Type LED

Renk Geri Verim Indexi / Color Rendering Index / Indice de Rendu des Couleurs: (CRI): Ra>80


Kod Code	Güç Power Puissance (W)	LED Tipi LED Type Type De LED	LED Modül LED Module Module LED	Işık Akısı Lum. Flux Flux Lum. (lm)	Renk Sıcaklığı Color Temperature Température De Couleur (K)	Ölçüler Dimensions (mm)			Ağırlık Weight Poids (kg)	Ambalaj Adedi Packing Quantity Colisage	Adet/20" Konteyner Pcs./20" Conteneur
						a	l	h			
PL13S12L15C	2x6,3	2835 SMD	PCB	1800	2700 - 6500	64	579	97	1.5	2	3280
PL13S12L25C	2x9,5	2835 SMD	PCB	2700	2700 - 6500	64	579	97	1.6	2	3280
PL13S13L15C	3x6,3	2835 SMD	PCB	2700	2700 - 6500	64	863	97	1.9	2	2230
PL13S13L25C	3x9,5	2835 SMD	PCB	4050	2700 - 6500	64	863	97	2.0	2	2230
PL13S14L15C	4x6,3	2835 SMD	PCB	3600	2700 - 6500	64	1143	97	2.3	2	1680
PL13S14L25C	4x9,5	2835 SMD	PCB	5400	2700 - 6500	64	1143	97	2.4	2	1680
PL13S15L15C	5x6,3	2835 SMD	PCB	4500	2700 - 6500	64	1424	97	2.7	2	1350
PL13S15L25C	5x9,5	2835 SMD	PCB	6750	2700 - 6500	64	1424	97	2.8	2	1350
PL13S16L15C	6x6,3	2835 SMD	PCB	5400	2700 - 6500	64	1718	97	3.1	2	1130
PL13S16L25C	6x9,5	2835 SMD	PCB	8100	2700 - 6500	64	1718	97	3.2	2	1130
PL13S17L15C	7x6,3	2835 SMD	PCB	6300	2700 - 6500	64	1999	97	3.5	2	970
PL13S17L25C	7x9,5	2835 SMD	PCB	9450	2700 - 6500	64	1999	97	3.5	2	970
PL13S18L15C	8x6,3	2835 SMD	PCB	7200	2700 - 6500	64	2279	97	3.9	2	860
PL13S19L15C	9x6,3	2835 SMD	PCB	8100	2700 - 6500	64	2559	97	4.3	2	760
PL13S10L15C	10x6,3	2835 SMD	PCB	9000	2700 - 6500	64	2840	97	4.7	2	280




V / Hz 220 - 240 / 50 - 60

Opsiyonlar	Options	Options
DIM edilebilir elektronik balast yada konvertör. LED'li modeller için acil durum kit.	Dimmable electronic ballast or convertor. Emergency kit for models with LED	Ballast électronique dimmable ou converteur. Kit d'urgence pour les modèles LED.

NOT	NOTE	NOTE
Belirtilen lümen değerleri LED üzerindeki lümen değerleridir.	Given lumen values are values on LED.	Les valeurs de lumen données sont les valeurs sur LED.
Belirtilen güç değerleri LED üzerindeki DC güç değerleridir.	Given power values are DC power values on LED.	Les valeurs de puissance données sont les valeurs de courant continu puissance sur LED.





## VEGA SLIM

### LED

#### Sıva Üstü Difüzörlü Aydınlatma Armatürleri

#### Surface Mounted Lighting Fixtures With Diffuser

#### Luminaire Apparents Avec Diffuseur

#### UYGULAMA ALANLARI

Alışveriş Merkezleri  
Marketler  
Ofisler  
Toplantı odaları  
Mağazalar  
Hastaneler  
Okullar  
Koridorlar

#### APPLICATION AREAS

Shopping Malls  
Supermarkets  
Offices  
Meeting rooms  
Stores  
Hospitals  
Schools  
Corridors

#### DOMAINES D'UTILISATION

Centres Commerciaux  
Supermarchés  
Bureaux  
Salles de Réunion  
Magasins  
Hopitaux  
Ecoles  
Couloirs

#### GÖVDE

Gümüş, beyaz ve siyah renkli, zarif tasarıma sahip, saten eloksallı kaplamalı alüminyum.

#### DİFÜZÖR

UV korumalı PC difüzör

#### KONVERTÖR

ENEC standartlarına uygun, uzun ömürlü sabit akımlı konvertör.

#### LED

50.000 saat ömürlü LUMILEDS / OSRAM / NICHIA marka LED'li LED modüller.

#### BODY

Anodized aluminum with satin finishing, elegant design with white, black and silver color.

#### DIFFUSER

UV stabilized PC diffuser.

#### CONVERTER

Long life, low power loss converter with constant current. Compatible with ENEC standards.

#### LED

LED modules with 50,000 hours lifetime LUMILEDS / OSRAM / NICHIA brand LEDs.

#### CORPS

Corps en aluminium anodisé, satiné. Design elegant couleur argent, blanc et noir.

#### DIFFUSEUR

PC Diffuseur en anti UV.

#### CONVERTEUR

Convertisseur, conforme aux normes ENEC. Longue vie. Perte de puissance faible avec courant constant.

#### LED

Modules LED – Durée de vie 50.000 heures avec LED de marque LUMILEDS / OSRAM / NICHIA.

NOT	NOTE	NOTE
Belirtilen lümen değerleri LED üzerindeki lümen değerleridir.	Given lumen values are values on LED.	Les valeurs de lumen données sont les valeurs sur LED.
Belirtilen güç değerleri LED üzerindeki DC güç değerleridir.	Given power values are DC power values on LED.	Les valeurs de puissance données sont les valeurs de courant continu puissance sur LED.

V / Hz	220 - 240 / 50 - 60	
Opsiyonlar	Options	Options
DIM edilebilir konvertör.	Dimmable converter.	Convertisseur dimmable.
Acil durum kit.	Emergency kit.	Kit d'urgence.

Renk Seçenekleri  
Color Options  
Options de Couleur



LED'li Tip / LED Type / Type LED

Renk Geri Verim Indexi / Color Rendering Index / Indice de Rendu des Couleurs: (CRI): Ra>80

Kod Code	Güç Power Puissance (W)	LED Tipi LED Type Type De LED	LED Modül LED Module Module LED	Işık Akısı Lum. Flux Flux Lum. (lm)	Renk Sıcaklığı Color Temperature Température De Couleur (K)	Ölçüler Dimensions (mm)			Ağırlık Weight Poids (kg)	Ambalaj Adedi Packing Quantity Colisage	Adet/20" Konteyner Pcs./20" Container Pcs./20" Conteneur
						a	l	h			
PL13U12L15C	2x6,3	2835 SMD	PCB	1800	2700 - 6500	64	579	97	1.3	2	3220
PL13U12L25C	2x9,5	2835 SMD	PCB	2700	2700 - 6500	64	579	97	1.4	2	3220
PL13U13L15C	3x6,3	2835 SMD	PCB	2700	2700 - 6500	64	863	97	1.7	2	2180
PL13U13L25C	3x9,5	2835 SMD	PCB	4050	2700 - 6500	64	863	97	1.8	2	2180
PL13U14L15C	4x6,3	2835 SMD	PCB	3600	2700 - 6500	64	1143	97	2.1	2	1680
PL13U14L25C	4x9,5	2835 SMD	PCB	5400	2700 - 6500	64	1143	97	2.2	2	1680
PL13U15L15C	5x6,3	2835 SMD	PCB	4500	2700 - 6500	64	1424	97	2.5	2	1340
PL13U15L15CSB	5x6,3	2835 SMD	PCB	4500	2700 - 6500	64	1422	97	2.5	2	1340
PL13U15L15CSO	5x6,3	2835 SMD	PCB	4500	2700 - 6500	64	1420	97	2.5	2	1340
PL13U15L25C	5x9,5	2835 SMD	PCB	6750	2700 - 6500	64	1424	97	2.6	2	1340
PL13U15L25CSB	5x9,5	2835 SMD	PCB	6750	2700 - 6500	64	1422	97	2.6	2	1340
PL13U15L25CSO	5x9,5	2835 SMD	PCB	6750	2700 - 6500	64	1420	97	2.6	2	1340
PL13U16L15C	6x6,3	2835 SMD	PCB	5400	2700 - 6500	64	1718	97	2.9	2	1120
PL13U16L15CSB	6x6,3	2835 SMD	PCB	5400	2700 - 6500	64	1716	97	2.9	2	1120
PL13U16L15CSO	6x6,3	2835 SMD	PCB	5400	2700 - 6500	64	1714	97	2.9	2	1120
PL13U16L25C	6x9,5	2835 SMD	PCB	8100	2700 - 6500	64	1718	97	3.0	2	1120
PL13U16L25CSB	6x9,5	2835 SMD	PCB	8100	2700 - 6500	64	1716	97	3.0	2	1120
PL13U16L25CSO	6x9,5	2835 SMD	PCB	8100	2700 - 6500	64	1714	97	3.0	2	1120
PL13U17L15C	7x6,3	2835 SMD	PCB	6300	2700 - 6500	64	1999	97	3.3	2	970
PL13U17L15CSB	7x6,3	2835 SMD	PCB	6300	2700 - 6500	64	1997	97	3.3	2	970
PL13U17L15CSO	7x6,3	2835 SMD	PCB	6300	2700 - 6500	64	1995	97	3.3	2	970
PL13U17L25C	7x9,5	2835 SMD	PCB	9450	2700 - 6500	64	1999	97	3.3	2	970
PL13U17L25CSB	7x9,5	2835 SMD	PCB	9450	2700 - 6500	64	1997	97	3.3	2	970
PL13U17L25CSO	7x9,5	2835 SMD	PCB	9450	2700 - 6500	64	1995	97	3.3	2	970
PL13U18L15C	8x6,3	2835 SMD	PCB	7200	2700 - 6500	64	2279	97	3.7	2	850
PL13U18L15CSB	8x6,3	2835 SMD	PCB	7200	2700 - 6500	64	2277	97	3.7	2	850
PL13U18L15CSO	8x6,3	2835 SMD	PCB	7200	2700 - 6500	64	2275	97	3.7	2	850
PL13U19L15C	9x6,3	2835 SMD	PCB	8100	2700 - 6500	64	2559	97	4.1	2	760
PL13U19L15CSB	9x6,3	2835 SMD	PCB	8100	2700 - 6500	64	2557	97	4.1	2	760
PL13U19L15CSO	9x6,3	2835 SMD	PCB	8100	2700 - 6500	64	2555	97	4.1	2	760
PL13U10L15C	10x6,3	2835 SMD	PCB	9000	2700 - 6500	64	2840	97	4.5	2	680
PL13U10L15CSB	10x6,3	2835 SMD	PCB	9000	2700 - 6500	64	2838	97	4.5	2	680
PL13U10L15CSO	10x6,3	2835 SMD	PCB	9000	2700 - 6500	64	2836	97	4.5	2	680





 **pamir**<sup>®</sup>  
aydınlatma

**fibreLED**  
LED Lighting Specialists





**SİMETRİ**



## SİMETRİ

### LED

#### Sarkıt Buzlu Difüzlü Aydınlatma Armatürleri

#### Suspended Lighting Fixtures With Frosted Diffuser

#### Luminares Suspendus Avec Diffuseur Givré

#### UYGULAMA ALANLARI

Alışveriş Merkezleri  
Marketler  
Ofisler  
Toplantı odaları  
Mağazalar  
Hastaneler  
Okullar  
Koridorlar

#### APPLICATION AREAS

Shopping Malls  
Supermarkets  
Offices  
Meeting rooms  
Stores  
Hospitals  
Schools  
Corridors

#### DOMAINES D'UTILISATION

Centres Commerciaux  
Supermarchés  
Bureaux  
Salles de Réunion  
Magasins  
Hopitaux  
Ecoles  
Couloirs

#### GÖVDE

Beyaz, gümüş, siyah renk seçenekleri ile zarif tasarıma sahip alüminyum.

#### DİFÜZÖR

UV korumalı buzlu difüzör.

#### KONVERTÖR

ENEC standartlarına uygun, uzun ömürlü sabit akımlı konvertör.

#### LED

50.000 saat ömürlü LUMILEDS / OSRAM / NICHIA marka LED'li LED modüller.

#### ASKI

1mm çelik örgü tel ve nikel kaplamalı pirinç parçalardan mamul, askı boyu ayarlanabilir, şeffaf elektrik kablosu ve tavana monte edilen estetik tasarıma sahip elektrik bağlantı kutusu ile birlikte.

#### BODY

Anodized aluminum with satin finishing. Black, white and silver color options with elegant design.

#### DIFFUSER

UV stabilized frosted diffuser.

#### CONVERTER

Long life, low power loss converter with constant current. Compatible with ENEC standards.

#### LED

LED modules with 50,000 hours lifetime LUMILEDS / OSRAM / NICHIA brand LEDs.

#### SUSPENSION

Composed of 1mm steel wire rope and nickel-plated brass components. Suspension height is adjustable. Supplied with transparent electric cord and ceiling mounted electrical junction box with aesthetic design.

#### CORPS

Corps en aluminium anodisé, satiné. Design élégant. Couleurs blanc, argent et noir disponibles.

#### DIFFUSEUR

Diffuseur givré. Anti UV.

#### CONVERTEUR

Convertisseur, conforme aux normes ENEC. Longue vie. Perte de puissance faible avec courant constant.

#### LED

Modules LED – Durée de vie 50.000 heures avec LED de marque LUMILEDS / OSRAM / NICHIA.

#### SYSTEME DE FIXATION

Composé d'un fil en acier de 1mm, de composants en laiton nickelés. Livré avec un cordon électrique transparent et une boîte de jonction électrique à fixer au plafond. Hauteur de fixation réglable.



Direkt - Endirekt Aydınlatma  
Direct - Indirect Lighting  
Eclairage Direct - Indirect


Renk Seçenekleri  
Color Options  
Options de Couleur



LED'li Tip / LED Type / Type LED


Renk Geri Verim Indexi / Color Rendering Index / Indice de Rendu des Couleurs: (CRI): Ra>80

Kod Code	Güç Power Puissance (W)	LED Tipi LED Type Type De LED	LED Modül LED Module Module LED	Işık Akısı Lum. Flux Flux Lum. (lm)	Renk Sıcaklığı Color Temperature Température De Couleur (K)	Ölçüler Dimensions (mm) a l h			Ağırlık Weight Poids (kg)	Ambalaj Adedi Packing Quantity Colisage	Adet/20" Konteyner Pcs./20" Container Pcs./20" Conteneur
PL6S21L15C	3x6,3	2835 SMD	PCB	2700	2700 - 6500	104	588	48	1.3	2	3520
PL6S32L15C	5x6,3	2835 SMD	PCB	4500	2700 - 6500	104	868	48	1.7	2	2430
PL6S43L15C	7x6,3	2835 SMD	PCB	6300	2700 - 6500	104	1149	48	2.1	2	1850
PL6S54L15C	9x6,3	2835 SMD	PCB	8100	2700 - 6500	104	1429	48	2.5	2	1480
PL6S55L15C	10x6,3	2835 SMD	PCB	9000	2700 - 6500	104	1710	48	2.9	2	1230



V / Hz 220 - 240 / 50 - 60

Opsiyonlar	Options	Options
DIM edilebilir elektronik balast yada konvertör. LED'li modeller için acil durum kiti.	Dimmable electronic ballast or convertor. Emergency kit for models with LED	Ballast électronique dimmable ou convertor. Kit d'urgence pour les modèles LED.



NOT	NOTE	NOTE
Belirtilen lümen değerleri LED üzerindeki lümen değerleridir.	Given lumen values are values on LED.	Les valeurs de lumen données sont les valeurs sur LED.
Belirtilen güç değerleri LED üzerindeki DC güç değerleridir.	Given power values are DC power values on LED.	Les valeurs de puissance données sont les valeurs de courant continu puissance sur LED.



## APLIK / APPLIQUE

### LED

#### Buzlu Difüzörlü Aplik Aydınlatma Armatürleri

#### Applique Lighting Fixtures With Frosted Diffuser

#### Luminaire Applique Avec Diffuseur Givré

#### UYGULAMA ALANLARI

Alışveriş Merkezleri  
Marketler  
Ofisler  
Toplantı Odaları  
Mağazalar  
Hastaneler  
Okullar  
Koridorlar

#### APPLICATION AREAS

Shopping Malls  
Supermarkets  
Offices  
Meeting rooms  
Stores  
Hospitals  
Schools  
Corridors

#### DOMAINES D'UTILISATION

Centres Commerciaux  
Supermarchés  
Bureaux  
Salles de Réunions  
Magasins  
Hopitaux  
Ecoles  
Couloirs

#### GÖVDE

Beyaz, gümüş, siyah renk seçenekleri ile zarif tasarıma sahip alüminyum.

#### DİFÜZÖR

UV korumalı buzlu difüzör.

#### KONVERTÖR

ENEC standartlarına uygun, uzun ömürlü sabit akımlı konvertör.

#### LED

50.000 saat ömürlü LUMILEDS / OSRAM / NICHIA marka LED'li LED modüller.

#### BODY

Anodized aluminum with satin finishing. Black, white and silver options with elegant design.

#### DIFFUSER

UV stabilized frosted diffuser.

#### CONVERTER

Long life, low power loss converter with constant current. Compatible with ENEC standards.

#### LED

LED modules with 50,000 hours lifetime LUMILEDS / OSRAM / NICHIA brand LEDs.

#### CORPS

Corps en aluminium anodisé, satiné. Design élégant. Couleurs blanc, argent, noir disponibles.

#### DIFFUSEUR

Diffuseur givré. Anti UV.

#### CONVERTEUR

Convertisseur, conforme aux normes ENEC. Longue vie. Perte de puissance faible avec courant constant .

#### LED

Modules LED – Durée de vie 50.000 heures avec LED de marque LUMILEDS / OSRAM / NICHIA.

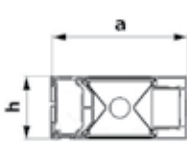
Renk Seçenekleri  
Color Options  
Options de Couleur



LED'li Tip / LED Type / Type LED

Renk Geri Verim Indexi / Color Rendering Index / Indice de Rendu des Couleurs: (CRI): Ra>80

Kod Code	Güç Power Puissance (W)	LED Tipi LED Type Type De LED	LED Modül LED Module Module LED	Işık Akısı Lum. Flux Flux Lum. (lm)	Renk Sıcaklığı Color Temperature Température De Couleur (K)	Ölçüler Dimensions (mm)			Ağırlık Weight Poids (kg)	Ambalaj Adedi Packing Quantity Colisage	Adet/20" Konteyner Pcs./20" Conteneur
						a	b	h			
PL6U21L15C	2x6,3	2835 SMD	PCB	1800	2700 - 6500	104	308	48	0.9	2	6430
PL6U22L15C	4x6,3	2835 SMD	PCB	3600	2700 - 6500	104	588	48	1.5	2	3520
PL6U23L15C	6x6,3	2835 SMD	PCB	5400	2700 - 6500	104	868	48	2.2	2	2430
PL6U24L15C	8x6,3	2835 SMD	PCB	7200	2700 - 6500	104	1149	48	2.9	2	1850
PL6U25L15C	10x6,3	2835 SMD	PCB	9000	2700 - 6500	104	1429	48	3.6	2	1450



V / Hz 220 - 240 / 50 - 60

Opsiyonlar	Options	Options
DIM edilebilir elektronik balast yada konvertör. LED`li modeller için acil durum kiti.	Dimmable electronic ballast or convertor. Emergency kit for models with LED	Ballast électronique dimmable ou converteur. Kit d`urgence pour les modèles LED.
NOT	NOTE	NOTE
Belirtilen lümen değerleri LED üzerindeki lümen değerleridir.	Given lumen values are values on LED.	Les valeurs de lumen données sont les valeurs sur LED.
Belirtilen güç değerleri LED üzerindeki DC güç değerleridir.	Given power values are DC power values on LED.	Les valeurs de puissance données sont les valeurs de courant continu puissance sur LED.




 **pamir**<sup>®</sup>  
aydınlatma

**fibreLED**  
LED Lighting Specialists



**SİMETRİ SLİM**



## SİMETRİ SLIM ENDİREKT

### LED

#### Sarkıt Buzlu Difüzörlü Aydınlatma Armatürleri

#### Suspended Lighting Fixtures With Frosted Diffuser

#### Luminares Suspendus Avec Diffuseur Givré

#### UYGULAMA ALANLARI

Alışveriş Merkezleri  
Marketler  
Ofisler  
Toplantı odaları  
Mağazalar  
Hastaneler  
Okullar  
Koridorlar

#### APPLICATION AREAS

Shopping Malls  
Supermarkets  
Offices  
Meeting rooms  
Stores  
Hospitals  
Schools  
Corridors

#### DOMAINES D'UTILISATION

Centres Commerciaux  
Supermarchés  
Bureaux  
Salles de Réunion  
Magasins  
Hopitaux  
Ecoles  
Coulors

#### GÖVDE

Beyaz, gümüş, siyah renk seçenekleri ile zarif tasarıma sahip alüminyum.

#### DİFÜZÖR

UV korumalı buzlu difüzör.

#### KONVERTÖR

ENEC standartlarına uygun, uzun ömürlü sabit akımlı konvertör.

#### LED

50.000 saat ömürlü LUMILEDS / OSRAM / NICHIA marka LED'li LED modüller.

#### ASKI

1mm çelik örgü tel ve nikel kaplamalı pirinç parçalardan mamul, askı boyu ayarlanabilir, şeffaf elektrik kablosu ve tavana monte edilen estetik tasarıma sahip elektrik bağlantı kutusu ile birlikte.

#### BODY

Anodized aluminum with satin finishing. Black, white and silver color options with elegant design.

#### DIFFUSER

UV stabilized frosted diffuser.

#### CONVERTER

Long life, low power loss converter with constant current. Compatible with ENEC standards.

#### LED

LED modules with 50,000 hours lifetime LUMILEDS / OSRAM / NICHIA brand LEDs.

#### SUSPENSION

Composed of 1mm steel wire rope and nickel-plated brass components. Suspension height is adjustable. Supplied with transparent electric cord and ceiling mounted electrical junction box with aesthetic design.

#### CORPS

Corps en aluminium anodisé, satiné. Design élégant. Couleurs blanc, argent et noir disponibles.

#### DIFFUSEUR

Diffuseur givré. Anti UV.

#### CONVERTEUR

Convertisseur, conforme aux normes ENEC. Longue vie. Perte de puissance faible avec courant constant .

#### LED

Modules LED – Durée de vie 50.000 heures avec LED de marque LUMILEDS / OSRAM / NICHIA.

#### SYSTEME DE FIXATION

Composé d'un fil en acier de 1mm , de composants en laiton nickelés. Livré avec un cordon électrique transparent et une boîte de jonction électrique à fixer au plafond. Hauteur de fixation réglable.





Direkt - Endirekt Aydınlatma  
Direct - Indirect Lighting  
Eclairage Direct - Indirect

Renk Seçenekleri  
Color Options  
Options de Couleur




LED'li Tip / LED Type / Type LED

Renk Geri Verim İndeksi / Color Rendering Index / Indice de Rendu des Couleurs: (CRI): Ra>80

Kod Code	Güç Power Puissance (W)	LED Tipi LED Type Type De LED	LED Modül LED Module Module LED	Işık Akısı Lum. Flux Flux Lum. (lm)	Renk Sıcaklığı Color Temperature Température De Couleur (K)	Ölçüler Dimensions (mm) a l h	Ağırlık Weight Poids (kg)	Ambalaj Adedi Packing Quantity Colisage	Adet/20" Konteyner Pcs./20" Container Pcs./20" Conteneur
PL21ES21L15C	2x6,3 / 1x6,3	2835 SMD	PCB	1800 / 900	2700 - 6500	40 600 76	1.4	2	9250
PL21ES32L15C	3x6,3 / 2x6,3	2835 SMD	PCB	2700 / 1800	2700 - 6500	40 881 76	1.8	2	6000
PL21ES43L15C	4x6,3 / 3x6,3	2835 SMD	PCB	3600 / 2700	2700 - 6500	40 1161 76	2.3	2	4700
PL21ES54L15C	5x6,3 / 4x6,3	2835 SMD	PCB	4500 / 3600	2700 - 6500	40 1442 76	2.8	2	3800
PL21ES65L15C	6x6,3 / 5x6,3	2835 SMD	PCB	5400 / 4500	2700 - 6500	40 1723 76	3.3	2	3000
PL21ES76L15C	7x6,3 / 6x6,3	2835 SMD	PCB	6300 / 5400	2700 - 6500	40 2004 76	3.8	2	2700
PL21ES87L15C	8x6,3 / 7x6,3	2835 SMD	PCB	7200 / 6300	2700 - 6500	40 2285 76	4.3	2	2400
PL21ES98L15C	9x6,3 / 8x6,3	2835 SMD	PCB	8100 / 7200	2700 - 6500	40 2566 76	4.8	2	2100
PL21ES109L15C	10x6,3 / 9x6,3	2835 SMD	PCB	9000 / 8100	2700 - 6500	40 2847 76	5.3	2	1900




V / Hz 220 - 240 / 50 - 60



Opsiyonlar	Options	Options
DIM edilebilir elektronik balast yada konvertör. LED'li modeller için acil durum kit.	Dimmable electronic ballast or convertor. Emergency kit for models with LED	Ballast électronique dimmable ou convertor. Kit d'urgence pour les modèles LED.

NOT	NOTE	NOTE
Belirtilen lümen değerleri LED üzerindeki lümen değerleridir.	Given lumen values are values on LED.	Les valeurs de lumen données sont les valeurs sur LED.
Belirtilen güç değerleri LED üzerindeki DC güç değerleridir.	Given power values are DC power values on LED.	Les valeurs de puissance données sont les valeurs de courant continu puissance sur LED.



## SİMETRİ SLIM

### LED

#### Sarkıt Buzlu Difüzörlü Aydınlatma Armatürleri

#### Suspended Lighting Fixtures With Frosted Diffuser

#### Luminares Suspendus Avec Diffuseur Givré

#### UYGULAMA ALANLARI

Alışveriş Merkezleri  
Marketler  
Ofisler  
Toplantı odaları  
Mağazalar  
Hastaneler  
Okullar  
Koridorlar

#### APPLICATION AREAS

Shopping Malls  
Supermarkets  
Offices  
Meeting rooms  
Stores  
Hospitals  
Schools  
Corridors

#### DOMAINES D'UTILISATION

Centres Commerciaux  
Supermarchés  
Bureaux  
Salles de Réunion  
Magasins  
Hopitaux  
Ecoles  
Coulors

#### GÖVDE

Beyaz, gümüş, siyah renk seçenekleri ile zarif tasarıma sahip alüminyum.

#### DİFÜZÖR

UV korumalı buzlu difüzör.

#### KONVERTÖR

ENEC standartlarına uygun, uzun ömürlü sabit akımlı konvertör.

#### LED

50.000 saat ömürlü LUMILEDS / OSRAM / NICHIA marka LED'li LED modüller.

#### ASKI

1mm çelik örgü tel ve nikel kaplamalı pirinç parçalardan mamul, askı boyu ayarlanabilir, şeffaf elektrik kablosu ve tavana monte edilen estetik tasarıma sahip elektrik bağlantı kutusu ile birlikte.

#### BODY

Anodized aluminum with satin finishing. Black, white and silver color options with elegant design.

#### DIFFUSER

UV stabilized frosted diffuser.

#### CONVERTER

Long life, low power loss converter with constant current. Compatible with ENEC standards.

#### LED

LED modules with 50,000 hours lifetime LUMILEDS / OSRAM / NICHIA brand LEDs.

#### SUSPENSION

Composed of 1mm steel wire rope and nickel-plated brass components. Suspension height is adjustable. Supplied with transparent electric cord and ceiling mounted electrical junction box with aesthetic design.

#### CORPS

Corps en aluminium anodisé, satiné. Design élégant. Couleurs blanc, argent et noir disponibles.

#### DIFFUSEUR

Diffuseur givré. Anti UV.

#### CONVERTEUR

Convertisseur, conforme aux normes ENEC. Longue vie. Perte de puissance faible avec courant constant .

#### LED

Modules LED – Durée de vie 50.000 heures avec LED de marque LUMILEDS / OSRAM / NICHIA.

#### SYSTEME DE FIXATION

Composé d'un fil en acier de 1mm , de composants en laiton nickelés. Livré avec un cordon électrique transparent et une boîte de jonction électrique à fixer au plafond. Hauteur de fixation réglable.


Renk Seçenekleri  
Color Options  
Options de Couleur



LED'li Tip / LED Type / Type LED


Renk Geri Verim İndeksi / Color Rendering Index / Indice de Rendu des Couleurs: (CRI): Ra>80

Kod Code	Güç Power Puissance (W)	LED Tipi LED Type Type De LED	LED Modül LED Module Module LED	Işık Akısı Lum. Flux Flux Lum. (lm)	Renk Sıcaklığı Color Temperature Température De Couleur (K)	Ölçüler Dimensions (mm)			Ağırlık Weight Poids (kg)	Ambalaj Adedi Packing Quantity Colisage	Adet/20" Konteyner Pcs./20" Container Pcs./20" Conteneur
						a	l	h			
PL21S12L15C	2x6,3	2835 SMD	PCB	1800	2700 - 6500	40	600	76	1.3	2	10560
PL21S13L15C	3x6,3	2835 SMD	PCB	2700	2700 - 6500	40	881	76	1.7	2	7040
PL21S14L15C	4x6,3	2835 SMD	PCB	3600	2700 - 6500	40	1161	76	2.2	2	5280
PL21S15L15C	5x6,3	2835 SMD	PCB	4500	2700 - 6500	40	1442	76	2.7	2	4210
PL21S16L15C	6x6,3	2835 SMD	PCB	5400	2700 - 6500	40	1723	76	3.3	2	3350
PL21S17L15C	7x6,3	2835 SMD	PCB	6300	2700 - 6500	40	2004	76	3.9	2	2680
PL21S18L15C	8x6,3	2835 SMD	PCB	7200	2700 - 6500	40	2285	76	4.2	2	2100



V / Hz 220 - 240 / 50 - 60

Opsiyonlar	Options	Options
DIM edilebilir elektronik balast yada konvertör. LED'li modeller için acil durum kiti.	Dimmable electronic ballast or convertor. Emergency kit for models with LED	Ballast électronique dimmable ou convertor. Kit d'urgence pour les modèles LED.
NOT	NOTE	NOTE
Belirtilen lümen değerleri LED üzerindeki lümen değerleridir.	Given lumen values are values on LED.	Les valeurs de lumen données sont les valeurs sur LED.
Belirtilen güç değerleri LED üzerindeki DC güç değerleridir.	Given power values are DC power values on LED.	Les valeurs de puissance données sont les valeurs de courant continu puissance sur LED.



## SİMETRİ SLİM

### LED

#### Sıva Üstü Buzlu Difüzlü Aydınlatma Armatürleri

#### Surface Mounted Lighting Fixtures With Frosted Diffuser

#### Luminaires Apparents Avec Diffuseur Givré

#### UYGULAMA ALANLARI

Alışveriş Merkezleri  
Marketler  
Ofisler  
Toplantı odaları  
Mağazalar  
Hastaneler  
Okullar  
Koridorlar

#### APPLICATION AREAS

Shopping Malls  
Supermarkets  
Offices  
Meeting rooms  
Stores  
Hospitals  
Schools  
Corridors

#### DOMAINES D'UTILISATION

Centres Commerciaux  
Supermarchés  
Bureaux  
Salles de Réunion  
Magasins  
Hopitaux  
Ecoles  
Coulors

#### GÖVDE

Beyaz, gümüş, siyah renk seçenekleri ile zarif tasarıma sahip alüminyum.

#### DİFÜZÖR

UV korumalı buzlu difüzör.

#### KONVERTÖR

ENEC standartlarına uygun, uzun ömürlü sabit akımlı konvertör.

#### LED

50.000 saat ömürlü LUMILEDS / OSRAM / NICHIA marka LED'li LED modüller.

#### ASKI

1mm çelik örgü tel ve nikel kaplamalı pirinç parçalardan mamul, askı boyu ayarlanabilir, şeffaf elektrik kablosu ve tavana monte edilen estetik tasarıma sahip elektrik bağlantı kutusu ile birlikte.

#### BODY

Anodized aluminum with satin finishing. Black, white and silver color options with elegant design.

#### DIFFUSER

UV stabilized frosted diffuser.

#### CONVERTER

Long life, low power loss converter with constant current. Compatible with ENEC standards.

#### LED

LED modules with 50,000 hours lifetime LUMILEDS / OSRAM / NICHIA brand LEDs.

#### SUSPENSION

Composed of 1mm steel wire rope and nickel-plated brass components. Suspension height is adjustable. Supplied with transparent electric cord and ceiling mounted electrical junction box with aesthetic design.

#### CORPS

Corps en aluminium anodisé, satiné. Design élégant. Couleurs blanc, argent et noir disponibles.

#### DIFFUSEUR

Diffuseur givré. Anti UV.

#### CONVERTEUR

Convertisseur, conforme aux normes ENEC. Longue vie. Perte de puissance faible avec courant constant .

#### LED

Modules LED – Durée de vie 50.000 heures avec LED de marque LUMILEDS / OSRAM / NICHIA.

#### SYSTEME DE FIXATION

Composé d'un fil en acier de 1mm , de composants en laiton nickelés. Livré avec un cordon électrique transparent et une boîte de jonction électrique à fixer au plafond. Hauteur de fixation réglable.

Direkt Aydınlatma  
Direct Lighting  
Eclairage Direct


Renk Seçenekleri  
Color Options  
Options de Couleur



LED'li Tip / LED Type / Type LED

Renk Geri Verim Indexi / Color Rendering Index / Indice de Rendu des Couleurs: (CRI): Ra>80

Kod Code	Güç Power Puissance (W)	LED Tipi LED Type Type De LED	LED Modül LED Module Module LED	Işık Akısı Lum. Flux Flux Lum. (lm)	Renk Sıcaklığı Color Temperature Température De Couleur (K)	Ölçüler Dimensions (mm)			Ağırlık Weight Poids (kg)	Ambalaj Adedi Packing Quantity Colisage	Adet/20" Konteyner Pcs./20" Container Pcs./20" Conteneur
						a	l	h			
PL21U12L15C	2x6,3	2835 SMD	PCB	1800	2700 - 6500	40	600	76	1.3	2	10560
PL21U13L15C	3x6,3	2835 SMD	PCB	2700	2700 - 6500	40	881	76	1.7	2	7040
PL21U14L15C	4x6,3	2835 SMD	PCB	3600	2700 - 6500	40	1161	76	2.2	2	5280
PL21U15L15C	5x6,3	2835 SMD	PCB	4500	2700 - 6500	40	1442	76	2.7	2	4210
PL21U16L15C	6x6,3	2835 SMD	PCB	5400	2700 - 6500	40	1723	76	3.3	2	3350
PL21U17L15C	7x6,3	2835 SMD	PCB	6300	2700 - 6500	40	2004	76	3.9	2	2680
PL21U18L15C	8x6,3	2835 SMD	PCB	7200	2700 - 6500	40	2285	76	4.2	2	2100



V / Hz 220 - 240 / 50 - 60

Opsiyonlar	Options	Options
DIM edilebilir elektronik balast yada konvertör. LED'li modeller için acil durum kiti.	Dimmable electronic ballast or convertor. Emergency kit for models with LED	Ballast électronique dimmable ou convertor. Kit d'urgence pour les modèles LED.
NOT	NOTE	NOTE
Belirtilen lümen değerleri LED üzerindeki lümen değerleridir.	Given lumen values are values on LED.	Les valeurs de lumen données sont les valeurs sur LED.
Belirtilen güç değerleri LED üzerindeki DC güç değerleridir.	Given power values are DC power values on LED.	Les valeurs de puissance données sont les valeurs de courant continu puissance sur LED.




 **pamir**<sup>®</sup>  
aydınlatma

**fibreLED**  
LED Lighting Specialists



**FLEKSI**



## FLEKSİ

### LED

#### Üçlü Mafsallı Buzlu Difüzlü Aydınlatma Armatürleri

#### Triple Articulated Lighting Fixtures With Frosted Diffuser

#### Luminaire Articulés Trois Éléments Avec Diffuseur Givré

#### UYGULAMA ALANLARI

Alışveriş Merkezleri  
Marketler  
Ofisler  
Toplantı Odaları  
Mağazalar  
Hastaneler  
Okullar  
Koridorlar

#### APPLICATION AREAS

Shopping Malls  
Supermarkets  
Offices  
Meeting rooms  
Stores  
Hospitals  
Schools  
Corridors

#### DOMAINES D'UTILISATION

Centres Commerciaux  
Supermarchés  
Bureaux  
Salles de Réunions  
Magasins  
Hopitaux  
Ecoles  
Couloirs

#### GÖVDE

Beyaz, gümüş, siyah, bordo renk seçenekleri ile zarif tasarıma sahip alüminyum.

#### DİFÜZÖR

UV korumalı buzlu difüzör.

#### MAFSAL

Gövdenin parçalarının her yöne 40° dönmesine olanak sağlayan krom kaplı çelik mafsallı.

#### KONVERTÖR

ENEC standartlarına uygun, uzun ömürlü sabit akımlı konvertör.

#### LED

50.000 saat ömürlü LUMILEDS / OSRAM / NICHIA marka LED'li LED modüller.

#### BODY

Anodized aluminum with satin finishing. Black, white, silver and red color options with elegant design.

#### DIFFUSER

UV stabilized frosted diffuser.

#### JOINT

Chrome plated steel joints, allowing body parts to rotate 40° in all directions.

#### CONVERTER

Long life, low power loss converter with constant current. Compatible with ENEC standards.

#### LED

LED modules with 50,000 hours lifetime LUMILEDS / OSRAM / NICHIA brand LEDs.

#### CORPS

Corps en aluminium anodisé, satiné. Design élégant. Couleurs blanc, argent, noir et rouge disponibles.

#### DIFFUSEUR

Diffuseur givré. Anti UV.

#### JOINT

Joints en acier chromé, permettant aux parties du corps de tourner à 40° dans toutes les directions.

#### CONVERTEUR

Convertisseur, conforme aux normes ENEC. Longue vie. Perte de puissance faible avec courant constant.

#### LED

Modules LED – Durée de vie 50.000 heures avec LED de marque LUMILEDS / OSRAM / NICHIA.




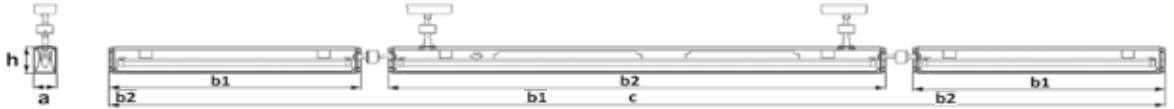
Renk Seçenekleri  
Color Options  
Options de Couleur



LED'li Tip / LED Type / Type LED


Renk Geri Verim İndeksi / Color Rendering Index / Indice de Rendu des Couleurs: (CRI): Ra>80

Kod Code	Güç Power Puissance (W)	LED Tipi LED Type Type De LED	LED Modül LED Module Module LED	Işık Akısı Lum. Flux Flux Lum. (lm)	Renk Sıcaklığı Color Temperature Température De Couleur (K)	Ölçüler Dimensions (mm)			Ağırlık Weight Poids (kg)	Ambalaj Adedi Packing Quantity Colisage	Adet/20" Konteyner Pcs./20" Conteneur
						a	c	h			
PL3M232L15C	7x6,3	2835 SMD	PCB	6300	2700 - 6500	58	2330	82	5.1	2	890
PL3M232L25C	7x9,5	2835 SMD	PCB	9450	2700 - 6500	58	2330	82	5.1	2	890
PL3M242L15C	8x6,3	2835 SMD	PCB	7200	2700 - 6500	58	2610	82	5.6	2	800
PL3M242L25C	8x9,5	2835 SMD	PCB	10800	2700 - 6500	58	2610	82	5.6	2	800
PL3M252L15C	9x6,3	2835 SMD	PCB	8100	2700 - 6500	58	2890	82	6.0	2	720
PL3M252L25C	9x9,5	2835 SMD	PCB	12150	2700 - 6500	58	2890	82	6.0	2	720



V / Hz 220 - 240 / 50 - 60

Opsiyonlar	Options	Options
DIM edilebilir elektronik balast yada konvertör. LED'li modeller için acil durum kiti.	Dimmable electronic ballast or convertor. Emergency kit for models with LED	Ballast électronique dimmable ou converteur. Kit d'urgence pour les modèles LED.
NOT	NOTE	NOTE
Belirtilen lümen değerleri LED üzerindeki lümen değerleridir.	Given lumen values are values on LED.	Les valeurs de lumen données sont les valeurs sur LED.
Belirtilen güç değerleri LED üzerindeki DC güç değerleridir.	Given power values are DC power values on LED.	Les valeurs de puissance données sont les valeurs de courant continu puissance sur LED.



## FLEKSİ

### LED

#### Tekli Mafsallı Buzlu Difüzörlü Aydınlatma Armatürleri

#### Single Articulated Lighting Fixtures With Frosted Diffuser

#### Luminaires Articulés Un Élément Avec Diffuseur Givré

#### UYGULAMA ALANLARI

Alışveriş Merkezleri  
Marketler  
Ofisler  
Toplantı Odaları  
Mağazalar  
Hastaneler  
Okullar  
Koridorlar

#### APPLICATION AREAS

Shopping Malls  
Supermarkets  
Offices  
Meeting rooms  
Stores  
Hospitals  
Schools  
Corridors

#### DOMAINES D'UTILISATION

Centres Commerciaux  
Supermarchés  
Bureaux  
Salles de Réunions  
Magasins  
Hopitaux  
Ecoles  
Couloirs

#### GÖVDE

Beyaz, gümüş, siyah, bordo renk seçenekleri ile zarif tasarıma sahip alüminyum.

#### DİFÜZÖR

UV korumalı buzlu difüzör.

#### MAFSAL

Gövdenin tavan ile her iki yönde 40° lik açı yapmasına olanak sağlayan krom kaplamalı çelik mafsal.

#### KONVERTÖR

ENEC standartlarına uygun, uzun ömürlü sabit akımlı konvertör.

#### LED

50.000 saat ömürlü LUMILEDS / OSRAM / NICHIA marka LED'li LED modüller.

#### BODY

Anodized aluminum with satin finishing. Black, white, silver and red color options with elegant design.

#### DIFFUSER

UV stabilized frosted diffuser.

#### JOINT

Chrome plated steel joints, allowing body to be aligned 40° in both directions.

#### CONVERTER

Long life, low power loss converter with constant current. Compatible with ENEC standards.

#### LED

LED modules with 50,000 hours lifetime LUMILEDS / OSRAM / NICHIA brand LEDs.

#### CORPS

Corps en aluminium anodisé, satiné. Design élégant. Couleurs blanc, argent, noir et rouge disponibles.

#### DIFFUSEUR

Diffuseur givré. Anti UV.

#### JOINT

Joints en acier chromé, permettant d'aligner le corps 40° dans les deux sens.

#### CONVERTEUR

Convertisseur, conforme aux normes ENEC. Longue vie. Perte de puissance faible avec courant constant.

#### LED

Modules LED – Durée de vie 50.000 heures avec LED de marque LUMILEDS / OSRAM / NICHIA.

Renk Seçenekleri  
Color Options  
Options de Couleur

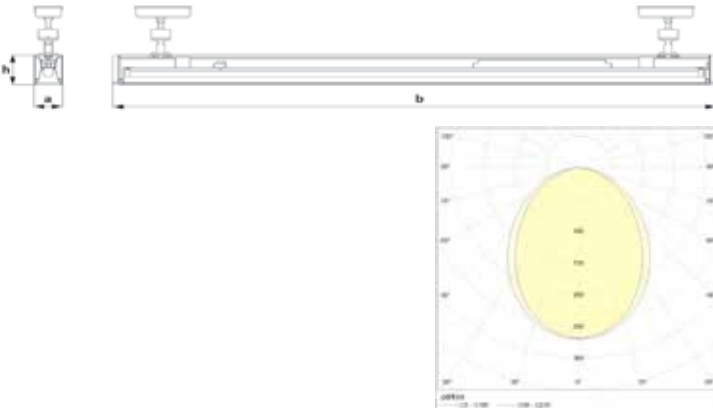


LED'li Tip / LED Type / Type LED


Renk Geri Verim Indexi / Color Rendering Index / Indice de Rendu des Couleurs: (CRI): Ra>80

Kod Code	Güç Power Puissance (W)	LED Tipi LED Type Type De LED	LED Modül LED Module Module LED	Işık Akısı Lum. Flux Flux Lum. (lm)	Renk Sıcaklığı Color Temperature Température De Couleur (K)	Ölçüler Dimensions (mm)			Ağırlık Weight Poids (kg)	Ambalaj Adedi Packing Quantity Colisage	Adet/20" Konteyner Pcs./20" Container Pcs./20" Conteneur
						a	b	h			
PL3M12L15C	2x6,3	2835 SMD	PCB	1800	2700 - 6500	58	596	82	1.9	2	4000
PL3M12L25C	2x9,5	2835 SMD	PCB	2700	2700 - 6500	58	596	82	1.9	2	4000
PL3M13L15C	3x6,3	2835 SMD	PCB	2700	2700 - 6500	58	876	82	2.2	2	2850
PL3M13L25C	3x9,5	2835 SMD	PCB	4050	2700 - 6500	58	876	82	2.2	2	2850
PL3M14L15C	4x6,3	2835 SMD	PCB	3600	2700 - 6500	58	1156	82	2.7	2	2025
PL3M14L25C	4x9,5	2835 SMD	PCB	5400	2700 - 6500	58	1156	82	2.7	2	2025
PL3M15L15C	5x6,3	2835 SMD	PCB	4500	2700 - 6500	58	1437	82	3.2	2	1700
PL3M15L25C	5x9,5	2835 SMD	PCB	6750	2700 - 6500	58	1437	82	3.2	2	1700
PL3M16L15C	6x6,3	2835 SMD	PCB	5400	2700 - 6500	58	1719	82	3.7	2	1400
PL3M16L25C	6x9,5	2835 SMD	PCB	8100	2700 - 6500	58	1719	82	3.7	2	1400
PL3M17L15C	7x6,3	2835 SMD	PCB	6300	2700 - 6500	58	1999	82	4.2	2	1200
PL3M17L25C	7x9,5	2835 SMD	PCB	9450	2700 - 6500	58	1999	82	4.2	2	1200
PL3M18L15C	8x6,3	2835 SMD	PCB	7200	2700 - 6500	58	2280	82	4.7	2	1000

V / Hz 220 - 240 / 50 - 60



Opsiyonlar	Options	Options
DIM edilebilir elektronik balast yada konvertör. LED`li modeller için acil durum kit.	Dimmable electronic ballast or convertor. Emergency kit for models with LED	Ballast électronique dimmable ou converteur. Kit d`urgence pour les modèles LED.
NOT	NOTE	NOTE
Belirtilen lümen değerleri LED üzerindeki lümen değerleridir.	Given lumen values are values on LED.	Les valeurs de lumen données sont les valeurs sur LED.
Belirtilen güç değerleri LED üzerindeki DC güç değerleridir.	Given power values are DC power values on LED.	Les valeurs de puissance données sont les valeurs de courant continu puissance sur LED.



## FLEKSİ

### LED

#### Sarkıt Buzlu Difüzörlü Aydınlatma Armatürleri

#### Suspended Lighting Fixtures With Acrylic Diffuser

#### Luminaire suspendus Avec Diffuseur Givré

#### UYGULAMA ALANLARI

Alışveriş Merkezleri  
Marketler  
Ofisler  
Toplantı Odaları  
Mağazalar  
Hastaneler  
Okullar  
Koridorlar

#### APPLICATION AREAS

Shopping Malls  
Supermarkets  
Offices  
Meeting rooms  
Stores  
Hospitals  
Schools  
Corridors

#### DOMAINES D'UTILISATION

Centres Commerciaux  
Supermarchés  
Bureaux  
Salles de Réunions  
Magasins  
Hopitaux  
Ecoles  
Coulloirs

#### GÖVDE

Beyaz, gümüş, siyah, bordo renk seçenekleri ile zarif tasarıma sahip alüminyum.

#### DİFÜZÖR

UV korumalı buzlu difüzör.

#### KONVERTÖR

ENEC standartlarına uygun, uzun ömürlü sabit akımlı konvertör.

#### LED

50.000 saat ömürlü LUMILEDS / OSRAM / NICHIA marka LED'li LED modüller.

#### ASKI

1mm çelik örgü tel ve nikel kaplamalı pirinç parçalardan mamul, askı boyu ayarlanabilir, şeffaf elektrik kablosu ve tavana monte edilen estetik tasarıma sahip elektrik bağlantı kutusu ile birlikte.

#### BODY

Anodized aluminum with satin finishing. Black, white, silver and red color options with elegant design.

#### DIFFUSER

UV stabilized frosted diffuser.

#### CONVERTER

Long life, low power loss converter with constant current. Compatible with ENEC standards.

#### LED

LED modules with 50,000 hours lifetime LUMILEDS / OSRAM / NICHIA brand LEDs.

#### SUSPENSION

Composed of 1mm steel wire rope and nickel-plated brass components. Suspension height is adjustable. Supplied with transparent electric cord and ceiling mounted electrical junction box with aesthetic design.

#### CORPS

Corps en aluminium anodisé, satiné. Design élégant. Couleurs blanc, argent, noir et rouge disponibles.

#### DIFFUSEUR

Diffuseur givré. Anti UV.

#### CONVERTEUR

Convertisseur, conforme aux normes ENEC. Longue vie. Perte de puissance faible avec courant constant.


#### LED

Modules LED – Durée de vie 50.000 heures avec LED de marque LUMILEDS / OSRAM / NICHIA.

#### SYSTEME DE FIXATION

Composé d'un fil en acier de 1mm, de composants en laiton nickelés. Livré avec un cordon électrique transparent et une boîte de jonction électrique à fixer au plafond. Hauteur de fixation réglable.


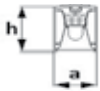
Renk Seçenekleri  
Color Options  
Options de Couleur




LED'li Tip / LED Type / Type LED

Renk Geri Verim Indexi / Color Rendering Index / Indice de Rendu des Couleurs: (CRI): Ra>80

Kod Code	Güç Power Puissance (W)	LED Tipi LED Type Type De LED	LED Modül LED Module Module LED	Işık Akısı Lum. Flux Flux Lum. (lm)	Renk Sıcaklığı Color Temperature Température De Couleur (K)	Ölçüler Dimensions (mm)			Ağırlık Weight Poids (kg)	Ambalaj Adedi Packing Quantity Colisage	Adet/20" Konteyner Pcs./20" Conteneur
						a	b	h			
PL3S12L15C	2x6,3	2835 SMD	PCB	1800	2700 - 6500	58	596	82	1.9	2	4000
PL3S12L25C	2x9,5	2835 SMD	PCB	2700	2700 - 6500	58	596	82	1.9	2	4000
PL3S13L15C	3x6,3	2835 SMD	PCB	2700	2700 - 6500	58	876	82	2.2	2	2850
PL3S13L25C	3x9,5	2835 SMD	PCB	4050	2700 - 6500	58	876	82	2.2	2	2850
PL3S14L15C	4x6,3	2835 SMD	PCB	3600	2700 - 6500	58	1156	82	2.7	2	2025
PL3S14L25C	4x9,5	2835 SMD	PCB	5400	2700 - 6500	58	1156	82	2.7	2	2025
PL3S15L15C	5x6,3	2835 SMD	PCB	4500	2700 - 6500	58	1437	82	3.2	2	1700
PL3S15L25C	5x9,5	2835 SMD	PCB	6750	2700 - 6500	58	1437	82	3.2	2	1700
PL3S16L15C	6x6,3	2835 SMD	PCB	5400	2700 - 6500	58	1719	82	3.7	2	1400
PL3S16L25C	6x9,5	2835 SMD	PCB	8100	2700 - 6500	58	1719	82	3.7	2	1400
PL3S17L15C	7x6,3	2835 SMD	PCB	6300	2700 - 6500	58	1999	82	4.2	2	1200
PL3S17L25C	7x9,5	2835 SMD	PCB	9450	2700 - 6500	58	1999	82	4.2	2	1200
PL3S18L15C	8x6,3	2835 SMD	PCB	7200	2700 - 6500	58	2280	82	4.7	2	1000




V / Hz 220 - 240 / 50 - 60



Opsiyonlar	Options	Options
DIM edilebilir elektronik balast yada konvertör. LED'li modeller için acil durum kiti.	Dimmable electronic ballast or convertor. Emergency kit for models with LED	Ballast électronique dimmable ou converteur. Kit d'urgence pour les modèles LED.

NOT	NOTE	NOTE
Belirtilen lümen değerleri LED üzerindeki lümen değerleridir.	Given lumen values are values on LED.	Les valeurs de lumen données sont les valeurs sur LED.
Belirtilen güç değerleri LED üzerindeki DC güç değerleridir.	Given power values are DC power values on LED.	Les valeurs de puissance données sont les valeurs de courant continu puissance sur LED.



## FLEKSİ

### LED

#### Sıva Üstü Buzlu Difüzlü Aydınlatma Armatürleri

#### Surface Mounted Lighting Fixtures With Frosted Diffuser

#### Luminaire Apparents Avec Diffuseur Givré

#### UYGULAMA ALANLARI

Alışveriş Merkezleri  
Marketler  
Ofisler  
Toplantı Odaları  
Mağazalar  
Hastaneler  
Okullar  
Koridorlar

#### APPLICATION AREAS

Shopping Malls  
Supermarkets  
Offices  
Meeting rooms  
Stores  
Hospitals  
Schools  
Corridors

#### DOMAINES D'UTILISATION

Centres Commerciaux  
Supermarchés  
Bureaux  
Salles de Réunions  
Magasins  
Hopitaux  
Ecoles  
Couloirs

#### GÖVDE

Beyaz, gümüş, siyah, bordo renk seçenekleri ile zarif tasarıma sahip alüminyum.

#### DİFÜZÖR

UV korumalı buzlu difüzör.

#### KONVERTÖR

ENEC standartlarına uygun, uzun ömürlü sabit akımlı konvertör.

#### LED

50.000 saat ömürlü LUMILEDS / OSRAM / NICHIA marka LED'li LED modüller.

#### BODY

Anodized aluminum with satin finishing. Black, white, silver and red color options with elegant design.

#### DIFFUSER

UV stabilized frosted diffuser.

#### CONVERTER

Long life, low power loss converter with constant current. Compatible with ENEC standards.

#### LED

LED modules with 50,000 hours lifetime LUMILEDS / OSRAM / NICHIA brand LEDs.

#### CORPS

Corps en aluminium anodisé, satiné. Design élégant. Couleurs blanc, argent, noir et rouge disponibles.

#### DIFFUSEUR

Diffuseur givré. Anti UV.

#### CONVERTEUR

Convertisseur, conforme aux normes ENEC. Longue vie. Perte de puissance faible avec courant constant.

#### LED

Modules LED – Durée de vie 50.000 heures avec LED de marque LUMILEDS / OSRAM / NICHIA.


Renk Seçenekleri  
Color Options  
Options de Couleur



LED'li Tip / LED Type / Type LED

Renk Geri Verim Indexi / Color Rendering Index / Indice de Rendu des Couleurs: (CRI): Ra>80

Kod Code	Güç Power Puissance (W)	LED Tipi LED Type Type De LED	LED Modül LED Module Module LED	Işık Akısı Lum. Flux Flux Lum. (lm)	Renk Sıcaklığı Color Temperature Température De Couleur (K)	Ölçüler Dimensions (mm)			Ağırlık Weight Poids (kg)	Ambalaj Adedi Packing Quantity Colisage	Adet/20" Konteyner Pcs./20" Conteneur
						a	b	h			
PL3U12L15C	2x6,3	2835 SMD	PCB	1800	2700 - 6500	58	596	82	1.9	2	4000
PL3U12L25C	2x9,5	2835 SMD	PCB	2700	2700 - 6500	58	596	82	1.9	2	4000
PL3U13L15C	3x6,3	2835 SMD	PCB	2700	2700 - 6500	58	876	82	2.2	2	2850
PL3U13L25C	3x9,5	2835 SMD	PCB	4050	2700 - 6500	58	876	82	2.2	2	2850
PL3U14L15C	4x6,3	2835 SMD	PCB	3600	2700 - 6500	58	1156	82	2.7	2	2025
PL3U14L25C	4x9,5	2835 SMD	PCB	5400	2700 - 6500	58	1156	82	2.7	2	2025
PL3U15L15C	5x6,3	2835 SMD	PCB	4500	2700 - 6500	58	1437	82	3.2	2	1700
PL3U15L25C	5x9,5	2835 SMD	PCB	6750	2700 - 6500	58	1437	82	3.2	2	1700
PL3U16L15C	6x6,3	2835 SMD	PCB	5400	2700 - 6500	58	1719	82	3.7	2	1400
PL3U16L25C	6x9,5	2835 SMD	PCB	8100	2700 - 6500	58	1719	82	3.7	2	1400
PL3U17L15C	7x6,3	2835 SMD	PCB	6300	2700 - 6500	58	1999	82	4.2	2	1200
PL3U17L25C	7x9,5	2835 SMD	PCB	9450	2700 - 6500	58	1999	82	4.2	2	1200
PL3U18L15C	8x6,3	2835 SMD	PCB	7200	2700 - 6500	58	2280	82	4.7	2	1000



V / Hz 220 - 240 / 50 - 60

Opsiyonlar	Options	Options
DIM edilebilir elektronik balast yada konvertör. LED'li modeller için acil durum kiti.	Dimmable electronic ballast or convertor. Emergency kit for models with LED	Ballast électronique dimmable ou converteur. Kit d'urgence pour les modèles LED.
NOT	NOTE	NOTE
Belirtilen lümen değerleri LED üzerindeki lümen değerleridir.	Given lumen values are values on LED.	Les valeurs de lumen données sont les valeurs sur LED.
Belirtilen güç değerleri LED üzerindeki DC güç değerleridir.	Given power values are DC power values on LED.	Les valeurs de puissance données sont les valeurs de courant continu puissance sur LED.



 **pamir**<sup>®</sup>  
aydınlatma

**fibreLED**  
LED Lighting Specialists





**ELEGANT**





## ELEGANT

### LED

#### Kare Sarkıt Buzlu Difüzörlü Aydınlatma Armatürleri

#### Suspended Square Lighting Fixtures With Frosted Diffuser

#### Luminaire Carrés Suspendus Avec Diffuseur Givré

#### UYGULAMA ALANLARI

Ofisler  
Toplantı Odaları  
Mağazalar  
Hastaneler  
Okullar  
Koridorlar

#### APPLICATION AREAS

Offices  
Meeting rooms  
Stores  
Hospitals  
Schools  
Corridors

#### DOMAINES D'UTILISATION

Bureaux  
Salles de Réunion  
Magasins  
Hopitaux  
Ecoles  
Couloirs

#### GÖVDE

Bronz ve Gümüş renk seçeneekli, ince (37mm) zarif tasarıma sahip, saten eloksal kaplamalı alüminyum.

#### ÖN VE ARKA YÜZ DİFÜZÖRLER

UV korumalı akrilik prizmatik difüzör.

#### KONVERTÖR

ENEC standartlarına uygun, uzun ömürlü sabit akımlı konvertör.

#### LED

50.000 saat ömürlü LUMILEDS / OSRAM / NICHIA marka LED'li LED modüller.

#### ASKI

1mm çelik örgü tel ve nikel kaplamalı prinç parçalardan mamul, askı boyu ayarlanabilir, şeffaf elektrik kablosu ve tavana monte edilen estetik tasarıma sahip elektrik bağlantı kutusu ile birlikte.

#### BODY

Anodized aluminum with satin finishing. Bronze and silver color options with thin (37mm) elegant design.

#### BACK AND FRONT SIDES DIFFUSERS

UV stabilized acrylic prismatic diffuser.

#### CONVERTER

Long life, low power loss converter with constant current. Compatible with ENEC standards.

#### LED

LED modules with 50,000 hours lifetime LUMILEDS / OSRAM / NICHIA brand LEDs.

#### SUSPENSION

Composed of 1mm steel wire rope and nickel-plated brass components. Suspension height is adjustable. Supplied with transparent electric cord and ceiling mounted electrical junction box with aesthetic design.

#### CORPS

Corps en aluminium anodisé, satiné. Design élégant. Couleurs argent et bronze disponibles. Epaisseur 37 mm.

#### DIFFUSEURS AVANT ET ARRIERE

Diffuseur prismatique en acrylique. Anti UV.

#### CONVERTEUR

Convertisseur, conforme aux normes ENEC. Longue vie. Perte de puissance faible avec courant constant.

#### LED

Modules LED – Durée de vie 50.000 heures avec LED de marque LUMILEDS / OSRAM / NICHIA.

#### SYSTEME DE FIXATION

Composé d'un câble en acier de 1 mm, de composants en laiton nickelés. Livré avec un cordon électrique transparent et une boîte de jonction électrique à fixer au plafond.

Renk Seçenekleri  
Color Options  
Options de Couleur



Gümüş  
Silver  
Argent


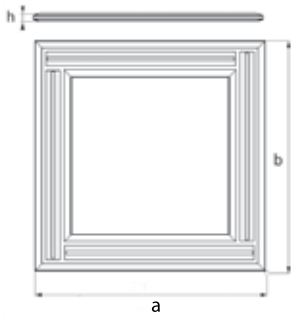
Bronz  
Bronze



LED'li Tip / LED Type / Type LED

Renk Geri Verim İndeksi / Color Rendering Index / Indice de Rendu des Couleurs: (CRI): Ra>80

Kod Code	Güç Power Puissance (W)	LED Tipi LED Type Type De LED	LED Modül LED Module Module LED	Işık Akısı Lum. Flux Flux Lum. (lm)	Renk Sıcaklığı Color Temperature Température De Couleur (K)	Ölçüler Dimensions (mm)			Ağırlık Weight Poids (kg)	Ambalaj Adedi Packing Quantity Colisage	Adet/20" Konteyner Pcs./20" Conteneur
						a	b	h			
PL1SK22L15C	8x6,3	2835 SMD	PCB	7200	2700 - 6500	806	806	37	5.9	1	550
PL1SK33L15C	12x6,3	2835 SMD	PCB	10800	2700 - 6500	1086	1086	37	9.3	1	375
PL1SK44L15C	16x6,3	2835 SMD	PCB	14400	2700 - 6500	1366	1366	37	12.9	1	250
PL1SK23L15C	10x6,3	2835 SMD	PCB	9000	2700 - 6500	806	1086	37	7.9	1	450
PL1SK24L15C	12x6,3	2835 SMD	PCB	10800	2700 - 6500	806	1366	37	9.7	1	350
PL1SK34L15C	14x6,3	2835 SMD	PCB	12600	2700 - 6500	1086	1366	37	11.1	1	300



V / Hz 220 - 240 / 50 - 60

Opsiyonlar	Options	Options
DIM edilebilir elektronik balast yada konvertör. LED'li modeller için acil durum kiti.	Dimmable electronic ballast or convertor. Emergency kit for models with LED	Ballast électronique dimmable ou convertor. Kit d'urgence pour les modèles LED.

NOT	NOTE	NOTE
Belirtilen lümen değerleri LED üzerindeki lümen değerleridir.	Given lumen values are values on LED.	Les valeurs de lumen données sont les valeurs sur LED.
Belirtilen güç değerleri LED üzerindeki DC güç değerleridir.	Given power values are DC power values on LED.	Les valeurs de puissance données sont les valeurs de courant continu puissance sur LED.



## ELEGANT

### LED

#### Kare Sıva Üstü Buzlu Difüzörlü Aydınlatma Armatürleri

#### Surface Mounted Square Lighting Fixtures With Frosted Diffuser

#### Luminaire Carrés Apparents Avec Diffuseur Givré

#### UYGULAMA ALANLARI

Ofisler  
Toplantı Odaları  
Mağazalar  
Hastaneler  
Okullar  
Koridorlar

#### APPLICATION AREAS

Offices  
Meeting rooms  
Stores  
Hospitals  
Schools  
Corridors

#### DOMAINES D'UTILISATION

Bureaux  
Salles de Réunion  
Magasins  
Hopitaux  
Ecoles  
Couloirs

#### GÖVDE

Bronz ve Gümüş renk seçenekli, ince (37mm) zarif tasarıma sahip, saten eloksal kaplamalı alüminyum.

#### DİFÜZÖR

UV korumalı akrilik prizmatik difüzör.

#### KONVERTÖR

ENEC standartlarına uygun, uzun ömürlü sabit akımlı konvertör.

#### LED

50.000 saat ömürlü LUMILEDS / OSRAM / NICHIA marka LED'li LED modüller.

#### BODY

Anodized aluminum with satin finishing. Bronze and silver color options with thin (37mm) elegant design.

#### DIFFUSER

UV stabilized acrylic prismatic diffuser.

#### CONVERTER

Long life, low power loss converter with constant current. Compatible with ENEC standards.

#### LED

LED modules with 50,000 hours lifetime LUMILEDS / OSRAM / NICHIA brand LEDs.

#### CORPS

Corps en aluminium anodisé, satiné. Design Élégant. Couleurs argent et bronze disponibles. Epaisseur : 37mm.

#### DIFFUSEUR

Diffuseur prismatique en acrylique . Anti UV.


#### CONVERTEUR

Convertisseur, conforme aux normes ENEC. Longue vie. Perte de puissance faible avec courant constant .

#### LED

Modules LED – Durée de vie 50.000 heures avec LED de marque LUMILEDS / OSRAM / NICHIA.

Renk Seçenekleri  
Color Options  
Options de Couleur



Gümüş  
Silver  
Argent


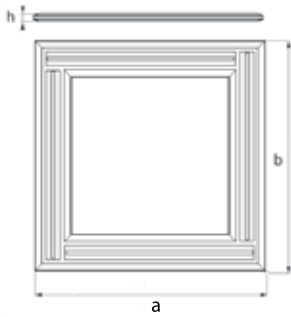
Bronz  
Bronze



LED'li Tip / LED Type / Type LED

Renk Geri Verim Indexi / Color Rendering Index / Indice de Rendu des Couleurs: (CRI): Ra>80

Kod Code	Güç Power Puissance (W)	LED Tipi LED Type Type De LED	LED Modül LED Module Module LED	Işık Akısı Lum. Flux Flux Lum. (lm)	Renk Sıcaklığı Color Temperature Température De Couleur (K)	Ölçüler Dimensions (mm)			Ağırlık Weight Poids (kg)	Ambalaj Adedi Packing Quantity Colisage	Adet/20" Konteyner Pcs./20" Conteneur
						a	b	h			
PL1UK22L15C	8x6,3	2835 SMD	PCB	7200	2700 - 6500	806	806	37	6.1	1	550
PL1UK33L15C	12x6,3	2835 SMD	PCB	10800	2700 - 6500	1086	1086	37	9.5	1	375
PL1UK44L15C	16x6,3	2835 SMD	PCB	14400	2700 - 6500	1366	1366	37	13.1	1	250
PL1UK23L15C	10x6,3	2835 SMD	PCB	9000	2700 - 6500	806	1086	37	8.1	1	450
PL1UK24L15C	12x6,3	2835 SMD	PCB	10800	2700 - 6500	806	1366	37	9.9	1	350
PL1UK34L15C	14x6,3	2835 SMD	PCB	12600	2700 - 6500	1086	1366	37	11.3	1	300



V / Hz 220 - 240 / 50 - 60

Opsiyonlar	Options	Options
DIM edilebilir elektronik balast yada konvertör. LED'li modeller için acil durum kiti.	Dimmable electronic ballast or convertor. Emergency kit for models with LED	Ballast électronique dimmable ou convertor. Kit d'urgence pour les modèles LED.

NOT	NOTE	NOTE
Belirtilen lümen değerleri LED üzerindeki lümen değerleridir.	Given lumen values are values on LED.	Les valeurs de lumen données sont les valeurs sur LED.
Belirtilen güç değerleri LED üzerindeki DC güç değerleridir.	Given power values are DC power values on LED.	Les valeurs de puissance données sont les valeurs de courant continu puissance sur LED.

# ELEGANT

## LED

### Sarkıt 1X Buzlu Difüzörlü Aydınlatma Armatürleri

### Suspended 1X Lighting Fixtures With Frosted Diffuser

### Luminaires Suspendus 1X Avec Diffuseur Givré

#### UYGULAMA ALANLARI

Ofisler  
Toplantı Odaları  
Mağazalar  
Hastaneler  
Okullar  
Koridorlar

#### APPLICATION AREAS

Offices  
Meeting rooms  
Stores  
Hospitals  
Schools  
Corridors

#### DOMAINES D'UTILISATION

Bureaux  
Salles de Réunion  
Magasins  
Hopitaux  
Ecoles  
Couloirs

#### GÖVDE

Bronz ve gümüş renk seçenekli, ince (37mm) zarif tasarıma sahip, saten eloksal kaplamalı alüminyum.

#### DİFÜZÖR

UV korumalı akrilik prizmatik difüzör.

#### KONVERTÖR

ENEC standartlarına uygun, uzun ömürlü sabit akımlı konvertör.

#### LED

50.000 saat ömürlü LUMILEDS / OSRAM / NICHIA marka LED'li LED modüller.

#### ASKI

1mm çelik örgü tel ve nikel kaplamalı prinç parçalardan mamul, askı boyu ayarlanabilir, şeffaf elektrik kablosu ve tavana monte edilen estetik tasarıma sahip elektrik bağlantı kutusu ile birlikte.

#### BODY

Anodized aluminum with satin finishing. Bronze and silver color options with thin (37mm) elegant design.

#### DIFFUSER

UV stabilized acrylic prismatic diffuser.

#### CONVERTER

Long life, low power loss converter with constant current. Compatible with ENEC standards.

#### LED

LED modules with 50,000 hours lifetime LUMILEDS / OSRAM / NICHIA brand LEDs.

#### SUSPENSION

Composed of 1mm steel wire rope and nickel-plated brass components. Suspension height is adjustable. Supplied with transparent electric cord and ceiling mounted electrical junction box with aesthetic design.

#### CORPS

Corps en aluminium anodisé, satiné. Design Élégant. Couleurs argent et bronze disponibles. Epaisseur : 37mm.

#### DIFFUSEUR

Diffuseur prismatique en acrylique . Anti UV.

#### CONVERTEUR

Convertisseur, conforme aux normes ENEC. Longue vie. Perte de puissance faible avec courant constant .


#### LED

Modules LED – Durée de vie 50.000 heures avec LED de marque LUMILEDS / OSRAM / NICHIA.

#### SYSTEME DE FIXATION

Composé d'un cable en acier de 1 mm , de composants en laiton nickelés. Livré avec un cordon électrique transparent et une boîte de jonction électrique à fixer au plafond.

Renk Seçenekleri  
Color Options  
Options de Couleur



Gümüş  
Silver  
Argent



Bronz  
Bronze



LED'li Tip / LED Type / Type LED

Renk Geri Verim Indexi / Color Rendering Index / Indice de Rendu des Couleurs: (CRI): Ra>80

Kod Code	Güç Power Puissance (W)	LED Tipi LED Type Type De LED	LED Modül LED Module Module LED	Işık Akısı Lum. Flux Flux Lum. (lm)	Renk Sıcaklığı Color Temperature Température De Couleur (K)	Ölçüler Dimensions (mm)			Ağırlık Weight Poids (kg)	Ambalaj Adedi Packing Quantity Colisage	Adet/20" Konteyner Pcs./20" Conteneur
						a	b	h			
PL1S11L15C	1x6,3	2835 SMD	PCB	900	2700 - 6500	165	438	37	1.2	2	5000
PL1S12L15C	2x6,3	2835 SMD	PCB	1800	2700 - 6500	165	718	37	1.9	2	3350
PL1S13L15C	3x6,3	2835 SMD	PCB	2700	2700 - 6500	165	998	37	2.6	2	2500
PL1S14L15C	4x6,3	2835 SMD	PCB	3600	2700 - 6500	165	1278	37	3.4	2	2000
PL1S15L15C	5x6,3	2835 SMD	PCB	4500	2700 - 6500	165	1558	37	4.1	2	1750



V / Hz 220 - 240 / 50 - 60

Opsiyonlar	Options	Options
DIM edilebilir elektronik balast yada konvertör. LED'li modeller için acil durum kiti.	Dimmable electronic ballast or convertor. Emergency kit for models with LED	Ballast électronique dimmable ou convertor. Kit d'urgence pour les modèles LED.
NOT	NOTE	NOTE
Belirtilen lümen değerleri LED üzerindeki lümen değerleridir.	Given lumen values are values on LED.	Les valeurs de lumen données sont les valeurs sur LED.
Belirtilen güç değerleri LED üzerindeki DC güç değerleridir.	Given power values are DC power values on LED.	Les valeurs de puissance données sont les valeurs de courant continu puissance sur LED.

# ELEGANT

## LED

### Sıva Üstü 1X Buzlu Difüzörlü Aydınlatma Armatürleri

### Surface Mounted 1X Lighting Fixtures With Frosted Diffuser

### Luminaires Apparents 1X Avec Diffuseur Givré

#### UYGULAMA ALANLARI

Ofisler  
Toplantı Odaları  
Mağazalar  
Hastaneler  
Okullar  
Koridorlar

#### APPLICATION AREAS

Offices  
Meeting rooms  
Stores  
Hospitals  
Schools  
Corridors

#### DOMAINES D'UTILISATION

Bureaux  
Salles de Réunion  
Magasins  
Hopitaux  
Ecoles  
Couloirs

#### GÖVDE

Bronz ve gümüş renk seçenekli, ince (37mm) zarif tasarıma sahip, saten eloksal kaplamalı alüminyum.

#### DİFÜZÖR

UV korumalı akrilik prizmatik difüzör.

#### KONVERTÖR

ENEC standartlarına uygun, uzun ömürlü sabit akımlı konvertör.

#### LED

50.000 saat ömürlü LUMILEDS / OSRAM / NICHIA marka LED'li LED modüller.

#### BODY

Anodized aluminum with satin finishing. Bronze and silver color options with thin (37mm) elegant design.

#### DIFFUSER

UV stabilized acrylic prismatic diffuser.

#### CONVERTER

Long life, low power loss converter with constant current. Compatible with ENEC standards.

#### LED

LED modules with 50,000 hours lifetime LUMILEDS / OSRAM / NICHIA brand LEDs.

#### CORPS

Corps en aluminium anodisé, satiné. Design Élégant. Couleurs argent et bronze disponibles. Epaisseur : 37mm.

#### DIFFUSEUR

Diffuseur prismatique en acrylique . Anti UV.

#### CONVERTEUR


Convertisseur, conforme aux normes ENEC. Longue vie. Perte de puissance faible avec courant constant .

#### LED

Modules LED – Durée de vie 50.000 heures avec LED de marque LUMILEDS / OSRAM / NICHIA.



Renk Seçenekleri  
Color Options  
Options de Couleur



Gümüş  
Silver  
Argent


Bronz  
Bronze




LED'li Tip / LED Type / Type LED

Renk Geri Verim İndeksi / Color Rendering Index / Indice de Rendu des Couleurs: (CRI): Ra>80

Kod Code	Güç Power Puissance (W)	LED Tipi LED Type Type De LED	LED Modül LED Module Module LED	Işık Akısı Lum. Flux Flux Lum. (lm)	Renk Sıcaklığı Color Temperature Température De Couleur (K)	Ölçüler Dimensions (mm)			Ağırlık Weight Poids (kg)	Ambalaj Adedi Packing Quantity Colisage	Adet/20" Konteyner Pcs./20" Conteneur
						a	b	h			
PL1U11L15C	1x6,3	2835 SMD	PCB	900	2700 - 6500	165	438	37	1.3	2	5000
PL1U12L15C	2x6,3	2835 SMD	PCB	1800	2700 - 6500	165	718	37	2.0	2	3300
PL1U13L15C	3x6,3	2835 SMD	PCB	2700	2700 - 6500	165	998	37	2.7	2	2500
PL1U14L15C	4x6,3	2835 SMD	PCB	3600	2700 - 6500	165	1278	37	3.5	2	2000
PL1U15L15C	5x6,3	2835 SMD	PCB	4500	2700 - 6500	165	1558	37	4.2	2	1750



P51U135C CO - C180  
C90 - C270



V / Hz 220 - 240 / 50 - 60

Opsiyonlar	Options	Options
DIM edilebilir elektronik balast yada konvertör. LED'li modeller için acil durum kiti.	Dimmable electronic ballast or convertor. Emergency kit for models with LED	Ballast électronique dimmable ou convertor. Kit d'urgence pour les modèles LED.
NOT	NOTE	NOTE
Belirtilen lümen değerleri LED üzerindeki lümen değerleridir.	Given lumen values are values on LED.	Les valeurs de lumen données sont les valeurs sur LED.
Belirtilen güç değerleri LED üzerindeki DC güç değerleridir.	Given power values are DC power values on LED.	Les valeurs de puissance données sont les valeurs de courant continu puissance sur LED.

# ELEGANT

## LED

### Sarkıt 2X Buzlu Difüzörlü Aydınlatma Armatürleri

### Suspended 2X Lighting Fixtures With Frosted Diffuser

### Luminaire Suspendus 2X Avec Diffuseur Givré

#### UYGULAMA ALANLARI

Ofisler  
Toplantı Odaları  
Mağazalar  
Hastaneler  
Okullar  
Koridorlar

#### APPLICATION AREAS

Offices  
Meeting rooms  
Stores  
Hospitals  
Schools  
Corridors

#### DOMAINES D'UTILISATION

Bureaux  
Salles de Réunion  
Magasins  
Hopitaux  
Ecoles  
Couloirs

#### GÖVDE

Bronz ve Gümüş renk seçenekli, ince (37mm) zarif tasarıma sahip, saten eloksal kaplamalı alüminyum.

#### DİFÜZÖR

UV korumalı akrilik prizmatik difüzör.

#### KONVERTÖR

ENEC standartlarına uygun, uzun ömürlü sabit akımlı konvertör.

#### LED

50.000 saat ömürlü LUMILEDS / OSRAM / NICHIA marka LED'li LED modüller.

#### ASKI

1mm çelik örgü tel ve nikel kaplamalı prınc parçalardan mamul, askı boyu ayarlanabilir, şeffaf elektrik kablosu ve tavana monte edilen estetik tasarıma sahip elektrik bağlantı kutusu ile birlikte.

#### BODY

Anodized aluminum with satin finishing. Bronze and silver color options with thin (37mm) elegant design.

#### DIFFUSER

UV stabilized acrylic prismatic diffuser.

#### CONVERTER

Long life, low power loss converter with constant current. Compatible with ENEC standards.

#### LED

LED modules with 50,000 hours lifetime LUMILEDS / OSRAM / NICHIA brand LEDs.

#### SUSPENSION

Composed of 1mm steel wire rope and nickel-plated brass components. Suspension height is adjustable. Supplied with transparent electric cord and ceiling mounted electrical junction box with aesthetic design.

#### CORPS

Corps en aluminium anodisé, satiné. Design élégant. Couleurs argent et bronze disponibles. Epaisseur 37 mm.

#### DIFFUSEUR

Diffuseur prismatique en acrylique. Anti UV.

#### CONVERTEUR

Convertisseur, conforme aux normes ENEC. Longue vie. Perte de puissance faible avec courant constant.


#### LED

Modules LED – Durée de vie 50.000 heures avec LED de marque LUMILEDS / OSRAM / NICHIA.

#### SYSTEME DE FIXATION

Composé d'un fil en acier de 1mm, de composants en laiton nickelés. Livré avec un cordon électrique transparent et une boîte de jonction électrique à fixer au plafond.

Renk Seçenekleri  
Color Options  
Options de Couleur



Gümüş  
Silver  
Argent


Bronz  
Bronze



LED'li Tip / LED Type / Type LED

Renk Geri Verim Indexi / Color Rendering Index / Indice de Rendu des Couleurs: (CRI): Ra>80


Kod Code	Güç Power Puissance (W)	LED Tipi LED Type Type De LED	LED Modül LED Module Module LED	Işık Akısı Lum. Flux Flux Lum. (lm)	Renk Sıcaklığı Color Temperature Température De Couleur (K)	Ölçüler Dimensions (mm)			Ağırlık Weight Poids (kg)	Ambalaj Adedi Packing Quantity Colisage	Adet/20" Konteyner Pcs./20" Container Pcs./20" Conteneur
						a	b	h			
PL1S21L15C	2x6,3	2835 SMD	PCB	1800	2700 - 6500	287	438	37	2.2	4	2290
PL1S22L15C	4x6,3	2835 SMD	PCB	3600	2700 - 6500	287	718	37	3.3	4	1440
PL1S23L15C	6x6,3	2835 SMD	PCB	5400	2700 - 6500	287	1000	37	4.3	2	1030
PL1S24L15C	8x6,3	2835 SMD	PCB	7200	2700 - 6500	287	1280	37	5.4	2	810
PL1S25L15C	10x6,3	2835 SMD	PCB	9000	2700 - 6500	287	1560	37	6.7	2	670



V / Hz 220 - 240 / 50 - 60

Opsiyonlar	Options	Options
DIM edilebilir elektronik balast yada konvertör. LED'li modeller için acil durum kiti.	Dimmable electronic ballast or convertor. Emergency kit for models with LED	Ballast électronique dimmable ou convertor. Kit d'urgence pour les modèles LED.

NOT	NOTE	NOTE
Belirtilen lümen değerleri LED üzerindeki lümen değerleridir.	Given lumen values are values on LED.	Les valeurs de lumen données sont les valeurs sur LED.
Belirtilen güç değerleri LED üzerindeki DC güç değerleridir.	Given power values are DC power values on LED.	Les valeurs de puissance données sont les valeurs de courant continu puissance sur LED.





## ELEGANT

### LED

#### Sıva Üstü 2X Buzlu Difüzörlü Aydınlatma Armatürleri

#### Surface Mounted 2X Lighting Fixtures With Frosted Diffuser

#### Luminaires Apparents 2X Avec Diffuseur Givré

#### UYGULAMA ALANLARI

Ofisler  
Toplantı Odaları  
Mağazalar  
Hastaneler  
Okullar  
Koridorlar

#### APPLICATION AREAS

Offices  
Meeting rooms  
Stores  
Hospitals  
Schools  
Corridors

#### DOMAINES D'UTILISATION

Bureaux  
Salles de Réunion  
Magasins  
Hopitaux  
Ecoles  
Couloirs

#### GÖVDE

Bronz ve Gümüş renk seçenekli, ince (37mm) zarif tasarıma sahip, saten eloksal kaplamalı alüminyum.

#### DİFÜZÖR

UV korumalı akrilik prizmatik difüzör.

#### KONVERTÖR

ENEC standartlarına uygun, uzun ömürlü sabit akımlı konvertör.

#### LED

50.000 saat ömürlü LUMILEDS / OSRAM / NICHIA marka LED'li LED modüller.

#### BODY

Anodized aluminum with satin finishing. Bronze and silver color options with thin (37mm elegant design).

#### DIFFUSER

UV stabilized acrylic prismatic diffuser.

#### CONVERTER

Long life, low power loss converter with constant current. Compatible with ENEC standards.

#### LED

LED modules with 50,000 hours lifetime LUMILEDS / OSRAM / NICHIA brand LEDs.

#### CORPS

Corps en aluminium anodisé, satiné. Design Élégant. Couleurs argent et bronze disponibles. Epaisseur : 37mm.

#### DIFFUSEUR

Diffuseur prismatique en acrylique . Anti UV.

#### CONVERTEUR

Convertisseur, conforme aux normes ENEC. Longue vie. Perte de puissance faible avec courant constant .

#### LED

Modules LED – Durée de vie 50.000 heures avec LED de marque LUMILEDS / OSRAM / NICHIA.

Renk Seçenekleri  
Color Options  
Options de Couleur

Gümüş  
Silver  
Argent


Bronz  
Bronze



LED'li Tip / LED Type / Type LED


Renk Geri Verim İndeksi / Color Rendering Index / Indice de Rendu des Couleurs: (CRI): Ra>80

Kod Code	Güç Power Puissance (W)	LED Tipi LED Type Type De LED	LED Modül LED Module Module LED	Işık Akısı Lum. Flux Flux Lum. (lm)	Renk Sıcaklığı Color Temperature Température De Couleur (K)	Ölçüler Dimensions (mm)			Ağırlık Weight Poids (kg)	Ambalaj Adedi Packing Quantity Colisage	Adet/20" Konteyner Pcs./20" Container Pcs./20" Conteneur
						a	b	h			
PL1U21L15C	2x6,3	2835 SMD	PCB	1800	2700 - 6500	287	438	37	2.2	4	2290
PL1U22L15C	4x6,3	2835 SMD	PCB	3600	2700 - 6500	287	718	37	3.4	4	1440
PL1U23L15C	6x6,3	2835 SMD	PCB	5400	2700 - 6500	287	1000	37	4.4	2	1030
PL1U24L15C	8x6,3	2835 SMD	PCB	7200	2700 - 6500	287	1280	37	5.5	2	810
PL1U25L15C	10x6,3	2835 SMD	PCB	9000	2700 - 6500	287	1560	37	6.8	2	670



P51U249C

CO - C180  
C90 - C270



V / Hz 220 - 240 / 50 - 60

Opsiyonlar	Options	Options
DIM edilebilir elektronik balast yada konvertör. LED'li modeller için acil durum kit.	Dimmable electronic ballast or convertor. Emergency kit for models with LED	Ballast électronique dimmable ou converteur. Kit d'urgence pour les modèles LED.
NOT	NOTE	NOTE
Belirtilen lümen değerleri LED üzerindeki lümen değerleridir.	Given lumen values are values on LED.	Les valeurs de lumen données sont les valeurs sur LED.
Belirtilen güç değerleri LED üzerindeki DC güç değerleridir.	Given power values are DC power values on LED.	Les valeurs de puissance données sont les valeurs de courant continu puissance sur LED.

# ELEGANT

## LED

Sıva Üstü 1X Buzlu Difüzörlü  
Eklenebilir Aydınlatma Armatürleri

Surface Mounted 1X Continuous  
Lighting Fixtures With Frosted  
Diffuser

Luminaire Continus Apparents 1X  
Avec Diffuseur Givré

### UYGULAMA ALANLARI

Ofisler  
Toplantı Odaları  
Mağazalar  
Hastaneler  
Okullar  
Koridorlar

### APPLICATION AREAS

Offices  
Meeting rooms  
Stores  
Hospitals  
Schools  
Corridors

### DOMAINES D'UTILISATION

Bureaux  
Salles de Réunion  
Magasins  
Hopitaux  
Ecoles  
Couloirs

### GÖVDE

Bronz ve Gümüş renk seçeneği, ince (37mm) zarif tasarıma sahip, saten eloksal kaplamalı alüminyum.

### DİFÜZÖR

UV korumalı akrilik prizmatik difüzör.

### KONVERTÖR

ENEC standartlarına uygun, uzun ömürlü sabit akımlı konvertör.

### LED

50.000 saat ömürlü LUMILEDS / OSRAM / NICHIA marka LED'li LED modüller.

### BODY

Anodized aluminum with satin finishing. Bronze and silver color options with thin (37mm) elegant design.

### DİFÜZER

UV stabilized acrylic prismatic diffuser.

### CONVERTER

Long life, low power loss converter with constant current. Compatible with ENEC standards.

### LED

LED modules with 50,000 hours lifetime LUMILEDS / OSRAM / NICHIA brand LEDs.

### CORPS

Corps en aluminium anodisé, satiné. Design Élégant. Couleurs argent et bronze disponibles. Epaisseur : 37mm.

### DİFUSEUR

Diffuseur prismatique en acrylique . Anti UV.

### CONVERTEUR

Convertisseur, conforme aux normes ENEC. Longue vie. Perte de puissance faible avec courant constant .

### LED

Modules LED – Durée de vie 50.000 heures avec LED de marque LUMILEDS / OSRAM / NICHIA.

Renk Seçenekleri  
Color Options  
Options de Couleur

Gümüş  
Silver  
Argent

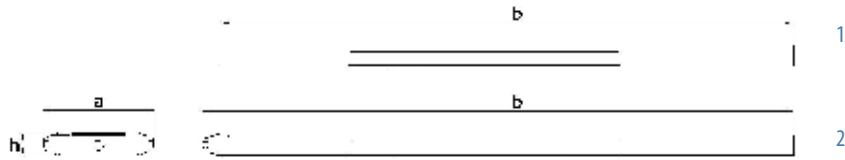
Bronz  
Bronze




LED'li Tip / LED Type / Type LED

Renk Geri Verim Indexi / Color Rendering Index / Indice de Rendu des Couleurs: (CRI): Ra>80

Kod Code	Güç Power Puissance (W)	LED Tipi LED Type Type De LED	LED Modül LED Module Module LED	Işık Akısı Lum. Flux Flux Lum. (lm)	Renk Sıcaklığı Color Temperature Température De Couleur (K)	Ölçüler Dimensions (mm)			Ağırlık Weight Poids (kg)	Ambalaj Adedi Packing Quantity Colisage	Adet/20" Konteyner Pcs./20" Container Pcs./20" Conteneur
						a	b	h			
PL1U14L15CSB	4x6,3	2835 SMD	PCB	3600	2700 - 6500	165	1242	37	3.4	2	1340
PL1U14L15CSO	4x6,3	2835 SMD	PCB	3600	2700 - 6500	165	1211	37	3.3	2	1370
PL1U15L15CSB	5x6,3	2835 SMD	PCB	4500	2700 - 6500	165	1522	37	4.1	2	1100
PL1U15L15CSO	5x6,3	2835 SMD	PCB	4500	2700 - 6500	165	1491	37	4.0	2	1120



P51U135C  
C0 - C180  
C90 - C270



V / Hz 220 - 240 / 50 - 60

Opsiyonlar	Options	Options
DIM edilebilir elektronik balast yada konvertör. LED'li modeller için acil durum kiti.	Dimmable electronic ballast or convertor. Emergency kit for models with LED	Ballast électronique dimmable ou converteur. Kit d'urgence pour les modèles LED.

NOT	NOTE	NOTE
Belirtilen lümen değerleri LED üzerindeki lümen değerleridir.	Given lumen values are values on LED.	Les valeurs de lumen données sont les valeurs sur LED.
Belirtilen güç değerleri LED üzerindeki DC güç değerleridir.	Given power values are DC power values on LED.	Les valeurs de puissance données sont les valeurs de courant continu puissance sur LED.

# ELEGANT

## LED

Sıva Üstü 2X Buzlu Difüzörlü  
Eklenebilir Aydınlatma Armatürleri

Surface Mounted 2X Continuous  
Lighting Fixtures With Frosted  
Diffuser

Luminaire Continus Apparents  
2X Avec Diffuseur Givré

### UYGULAMA ALANLARI

Ofisler  
Toplantı Odaları  
Mağazalar  
Hastaneler  
Okullar  
Koridorlar

### APPLICATION AREAS

Offices  
Meeting rooms  
Stores  
Hospitals  
Schools  
Corridors

### DOMAINES D'UTILISATION

Bureaux  
Salles de Réunion  
Magasins  
Hopitaux  
Ecoles  
Couloirs

### GÖVDE

Bronz ve gümüş renk seçenekli, ince (37mm) zarif tasarıma sahip, saten eloksal kaplamalı alüminyum.

### DİFÜZÖR

UV korumalı akrilik prizmatik difüzör.

### KONVERTÖR

ENEC standartlarına uygun, uzun ömürlü sabit akımlı konvertör.

### LED

50.000 saat ömürlü LUMILEDS / OSRAM / NICHIA marka LED'li LED modüller.

### BODY

Anodized aluminum with satin finishing. Bronze and silver color options with thin (37mm) elegant design.

### DİFFUSER

UV stabilized acrylic prismatic diffuser.

### CONVERTER

Long life, low power loss converter with constant current. Compatible with ENEC standards.

### LED

LED modules with 50,000 hours lifetime LUMILEDS / OSRAM / NICHIA brand LEDs.

### CORPS

Corps en aluminium anodisé, satiné. Design Élégant. Couleurs argent et bronze disponibles. Epaisseur : 37mm.

### DİFFUSEUR

Diffuseur prismatique en acrylique . Anti UV.

### CONVERTEUR


Convertisseur, conforme aux normes ENEC. Longue vie. Perte de puissance faible avec courant constant .

### LED

Modules LED – Durée de vie 50.000 heures avec LED de marque LUMILEDS / OSRAM / NICHIA.



Renk Seçenekleri  
Color Options  
Options de Couleur



Gümüş  
Silver  
Argent

Bronz  
Bronze




LED'li Tip / LED Type / Type LED

Renk Geri Verim Indexi / Color Rendering Index / Indice de Rendu des Couleurs: (CRI): Ra>80

Kod Code	Güç Power Puissance (W)	LED Tipi LED Type Type De LED	LED Modül LED Module Module LED	Işık Akısı Lum. Flux Flux Lum. (lm)	Renk Sıcaklığı Color Temperature Température De Couleur (K)	Ölçüler Dimensions (mm)			Ağırlık Weight Poids (kg)	Ambalaj Adedi Packing Quantity Colisage	Adet/20" Konteyner Pcs./20" Conteneur
						a	b	h			
PL1U24L15CSB	8x6,3	2835 SMD	PCB	7200	2700 - 6500	287	1242	37	5.3	2	840
PL1U24L15CSO	8x6,3	2835 SMD	PCB	7200	2700 - 6500	287	1211	37	5.2	2	860
PL1U25L15CSB	10x6,3	2835 SMD	PCB	9000	2700 - 6500	287	1522	37	6.6	2	690
PL1U25L15CSO	10x6,3	2835 SMD	PCB	9000	2700 - 6500	287	1491	37	6.5	2	700



P51U249C CO - C180  
C90 - C270



V / Hz 220 - 240 / 50 - 60

Opsiyonlar	Options	Options
DIM edilebilir elektronik balast yada konvertör. LED'li modeller için acil durum kiti.	Dimmable electronic ballast or convertor. Emergency kit for models with LED	Ballast électronique dimmable ou converteur. Kit d'urgence pour les modèles LED.

NOT	NOTE	NOTE
Belirtilen lümen değerleri LED üzerindeki lümen değerleridir.	Given lumen values are values on LED.	Les valeurs de lumen données sont les valeurs sur LED.
Belirtilen güç değerleri LED üzerindeki DC güç değerleridir.	Given power values are DC power values on LED.	Les valeurs de puissance données sont les valeurs de courant continu puissance sur LED.



## ELEGANT

### LED

Sıva Üstü 4X Buzlu Difüzörlü  
Aydınlatma Armatürleri

Surface Mounted 4X Lighting  
Fixtures With Frosted Diffuser

Luminaire Apparents 4X avec  
Diffuseur Givré

#### UYGULAMA ALANLARI

Ofisler  
Toplantı odaları  
Mağazalar  
Hastaneler  
Okullar  
Koridorlar

#### APPLICATION AREAS

Offices  
Meeting rooms  
Stores  
Hospitals  
Schools  
Corridors

#### DOMAINES D'UTILISATION

Bureaux  
Salles de Réunion  
Magasins  
Hopitaux  
Ecoles  
Coulors

#### GÖVDE

Bronz ve Gümüş renk seçenekli, ince (37mm) zarif tasarıma sahip, saten eloksal kaplamalı alüminyum.

#### DİFÜZÖR

UV korumalı akrilik prizmatik difüzör.

#### KONVERTÖR

ENEC standartlarına uygun, uzun ömürlü sabit akımlı konvertör.

#### LED

50.000 saat ömürlü LUMILEDS / OSRAM / NICHIA marka LED'li LED modüller.

#### BODY

Anodized aluminum with satin finishing. Bronze and silver color options with thin (37mm) elegant design.

#### DIFFUSER

UV stabilized acrylic prismatic diffuser.

#### BALLAST

Electronic ballast with long life, low power loss EEI = A2 and constant flux. Compatible with ENEC standards.

#### CONVERTER

Long life, low power loss converter with constant current. Compatible with ENEC standards.

#### LED

LED modules with 50,000 hours lifetime LUMILEDS / OSRAM / NICHIA brand LEDs.

#### CORPS

Corps en aluminium anodisé, satiné. Design Élégant. Couleurs argent et bronze disponibles. Epaisseur : 37mm.

#### DIFFUSEUR

Diffuseur prismatique en acrylique. Anti UV.

#### CONVERTEUR

Convertisseur, conforme aux normes ENEC. Longue vie. Perte de puissance faible avec courant constant .


#### LED

Modules LED – Durée de vie 50.000 heures avec LED de marque LUMILEDS / OSRAM / NICHIA.

Renk Seçenekleri  
Color Options  
Options de Couleur

Gümüş  
Silver  
Argent

Bronz  
Bronze




LED'li Tip / LED Type / Type LED

Renk Geri Verim İndeksi / Color Rendering Index / Indice de Rendu des Couleurs: (CRI): Ra>80

Kod Code	Güç Power Puissance (W)	LED Tipi LED Type Type De LED	LED Modül LED Module Module LED	Işık Akısı Lum. Flux Flux Lum. (lm)	Renk Sıcaklığı Color Temperature Température De Couleur (K)	Ölçüler Dimensions (mm)			Ağırlık Weight Poids (kg)	Ambalaj Adedi Packing Quantity Colisage	Adet/20" Konteyner Pcs./20" Container Pcs./20" Conteneur
						a	b	h			
PL1U42L15C	8x6,3	2835 SMD	PCB	7200	2700 - 6500	486	718	37	5.2	2	880
PL1U43L15C	12x6,3	2835 SMD	PCB	10800	2700 - 6500	486	1000	37	7.0	2	630
PL1U44L15C	16x6,3	2835 SMD	PCB	14400	2700 - 6500	486	1280	37	8.7	2	500
PL1U45L15C	20x6,3	2835 SMD	PCB	18000	2700 - 6500	486	1560	37	10.5	2	410



P51U414C  
CO - C180  
C90 - C270



V / Hz 220 - 240 / 50 - 60

Opsiyonlar	Options	Options
DIM edilebilir elektronik balast yada konvertör. LED'li modeller için acil durum kiti.	Dimmable electronic ballast or convertor. Emergency kit for models with LED	Ballast électronique dimmable ou converteur. Kit d'urgence pour les modèles LED.

NOT	NOTE	NOTE
Belirtilen lümen değerleri LED üzerindeki lümen değerleridir.	Given lumen values are values on LED.	Les valeurs de lumen données sont les valeurs sur LED.
Belirtilen güç değerleri LED üzerindeki DC güç değerleridir.	Given power values are DC power values on LED.	Les valeurs de puissance données sont les valeurs de courant continu puissance sur LED.

# fibreLED

LED Lighting Specialists





**APLIK / APPLIQUE**



## APLIK / APPLIQUE

### LED

#### Ayna Üstü Buzlu Difüzörlü Aplik Aydınlatma Armatürleri

#### Mirror Type Applique Lighting Fixtures With Frosted Diffuser

#### Applique Pour Miroir Avec Diffuseur Givré

#### UYGULAMA ALANLARI

Lavabolar  
Banyolar  
Ofisler  
Toplantı Odaları  
Mağazalar  
Hastaneler  
Okullar  
Koridorlar

#### APPLICATION AREAS

Washbasins  
Bathrooms  
Offices  
Meeting rooms  
Stores  
Hospitals  
Schools  
Corridors

#### DOMAINES D'UTILISATION

Lavabos  
Salles de Bain  
Bureaux  
Salles de Réunions  
Magasins  
Hopitaux  
Ecoles  
Couloirs

#### GÖVDE

Beyaz, gümüş, siyah renk seçenekleri ile zarif tasarıma sahip alüminyum.

#### DİFÜZÖR

UV korumalı buzlu difüzör.

#### KONVERTÖR

ENEC standartlarına uygun, uzun ömürlü sabit akımlı konvertör.

#### LED

50.000 saat ömürlü LUMILEDS / OSRAM / NICHIA marka LED'li LED modüller.

#### BODY

Anodized aluminum with satin finishing. Black, white and silver color options with elegant design.

#### DIFFUSER

UV stabilized frosted diffuser.

#### CONVERTER

Long life, low power loss converter with constant current. Compatible with ENEC standards.

#### LED

LED modules with 50,000 hours lifetime LUMILEDS / OSRAM / NICHIA brand LEDs.

#### CORPS

Corps en aluminium anodisé, satiné. Design élégant. Couleurs blanc, argent, noir disponibles.

#### DIFFUSEUR

Diffuseur givré. Anti UV.

#### CONVERTEUR

Convertisseur, conforme aux normes ENEC. Longue vie. Perte de puissance faible avec courant constant.

#### LED

Modules LED – Durée de vie 50.000 heures avec LED de marque LUMILEDS / OSRAM / NICHIA.


Renk Seçenekleri  
Color Options  
Options de Couleur



LED'li Tip / LED Type / Type LED


Renk Geri Verim Indexi / Color Rendering Index / Indice de Rendu des Couleurs: (CRI): Ra>80

Kod Code	Güç Power Puissance (W)	LED Tipi LED Type Type De LED	LED Modül LED Module Module LED	Işık Akısı Lum. Flux Flux Lum. (lm)	Renk Sıcaklığı Color Temperature Température De Couleur (K)	Ölçüler Dimensions (mm)			Ağırlık Weight Poids (kg)	Ambalaj Adedi Packing Quantity Colisage	Adet/20" Konteyner Pcs./20" Conteneur
						a	b	h			
PLSU11L15C	1x6,3	2835 SMD	PCB	900	2700 - 6500	104	310	60	1.3	2	5620
PLSU12L15C	2x6,3	2835 SMD	PCB	1800	2700 - 6500	104	590	60	1.7	2	3120
PLSU13L15C	3x6,3	2835 SMD	PCB	2700	2700 - 6500	104	870	60	2.0	2	2160
PLSU14L15C	4x6,3	2835 SMD	PCB	3600	2700 - 6500	104	1151	60	2.4	2	1655



V / Hz 220 - 240 / 50 - 60

Opsiyonlar	Options	Options
DIM edilebilir elektronik balast yada konvertör. LED`li modeller için acil durum kiti.	Dimmable electronic ballast or convertor. Emergency kit for models with LED	Ballast électronique dimmable ou convertor. Kit d`urgence pour les modèles LED.
NOT	NOTE	NOTE
Belirtilen lümen değerleri LED üzerindeki lümen değerleridir.	Given lumen values are values on LED.	Les valeurs de lumen données sont les valeurs sur LED.
Belirtilen güç değerleri LED üzerindeki DC güç değerleridir.	Given power values are DC power values on LED.	Les valeurs de puissance données sont les valeurs de courant continu puissance sur LED.



## APLIK / APPLIQUE

### LED

#### Mutfak Tipi Buzlu Difüzörlü Aplik Aydınlatma Armatürleri

#### Kitchen Type Applique Lighting Fixture With Frosted Diffuser

#### Applique Pour Cuisine Avec Diffuseur Givré

#### UYGULAMA ALANLARI

Mutfak Dolap Altları  
Raf Altları  
Alışveriş Merkezleri  
Marketler  
Ofisler  
Toplantı Odaları  
Mağazalar  
Hastaneler  
Okullar  
Koridorlar

#### APPLICATION AREAS

Under Kitchen Cabinets  
Under Shelves  
Shopping Malls  
Supermarkets  
Offices  
Meeting rooms  
Stores  
Hospitals  
Schools  
Corridors

#### DOMAINES D'UTILISATION

Sous Placards de Cuisine  
Sous Etagères  
Centres Commerciaux  
Supermarchés  
Bureaux  
Salles de Réunions  
Magasins  
Hopitaux  
Ecoles  
Couloirs

#### GÖVDE

Beyaz, gümüş, siyah renk seçenekleri ile zarif tasarıma sahip alüminyum.

#### DİFÜZÖR

UV korumalı buzlu difüzör.

#### KONVERTÖR

ENEC standartlarına uygun, uzun ömürlü sabit akımlı konvertör.

#### LED

50.000 saat ömürlü LUMILEDS / OSRAM / NICHIA marka LED'li LED modüller.

#### BODY

Anodized aluminum with satin finishing. Black, white and silver options with elegant design.

#### DIFFUSER

UV stabilized frosted diffuser.

#### CONVERTER

Long life, low power loss converter with constant current. Compatible with ENEC standards.

#### LED

LED modules with 50,000 hours lifetime LUMILEDS / OSRAM / NICHIA brand LEDs.

#### CORPS

Corps en aluminium anodisé, satiné. Design élégant. Couleurs blanc, argent, noir disponibles.

#### DIFFUSEUR

Diffuseur givré. Anti UV.

#### CONVERTEUR

Convertisseur, conforme aux normes ENEC. Longue vie. Perte de puissance faible avec courant constant.

#### LED

Modules LED – Durée de vie 50.000 heures avec LED de marque LUMILEDS / OSRAM / NICHIA.




Renk Seçenekleri  
Color Options  
Options de Couleur



LED'li Tip / LED Type / Type LED


Renk Geri Verim Indexi / Color Rendering Index / Indice de Rendu des Couleurs: (CRI): Ra>80

Kod Code	Güç Power Puissance (W)	LED Tipi LED Type Type De LED	LED Modül LED Module Module LED	Işık Akısı Lum. Flux Flux Lum. (lm)	Renk Sıcaklığı Color Temperature Température De Couleur (K)	Ölçüler Dimensions (mm) a l h			Ağırlık Weight Poids (kg)	Ambalaj Adedi Packing Quantity Colisage	Adet/20" Konteyner Pcs./20" Conteneur
PL9U11L15C	1x6,3	2835 SMD	PCB	900	2700 - 6500	93	328	63	0,7	2	5890
PL9U12L15C	2x6,3	2835 SMD	PCB	1800	2700 - 6500	93	609	63	1,8	2	3310
PL9U13L15C	3x6,3	2835 SMD	PCB	2700	2700 - 6500	93	890	63	2,3	2	2280
PL9U14L15C	4x6,3	2835 SMD	PCB	3600	2700 - 6500	93	1170	63	2,8	2	1750
PL9U15L15C	5x6,3	2835 SMD	PCB	4500	2700 - 6500	93	1450	63	3,3	2	1420



V / Hz 220 - 240 / 50 - 60

Opsiyonlar	Options	Options
DIM edilebilir elektronik balast yada konvertör. LED`li modeller için acil durum kiti.	Dimmable electronic ballast or convertor. Emergency kit for models with LED	Ballast électronique dimmable ou converteur. Kit d`urgence pour les modèles LED.



NOT	NOTE	NOTE
Belirtilen lümen değerleri LED üzerindeki lümen değerleridir.	Given lumen values are values on LED.	Les valeurs de lumen données sont les valeurs sur LED.
Belirtilen güç değerleri LED üzerindeki DC güç değerleridir.	Given power values are DC power values on LED.	Les valeurs de puissance données sont les valeurs de courant continu puissance sur LED.



 **pamir**<sup>®</sup>  
aydinlatma

**fibreLED**  
LED Lighting Specialists



**SIVA ÜSTÜ LED ARMATÜR**



## SIVA ÜSTÜ / SURFACE / APPARENT

### LED

Sıva Üstü Buzlu Difüzörlü  
Aydınlatma Armatürleri

Surface Mounted Lighting Fixtures  
With Frosted Diffuser

Luminaires Apparents  
Avec Diffuseur Givré

### UYGULAMA ALANLARI

Alışveriş Merkezleri  
Marketler  
Ofisler  
Toplantı odaları  
Mağazalar  
Hastaneler  
Okullar  
Koridorlar

### APPLICATION AREAS

Shopping Malls  
Supermarkets  
Offices  
Meeting rooms  
Stores  
Hospitals  
Schools  
Corridors

### DOMAINES D'UTILISATION

Centres Commerciaux  
Supermarchés  
Bureaux  
Salles de Réunion  
Magasins  
Hopitaux  
Ecoles  
Couloirs

### GÖVDE

Elektrostatik toz boyalı sac.

### DİFÜZÖR

UV korumalı difüzör

### KONVERTÖR

ENEC standartlarına uygun, uzun ömürlü sabit akımlı konvertör.

### LED

50.000 saat ömürlü LUMILEDS / EDISON / NICHIA marka LED'li LED modüller.

### BODY

Electrostatic powder coated sheetmetal.

### DIFFUSER

UV stabilized diffuser.

### CONVERTER

Long life, low power loss converter with constant current. Compatible with ENEC standards.

### LED

LED modules with 50,000 hours lifetime LUMILEDS / EDISON / NICHIA brand LEDs.

### CORPS

Feuille de métal peinte électrostatiquement.

### DIFFUSEUR

Diffuseur en anti UV.

### CONVERTEUR

Convertisseur, conforme aux normes ENEC. Longue vie. Perte de puissance faible avec courant constant .

### LED


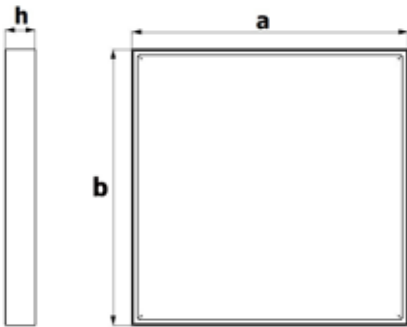
Modules LED – Durée de vie 50.000 heures avec LED de marque LUMILEDS / EDISON / NICHIA.



## LED'li Tip / LED Type / Type LED

Renk Geri Verim Indexi / Color Rendering Index / Indice de Rendu des Couleurs: (CRI): Ra>80

Kod Code	Güç Power Puissance (W)	LED Tipi LED Type Type De LED	LED Modül LED Module Module LED	Işık Akısı Lum. Flux Flux Lum. (lm)	Renk Sıcaklığı Color Temperature Température De Couleur (K)	Ölçüler Dimensions (mm)			Ağırlık Weight Poids (kg)	Ambalaj Adedi Packing Quantity Colisage	Adet/20" Konteyner Pcs./20" Container Pcs./20" Conteneur
						a	b	h			
PL11U11E05C	13	2835 SMD	PCB	1850	2700 - 6500	300	300	95	2.0	4	2500
PL11U12E04C	18	2835 SMD	PCB	2720	2700 - 6500	300	600	95	3.0	2	2500
PL11U12E05C	25	2835 SMD	PCB	3080	2700 - 6500	300	600	95	3.0	2	2500
PL11U14E04C	32	2835 SMD	PCB	4900	2700 - 6500	300	1200	95	4.6	2	550
PL11U14E05C	38	2835 SMD	PCB	5550	2700 - 6500	300	1200	95	4.6	2	550
PL11U14E06C	52	2835 SMD	PCB	7000	2700 - 6500	300	1200	95	4.6	2	550
PL11U22E04C	32	2835 SMD	PCB	4900	2700 - 6500	600	600	95	3.5	2	650
PL11U22E05C	38	2835 SMD	PCB	5550	2700 - 6500	600	600	95	3.5	2	650
PL11U22E06C	52	2835 SMD	PCB	7000	2700 - 6500	600	600	95	3.5	2	650



V / Hz 220 - 240 / 50 - 60

Opsiyonlar	Options	Options
DIM edilebilir elektronik balast yada konvertör. LED'li modeller için acil durum kit.	Dimmable electronic ballast or convertor. Emergency kit for models with LED	Ballast électronique dimmable ou convertor. Kit d'urgence pour les modèles LED.
NOT	NOTE	NOTE
Belirtilen lümen değerleri LED üzerindeki lümen değerleridir.  Belirtilen güç değerleri LED üzerindeki DC güç değerleridir.	Given lumen values are values on LED.  Given power values are DC power values on LED.	Les valeurs de lumen données sont les valeurs sur LED.  Les valeurs de puissance données sont les valeurs de courant continu puissance sur LED.



 **pamir**<sup>®</sup>  
aydınlatma

**fibreLED**  
LED Lighting Specialists



**STERIL  
STERILE  
STÉRILE**



# STERİL STERILE STÉRILE

## LED

### Sıva Altı Buzlu Difüzörlü Aydınlatma Armatürleri

#### Recessed Lighting Fixtures With Frosted Diffuser

#### Luminaires Encastré Avec Diffuseur Givré

#### UYGULAMA ALANLARI

Hasta Odaları  
Ameliyat Odaları  
Muayene Odaları

#### APPLICATION AREAS

Patient Rooms  
Surgery Rooms  
Consulting Rooms

#### DOMAINES D'UTILISATION

Chambres Des Patients  
Salles d'Opération  
Salles de Consultation

#### GÖVDE

Elektrostatik toz boyalı sac.

#### DİFÜZÖR

UV korumalı buzlu difüzör.

#### KONVERTÖR

ENEC standartlarına uygun, uzun ömürlü sabit akımlı konvertör.

#### LED

50.000 saat ömürlü LUMILEDS / EDISON / NICHIA marka LED'li LED modüller.

#### CONTA

Elestomer termoplastik.

#### CAM

4mm temperli cam (kalite belgeli).

#### BODY

Electrostatic powder coated sheetmetal.

#### DIFFUSER

UV stabilized frosted diffuser.

#### CONVERTER

Long life, low power loss converter with constant current. Compatible with ENEC standards.

#### LED

LED modules with 50,000 hours lifetime LUMILEDS / EDISON / NICHIA brand LEDs.

#### SEAL

Thermoplastic elastomer.

#### GLASS

4mm tempered glass (with certificate).

#### CORPS

Feuille de métal peinte électrostatiquement.

#### DIFFUSEUR

Diffuseur givré. Anti UV.

#### CONVERTEUR

Convertisseur, conforme aux normes ENEC. Longue vie. Perte de puissance faible avec courant constant .

#### LED

Modules LED – Durée de vie 50.000 heures avec LED de marque LUMILEDS / EDISON / NICHIA.

#### JOINT

Elastomère thermoplastique.

#### VERRE

4 mm verre trempé (avec certificat).




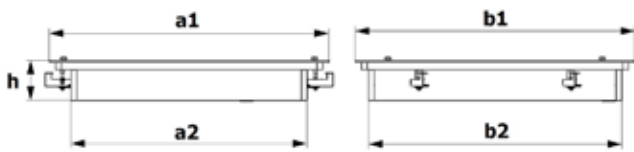
Tavan Bağlantı Sistemleri  
Ceiling Mounting System  
Système de Montage au Plafond



LED'li Tip / LED Type / Type LED

Renk Geri Verim Indexi / Color Rendering Index / Indice de Rendu des Couleurs: (CRI): Ra>80

Kod Code	Güç Power Puissance (W)	LED Tipi LED Type Type De LED	LED Modül LED Module Module LED	Işık Akısı Lum. Flux Flux Lum. (lm)	Renk Sıcaklığı Color Temperature Température De Couleur (K)	Ölçüler Dimensions (mm)					Ağırlık Weight Poids (kg)	Ambalaj Adedi Packing Quantity Colisage	Adet/20" Konteyner Pcs./20" Container Pcs./20" Conteneur
						a1	a2	b1	b2	h			
PL12A11E05C	13	2835 SMD	PCB	1850	2700 - 6500	345	320	345	320	85	2.0	4	2200
PL12A12E04C	18	2835 SMD	PCB	2720	2700 - 6500	345	320	595	570	85	3.0	4	1100
PL12A12E05C	25	2835 SMD	PCB	3080	2700 - 6500	345	320	595	570	85	3.0	4	1100
PL12A14E04C	32	2835 SMD	PCB	4900	2700 - 6500	345	320	1195	1170	85	4.6	2	575
PL12A14E05C	38	2835 SMD	PCB	5550	2700 - 6500	345	320	1195	1170	85	4.6	2	575
PL12A14E06C	52	2835 SMD	PCB	7000	2700 - 6500	345	320	1195	1170	85	4.6	2	575
PL12A22E04C	32	2835 SMD	PCB	4900	2700 - 6500	595	570	595	570	85	3.5	2	570
PL12A22E05C	38	2835 SMD	PCB	5550	2700 - 6500	595	570	595	570	85	3.5	2	570
PL12A22E06C	52	2835 SMD	PCB	7000	2700 - 6500	595	570	595	570	85	3.5	2	570



V / Hz 220 - 240 / 50 - 60

Opsiyonlar	Options	Options
DIM edilebilir elektronik balast yada konvertör. LED'li modeller için acil durum kiti.	Dimmable electronic ballast or convertor. Emergency kit for models with LED	Ballast électronique dimmable ou convertor. Kit d'urgence pour les modèles LED.
NOT	NOTE	NOTE
Belirtilen lümen değerleri LED üzerindeki lümen değerleridir.	Given lumen values are values on LED.	Les valeurs de lumen données sont les valeurs sur LED.
Belirtilen güç değerleri LED üzerindeki DC güç değerleridir.	Given power values are DC power values on LED.	Les valeurs de puissance données sont les valeurs de courant continu puissance sur LED.




 **pamir**<sup>®</sup>  
aydınlıkta

**fibreLED**  
LED Lighting Specialists



**SIVA ALTI / RECESSED / ENCASTRE**



## SIVA ALTI RECESSED ENCASTRE

### LED

#### Buzlu Difüzörlü Aydınlatma Armatürleri

#### Lighting Fixtures With Frosted Diffuser

#### Luminaire Avec Diffuseur Givré

#### UYGULAMA ALANLARI

Ofisler  
Toplantı Odaları  
Mağazalar  
Hastaneler  
Okullar  
Koridorlar

#### APPLICATION AREAS

Offices  
Meeting rooms  
Stores  
Hospitals  
Schools  
Corridors

#### DOMAINES D'UTILISATION

Bureaux  
Salles de Réunion  
Magasins  
Hopitaux  
Ecoles  
Couloirs

#### GÖVDE

Elektrostatik toz boyalı sac.

#### DİFÜZÖR

UV korumalı buzlu difüzör.

#### KONVERTÖR

ENEC standartlarına uygun, uzun ömürlü sabit akımlı konvertör.

#### LED

50.000 saat ömürlü LUMILEDS / EDISON / NICHIA marka LED'li LED modüller.

#### BODY

Electrostatic powder coated sheetmetal.

#### DIFFUSER

UV stabilized frosted diffuser.

#### CONVERTER

Long life, low power loss converter with constant current. Compatible with ENEC standards.

#### LED

LED modules with 50,000 hours lifetime LUMILEDS / EDISON / NICHIA brand LEDs.

#### CORPS

Feuille de métal peinte électrostatiquement.

#### DIFFUSEUR

Diffuseur givré, anti UV.

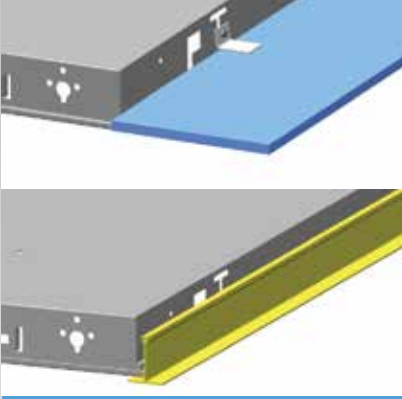
#### CONVERTEUR

Convertisseur, conforme aux normes ENEC. Longue vie. Perte de puissance faible avec courant constant.

#### LED

Modules LED – Durée de vie 50.000 heures avec LED de marque LUMILEDS / EDISON / NICHIA.

Tavan Bağlantı Sistemleri  
Ceiling Mounting System  
Système de Montage au Plafond



LED'li Tip / LED Type / Type LED


Renk Geri Verim İndeksi / Color Rendering Index / Indice de Rendu des Couleurs: (CRI): Ra>80

Kod Code	Güç Power Puissance (W)	LED Tipi LED Type Type De LED	LED Modül LED Module Module LED	Işık Akısı Lum. Flux Flux Lum. (lm)	Renk Sıcaklığı Color Temperature Température De Couleur (K)	Ölçüler Dimensions (mm)					Ağırlık Weight Poids (kg)	Ambalaj Adedi Packing Quantity Colisage	Adet/20" Konteyner Pcs./20" Container Pcs./20" Conteneur
						a1	a2	b1	b2	h			
PL11A11E05C	13	2835 SMD	PCB	1850	2700 - 6500	295	275	295	275	81	1.5	8	2110
PL11A12E04C	18	2835 SMD	PCB	2720	2700 - 6500	295	275	595	575	81	2.5	4	1100
PL11A12E05C	25	2835 SMD	PCB	3080	2700 - 6500	295	275	595	575	81	2.5	4	1100
PL11A14E04C	32	2835 SMD	PCB	4900	2700 - 6500	295	275	1195	1175	81	4.1	2	575
PL11A14E05C	38	2835 SMD	PCB	5550	2700 - 6500	295	275	1195	1175	81	4.1	2	575
PL11A14E06C	52	2835 SMD	PCB	7000	2700 - 6500	295	275	1195	1175	81	4.1	2	575
PL11A22E04C	32	2835 SMD	PCB	4900	2700 - 6500	595	575	595	575	81	3.0	2	570
PL11A22E05C	38	2835 SMD	PCB	5550	2700 - 6500	595	575	595	575	81	3.0	2	570
PL11A22E06C	52	2835 SMD	PCB	7000	2700 - 6500	595	575	595	575	81	3.0	2	570



V / Hz 220 - 240 / 50 - 60

Opsiyonlar	Options	Options
DIM edilebilir elektronik balast yada konvertör. LED'li modeller için acil durum kit.	Dimmable electronic ballast or convertor. Emergency kit for models with LED	Ballast électronique dimmable ou convertor. Kit d'urgence pour les modèles LED.



NOT	NOTE	NOTE
Belirtilen lümen değerleri LED üzerindeki lümen değerleridir.	Given lumen values are values on LED.	Les valeurs de lumen données sont les valeurs sur LED.
Belirtilen güç değerleri LED üzerindeki DC güç değerleridir.	Given power values are DC power values on LED.	Les valeurs de puissance données sont les valeurs de courant continu puissance sur LED.



 **pamir**<sup>®</sup>  
aydınlıkta

**fibreLED**  
LED Lighting Specialists



**CLIP - IN**



## CLIP-IN

### LED

#### Buzlu Difüzörlü Aydınlatma Armatürleri

#### Lighting Fixtures With Frosted Diffuser

#### Luminaires Avec Diffuseur Givré

#### UYGULAMA ALANLARI

Ofisler  
Toplantı Odaları  
Mağazalar  
Hastaneler  
Okullar  
Koridorlar

#### APPLICATION AREAS

Offices  
Meeting rooms  
Stores  
Hospitals  
Schools  
Corridors

#### DOMAINES D'UTILISATION

Bureaux  
Salles de Réunion  
Magasins  
Hopitaux  
Ecoles  
Couloirs

#### GÖVDE

Elektrostatik toz boyalı sac.

#### DİFÜZÖR

UV korumalı buzlu difüzör.

#### KONVERTÖR

ENEC standartlarına uygun, uzun ömürlü sabit akımlı konvertör.

#### LED

50.000 saat ömürlü LUMILEDS / EDISON / NICHIA marka LED'li LED modüller.

#### BODY

Electrostatic powder coated sheetmetal.

#### DIFFUSER

UV stabilized frosted diffuser.

#### CONVERTER

Long life, low power loss converter with constant current. Compatible with ENEC standards.

#### LED

LED modules with 50,000 hours lifetime LUMILEDS / EDISON / NICHIA brand LEDs.

#### CORPS

Feuille de métal peinte électrostatiquement.

#### DIFFUSEUR

Diffuseur givré, anti UV.

#### CONVERTEUR

Convertisseur, conforme aux normes ENEC. Longue vie. Perte de puissance faible avec courant constant .

#### LED

Modules LED – Durée de vie 50.000 heures avec LED de marque LUMILEDS / EDISON / NICHIA.





## LED'li Tip / LED Type / Type LED


Renk Geri Verim İndeksi / Color Rendering Index / Indice de Rendu des Couleurs: (CRI): Ra>80

Kod Code	Güç Power Puissance (W)	LED Tipi LED Type Type De LED	LED Modül LED Module Module LED	Işık Akısı Lum. Flux Flux Lum. (lm)	Renk Sıcaklığı Color Temperature Température De Couleur (K)	Ölçüler Dimensions (mm)					Ağırlık Weight Poids (kg)	Ambalaj Adedi Packing Quantity Colisage	Adet/20" Konteyner Pcs./20" Container Pcs./20" Conteneur
						a1	a2	b1	b2	h			
PL11C11E05C	13	2835 SMD	PCB	1850	2700 - 6500	300	272	300	272	81	1.5	8	2110
PL11C12E04C	18	2835 SMD	PCB	2720	2700 - 6500	300	272	600	572	81	2.5	4	1100
PL11C12E05C	25	2835 SMD	PCB	3080	2700 - 6500	300	272	600	572	81	2.5	4	1100
PL11C14E04C	32	2835 SMD	PCB	4900	2700 - 6500	300	272	1200	1172	81	4.1	2	575
PL11C14E05C	38	2835 SMD	PCB	5550	2700 - 6500	300	272	1200	1172	81	4.1	2	575
PL11C14E06C	52	2835 SMD	PCB	7000	2700 - 6500	300	272	1200	1172	81	4.1	2	575
PL11C2E04C	32	2835 SMD	PCB	4900	2700 - 6500	600	572	600	572	81	3.0	2	570
PL11C2E05C	38	2835 SMD	PCB	5550	2700 - 6500	600	572	600	572	81	3.0	2	570
PL11C2E06C	52	2835 SMD	PCB	7000	2700 - 6500	600	572	600	572	81	3.0	2	570



V / Hz 220 - 240 / 50 - 60

Opsiyonlar	Options	Options
DIM edilebilir elektronik balast yada konvertör. LED'li modeller için acil durum kit.	Dimmable electronic ballast or convertor. Emergency kit for models with LED	Ballast électronique dimmable ou convertor. Kit d'urgence pour les modèles LED.



NOT	NOTE	NOTE
Belirtilen lümen değerleri LED üzerindeki lümen değerleridir.	Given lumen values are values on LED.	Les valeurs de lumen données sont les valeurs sur LED.
Belirtilen güç değerleri LED üzerindeki DC güç değerleridir.	Given power values are DC power values on LED.	Les valeurs de puissance données sont les valeurs de courant continu puissance sur LED.





**TRIM LINE**

# TRIM LINE

## LED

### Sıva Altı Difüzörlü Aydınlatma Armatürleri

#### Recessed Lighting Fixtures With Diffuser

#### Luminaire Encastrés Avec Diffuseur

#### UYGULAMA ALANLARI

Alışveriş Merkezleri  
Marketler  
Ofisler  
Toplantı odaları  
Mağazalar  
Hastaneler  
Okullar  
Koridorlar

#### APPLICATION AREAS

Shopping Malls  
Supermarkets  
Offices  
Meeting rooms  
Stores  
Hospitals  
Schools  
Corridors

#### DOMAINES D'UTILISATION

Centres Commerciaux  
Supermarchés  
Bureaux  
Salles de Réunion  
Magasins  
Hopitaux  
Ecoles  
Couloirs

#### GÖVDE

Zarif tasarıma sahip, beyaz renkli alüminyum.

#### DİFÜZÖR

UV korumalı PC difüzör

#### KONVERTÖR

ENEC standartlarına uygun, uzun ömürlü sabit akımlı konvertör.

#### LED

50.000 saat ömürlü LUMILEDS / OSRAM / NICHIA marka LED'li LED modülleri.

#### BODY

White colored aluminium.

#### DIFFUSER

UV stabilized PC diffuser.

#### CONVERTER

Long life, low power loss converter with constant current. Compatible with ENEC standards.

#### LED

LED modules with 50,000 hours lifetime LUMILEDS / OSRAM / NICHIA brand LEDs.

#### CORPS

Corps en aluminium de couleur blanc. Design Elegant.

#### DIFFUSEUR

Diffuseur en PC anti UV.

#### CONVERTEUR

Convertisseur, conforme aux normes ENEC. Longue vie. Perte de puissance faible avec courant constant.

#### LED

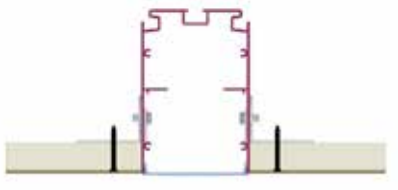
Modules LED – Durée de vie 50.000 heures avec LED de marque LUMILEDS / OSRAM / NICHIA.

V / Hz	220 - 240 / 50 - 60
--------	---------------------

Opsiyonlar	Options	Options
DIM edilebilir konvertör.	Dimmable converter.	Convertisseur dimmable.
Acil durum kit.	Emergency kit.	Kit d'urgence.

NOT	NOTE	NOTE
Belirtilen lümen değerleri LED üzerindeki lümen değerleridir.	Given lumen values are values on LED.	Les valeurs de lumen données sont les valeurs sur LED.
Belirtilen güç değerleri LED üzerindeki DC güç değerleridir.	Given power values are DC power values on LED.	Les valeurs de puissance données sont les valeurs de courant continu puissance sur LED.

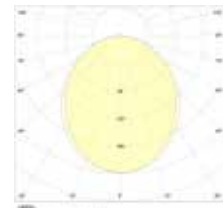
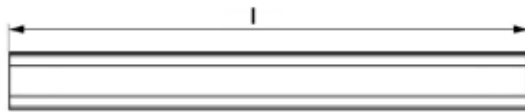
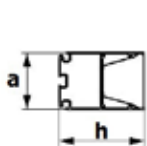
Tavan Bağlantı Sistemleri  
Ceiling Mounting System  
Système de Montage au Plafond



LED'li Tip / LED Type / Type LED

Renk Geri Verim Indexi / Color Rendering Index / Indice de Rendu des Couleurs: (CRI): Ra>80

Kod Code	Güç Power Puissance (W)	LED Tipi LED Type Type De LED	LED Modül LED Module Module LED	Işık Akısı Lum. Flux Flux Lum. (lm)	Renk Sıcaklığı Color Temperature Température De Couleur (K)	Ölçüler Dimensions (mm)			Ağırlık Weight Poids (kg)	Ambalaj Adedi Packing Quantity Colisage	Adet/20" Konteyner Pcs./20" Container Pcs./20" Conteneur
						a	l	h			
PL13A13L15C	3x6,3	2835 SMD	PCB	2700	2700 - 6500	64	846	97	1.7	2	2180
PL13A13L25C	3x9,5	2835 SMD	PCB	4050	2700 - 6500	64	846	97	1.8	2	2180
PL13A14L15C	4x6,3	2835 SMD	PCB	3600	2700 - 6500	64	1127	97	2.1	2	1680
PL13A14L25C	4x9,5	2835 SMD	PCB	5400	2700 - 6500	64	1127	97	2.2	2	1680
PL13A15L15C	5x6,3	2835 SMD	PCB	4500	2700 - 6500	64	1407	97	2.5	2	1340
PL13A15L15CSB	5x6,3	2835 SMD	PCB	4500	2700 - 6500	64	1405	97	2.5	2	1340
PL13A15L15CSO	5x6,3	2835 SMD	PCB	4500	2700 - 6500	64	1403	97	2.5	2	1340
PL13A15L25C	5x9,5	2835 SMD	PCB	6750	2700 - 6500	64	1407	97	2.6	2	1340
PL13A15L25CSB	5x9,5	2835 SMD	PCB	6750	2700 - 6500	64	1405	97	2.6	2	1340
PL13A15L25CSO	5x9,5	2835 SMD	PCB	6750	2700 - 6500	64	1403	97	2.6	2	1340
PL13A16L15C	6x6,3	2835 SMD	PCB	5400	2700 - 6500	64	1689	97	2.9	2	1120
PL13A16L15CSB	6x6,3	2835 SMD	PCB	5400	2700 - 6500	64	1687	97	2.9	2	1120
PL13A16L15CSO	6x6,3	2835 SMD	PCB	5400	2700 - 6500	64	1685	97	2.9	2	1120
PL13A16L25C	6x9,5	2835 SMD	PCB	8100	2700 - 6500	64	1689	97	3.0	2	1120
PL13A16L25CSB	6x9,5	2835 SMD	PCB	8100	2700 - 6500	64	1687	97	3.0	2	1120
PL13A16L25CSO	6x9,5	2835 SMD	PCB	8100	2700 - 6500	64	1685	97	3.0	2	1120
PL13A17L15C	7x6,3	2835 SMD	PCB	6300	2700 - 6500	64	1969	97	3.3	2	970
PL13A17L15CSB	7x6,3	2835 SMD	PCB	6300	2700 - 6500	64	1967	97	3.3	2	970
PL13A17L15CSO	7x6,3	2835 SMD	PCB	6300	2700 - 6500	64	1965	97	3.3	2	970
PL13A17L25C	7x9,5	2835 SMD	PCB	9450	2700 - 6500	64	1969	97	3.3	2	970
PL13A17L25CSB	7x9,5	2835 SMD	PCB	9450	2700 - 6500	64	1967	97	3.3	2	970
PL13A17L25CSO	7x9,5	2835 SMD	PCB	9450	2700 - 6500	64	1965	97	3.3	2	970
PL13A18L15C	8x6,3	2835 SMD	PCB	7200	2700 - 6500	64	2250	97	3.7	2	850
PL13A18L15CSB	8x6,3	2835 SMD	PCB	7200	2700 - 6500	64	2248	97	3.7	2	850
PL13A18L15CSO	8x6,3	2835 SMD	PCB	7200	2700 - 6500	64	2246	97	3.7	2	850
PL13A19L15C	9x6,3	2835 SMD	PCB	8100	2700 - 6500	64	2530	97	4.1	2	760
PL13A19L15CSB	9x6,3	2835 SMD	PCB	8100	2700 - 6500	64	2528	97	4.1	2	760
PL13A19L15CSO	9x6,3	2835 SMD	PCB	8100	2700 - 6500	64	2526	97	4.1	2	760
PL13A10L15C	10x6,3	2835 SMD	PCB	9000	2700 - 6500	64	2811	97	4.5	2	680
PL13A10L15CSB	10x6,3	2835 SMD	PCB	9000	2700 - 6500	64	2809	97	4.5	2	680
PL13A10L15CSO	10x6,3	2835 SMD	PCB	9000	2700 - 6500	64	2807	97	4.5	2	680





 **pamir**<sup>®</sup>  
aydınlatma

**fibreLED**  
LED Lighting Specialists





**ASİMETRİK**





## SIVA ÜSTÜ ASİMETRİK

### LED

#### Sıva Üstü Difüzörlü Aydınlatma Armatürleri

#### Surface Mounted Lighting

#### Fixtures With Diffuser

#### Luminaires Apparents Avec Diffuseur

#### UYGULAMA ALANLARI

Alışveriş Merkezleri  
Marketler  
Ofisler  
Toplantı odaları  
Mağazalar  
Hastaneler  
Okullar  
Koridorlar

#### APPLICATION AREAS

Shopping Malls  
Supermarkets  
Offices  
Meeting rooms  
Stores  
Hospitals  
Schools  
Corridors

#### DOMAINES D'UTILISATION

Centres Commerciaux  
Supermarchés  
Bureaux  
Salles de Réunion  
Magasins  
Hopitaux  
Ecoles  
Couloirs

#### GÖVDE

Zarif tasarıma sahip, gümüş ve beyaz renk seçenekli alüminyum.

#### DİFÜZÖR

UV korumalı PC difüzör

#### KONVERTÖR

ENEC standartlarına uygun, uzun ömürlü sabit akımlı konvertör.

#### LED

50.000 saat ömürlü LUMILEDS / OSRAM / NICHIA marka LED'li LED modüller.

#### BODY

White or silver color options aluminum.

#### DIFFUSER

UV stabilized PC diffuser.

#### CONVERTER

Long life, low power loss converter with constant current. Compatible with ENEC standards.

#### LED

LED modules with 50,000 hours lifetime LUMILEDS / OSRAM / NICHIA brand LEDs.

#### CORPS

Corps en aluminium de couleurs argent et blanc disponibles. Design Elegant.

#### DIFFUSEUR

Diffuseur en PC anti UV.

#### CONVERTEUR

Convertisseur, conforme aux normes ENEC. Longue vie. Perte de puissance faible avec courant constant .

#### LED

Modules LED – Durée de vie 50.000 heures avec LED de marque LUMILEDS / OSRAM / NICHIA.



Renk Seçenekleri  
Color Options  
Options de Couleur



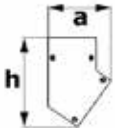

LED'li Tip / LED Type / Type LED

Renk Geri Verim Indexi / Color Rendering Index / Indice de Rendu des Couleurs: (CRI): Ra>80

Kod Code	Güç Power Puissance (W)	LED Tipi LED Type Type De LED	LED Modül LED Module Module LED	Işık Akısı Lum. Flux Flux Lum. (lm)	Renk Sıcaklığı Color Temperature Température De Couleur (K)	Ölçüler Dimensions (mm) a l h	Ağırlık Weight Poids (kg)	Ambalaj Adedi Packing Quantity Colisage	Adet/20" Konteyner Pcs./20" Container Pcs./20" Conteneur
PL15U12L15C	2x6,3	2835 SMD	PCB	1800	2700 - 6500	63 570 93	1.7	2	7380
PL15U12L25C	2x9,5	2835 SMD	PCB	2700	2700 - 6500	63 570 93	1.8	2	7380
PL15U13L15C	3x6,3	2835 SMD	PCB	2700	2700 - 6500	63 850 93	2.1	2	4978
PL15U13L25C	3x9,5	2835 SMD	PCB	4050	2700 - 6500	63 850 93	2.2	2	4978
PL15U14L15C	4x6,3	2835 SMD	PCB	3600	2700 - 6500	63 1130 93	2.5	2	3755
PL15U14L25C	4x9,5	2835 SMD	PCB	5400	2700 - 6500	63 1130 93	2.6	2	3755
PL15U15L15C	5x6,3	2835 SMD	PCB	4500	2700 - 6500	63 1410 93	2.9	2	3015
PL15U15L25C	5x9,5	2835 SMD	PCB	6750	2700 - 6500	63 1410 93	3.0	2	3015
PL15U16L15C	6x6,3	2835 SMD	PCB	5400	2700 - 6500	63 1693 93	3.3	2	2520
PL15U16L25C	6x9,5	2835 SMD	PCB	8100	2700 - 6500	63 1693 93	3.5	2	2520
PL15U17L15C	7x6,3	2835 SMD	PCB	6300	2700 - 6500	63 1973 93	3.7	2	2160
PL15U17L25C	7x9,5	2835 SMD	PCB	9450	2700 - 6500	63 1973 93	3.9	2	2160
PL15U18L15C	8x6,3	2835 SMD	PCB	7200	2700 - 6500	63 2254 93	4.1	2	1890
PL15U19L15C	9x6,3	2835 SMD	PCB	8100	2700 - 6500	63 2534 93	4.5	2	1685
PL15U10L15C	10x6,3	2835 SMD	PCB	9000	2700 - 6500	63 2815 93	4.9	2	1515

V / Hz 220 - 240 / 50 - 60

Opsiyonlar	Options	Options
DIM edilebilir elektronik balast yada konvertör. LED'li modeller için acil durum kiti.	Dimmable electronic ballast or convertor. Emergency kit for models with LED	Ballast électronique dimmable ou converteur. Kit d'urgence pour les modèles LED.
NOT	NOTE	NOTE
Belirtilen lümen değerleri LED üzerindeki lümen değerleridir. Belirtilen güç değerleri LED üzerindeki DC güç değerleridir.	Given lumen values are values on LED. Given power values are DC power values on LED.	Les valeurs de lumen données sont les valeurs sur LED. Les valeurs de puissance données sont les valeurs de courant continu puissance sur LED.





## ASİMETRİK

### LED

#### Sıva Altı Difüzörlü Aydınlatma Armatürleri

#### Recessed Lighting Fixtures With Diffuser

#### Luminaires Encastrés Avec Diffuseur

#### UYGULAMA ALANLARI

Alışveriş Merkezleri  
Marketler  
Ofisler  
Toplantı odaları  
Mağazalar  
Hastaneler  
Okullar  
Koridorlar

#### APPLICATION AREAS

Shopping Malls  
Supermarkets  
Offices  
Meeting rooms  
Stores  
Hospitals  
Schools  
Corridors

#### DOMAINES D'UTILISATION

Centres Commerciaux  
Supermarchés  
Bureaux  
Salles de Réunion  
Magasins  
Hopitaux  
Ecoles  
Couloirs

#### GÖVDE

Zarif tasarıma sahip, gümüş ve beyaz renk seçenekli alüminyum.

#### DİFÜZÖR

UV korumalı PC difüzör

#### KONVERTÖR

ENEC standartlarına uygun, uzun ömürlü sabit akımlı konvertör.

#### LED

50.000 saat ömürlü LUMILEDS / OSRAM / NICHIA marka LED'li LED modüller.

#### BODY

White or silver color options aluminum.

#### DIFFUSER

UV stabilized PC diffuser.

#### CONVERTER

Long life, low power loss converter with constant current. Compatible with ENEC standards.

#### LED

LED modules with 50,000 hours lifetime LUMILEDS / OSRAM / NICHIA brand LEDs.

#### CORPS

Corps en aluminium de couleurs argent et blanc disponibles. Design Elegant.

#### DIFFUSEUR

Diffuseur en PC anti UV.

#### CONVERTEUR

Convertisseur, conforme aux normes ENEC. Longue vie. Perte de puissance faible avec courant constant .

#### LED

Modules LED – Durée de vie 50.000 heures avec LED de marque LUMILEDS / OSRAM / NICHIA.

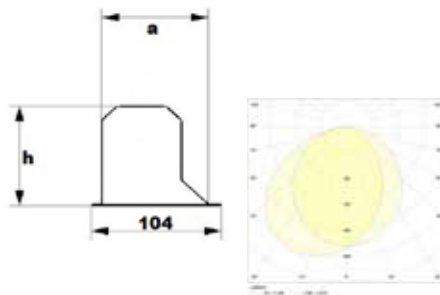

Renk Seçenekleri  
Color Options  
Options de Couleur



LED'li Tip / LED Type / Type LED

Renk Geri Verim Indexi / Color Rendering Index / Indice de Rendu des Couleurs: (CRI): Ra>80

Kod Code	Güç Power Puissance (W)	LED Tipi LED Type Type De LED	LED Modül LED Module Module LED	Işık Akısı Lum. Flux Flux Lum. (lm)	Renk Sıcaklığı Color Temperature Température De Couleur (K)	Ölçüler Dimensions (mm) a l h	Ağırlık Weight Poids (kg)	Ambalaj Adedi Packing Quantity Colisage	Adet/20" Konteyner Pcs./20" Conteneur
PL15A13L15C	3x6,3	2835 SMD	PCB	2700	2700 - 6500	88 861 91	1.7	2	2830
PL15A13L25C	3x9,5	2835 SMD	PCB	4050	2700 - 6500	88 861 91	1.8	2	2830
PL15A14L15C	4x6,3	2835 SMD	PCB	3600	2700 - 6500	88 1141 91	2.1	2	2160
PL15A14L25C	4x9,5	2835 SMD	PCB	5400	2700 - 6500	88 1141 91	2.2	2	2160
PL15A15L15C	5x6,3	2835 SMD	PCB	4500	2700 - 6500	88 1422 91	2.5	2	1760
PL15A15L25C	5x9,5	2835 SMD	PCB	6750	2700 - 6500	88 1422 91	2.6	2	1760
PL15A16L15C	6x6,3	2835 SMD	PCB	5400	2700 - 6500	88 1710 91	2.9	2	1450
PL15A16L25C	6x9,5	2835 SMD	PCB	8100	2700 - 6500	88 1710 91	3.0	2	1450
PL15A17L15C	7x6,3	2835 SMD	PCB	6300	2700 - 6500	88 1999 91	3.3	2	1250
PL15A17L25C	7x9,5	2835 SMD	PCB	9450	2700 - 6500	88 1999 91	3.5	2	1250
PL15A18L15C	8x6,3	2835 SMD	PCB	7200	2700 - 6500	88 2280 91	3.7	2	1100
PL15A19L15C	9x6,3	2835 SMD	PCB	8100	2700 - 6500	88 2560 91	4.1	2	980
PL15A10L15C	10x6,3	2835 SMD	PCB	9000	2700 - 6500	88 2837 91	4.5	2	890



V / Hz 220 - 240 / 50 - 60

Opsiyonlar	Options	Options
DIM edilebilir elektronik balast yada konvertör. LED`li modeller için acil durum kiti.	Dimmable electronic ballast or convertor. Emergency kit for models with LED	Ballast electronique dimmable ou converteur. Kit d`urgence pour les modèles LED.
NOT	NOTE	NOTE
Belirtilen lümen değerleri LED üzerindeki lümen değerleridir.	Given lumen values are values on LED.	Les valeurs de lumen données sont les valeurs sur LED.
Belirtilen güç değerleri LED üzerindeki DC güç değerleridir.	Given power values are DC power values on LED.	Les valeurs de puissance données sont les valeurs de courant continu puissance sur LED.



 **pamir**<sup>®</sup>  
aydınlatma

**fibreLED**  
LED Lighting Specialists



**SLIM LINE**

# SLIM LINE

## LED

### Sıva Altı Difüzörlü Aydınlatma Armatürleri

#### Recessed Lighting Fixtures With Diffuser

#### Luminaires Encastrés Avec Diffuseur

#### UYGULAMA ALANLARI

Alışveriş Merkezleri  
Marketler  
Ofisler  
Toplantı odaları  
Mağazalar  
Hastaneler  
Okullar  
Koridorlar

#### APPLICATION AREAS

Shopping Malls  
Supermarkets  
Offices  
Meeting rooms  
Stores  
Hospitals  
Schools  
Corridors

#### DOMAINES D'UTILISATION

Centres Commerciaux  
Supermarchés  
Bureaux  
Salles de Réunion  
Magasins  
Hopitaux  
Ecoles  
Couloirs

#### GÖVDE

Zarif tasarıma sahip, gümüş ve beyaz renk seçeneği alüminyum.

#### DİFÜZÖR

UV korumalı PC difüzör

#### KONVERTÖR

ENEC standartlarına uygun, uzun ömürlü sabit akımlı konvertör.

#### LED

50.000 saat ömürlü LUMILEDS / OSRAM / NICHIA marka LED'li LED modüller.

#### BODY

White or silver color options aluminum.

#### DIFFUSER

UV stabilized PC diffuser.

#### CONVERTER

Long life, low power loss converter with constant current. Compatible with ENEC standards.

#### LED

LED modules with 50,000 hours lifetime LUMILEDS / OSRAM / NICHIA brand LEDs.

#### CORPS

Corps en aluminium de couleurs argent et blanc disponibles. Design Elegant.

#### DIFFUSEUR

Diffuseur en PC anti UV.

#### CONVERTEUR

Convertisseur, conforme aux normes ENEC. Longue vie. Perte de puissance faible avec courant constant .

#### LED

Modules LED – Durée de vie 50.000 heures avec LED de marque LUMILEDS / OSRAM / NICHIA.

V / Hz	220 - 240 / 50 - 60
--------	---------------------

Opsiyonlar	Options	Options
DIM edilebilir konvertör.	Dimmable converter.	Convertisseur dimmable.
Acil durum kit.	Emergency kit.	Kit d'urgence.

NOT	NOTE	NOTE
Belirtilen lümen değerleri LED üzerindeki lümen değerleridir.	Given lumen values are values on LED.	Les valeurs de lumen données sont les valeurs sur LED.
Belirtilen güç değerleri LED üzerindeki DC güç değerleridir.	Given power values are DC power values on LED.	Les valeurs de puissance données sont les valeurs de courant continu puissance sur LED.


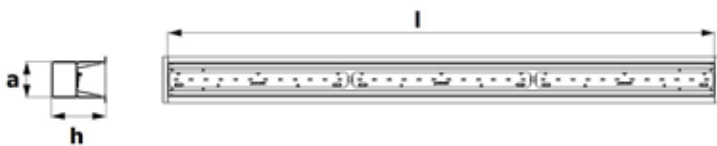
Renk Seçenekleri  
Color Options  
Options de Couleur



LED'li Tip / LED Type / Type LED

Renk Geri Verim Indexi / Color Rendering Index / Indice de Rendu des Couleurs: (CRI): Ra>80

Kod Code	Güç Power Puissance (W)	LED Tipi LED Type Type De LED	LED Modül LED Module Module LED	Işık Akısı Lum. Flux Flux Lum. (lm)	Color Temperature Température De Couleur (K)	Ölçüler Dimensions (mm)			Ağırlık Weight Poids (kg)	Ambalaj Adedi Packing Quantity Colisage	Adet/20" Konteyner Pcs./20" Container Pcs./20" Conteneur
						a	l	h			
PL14A13L15C	3x6,3	2835 SMD	PCB	2700	2700 - 6500	62	861	85	1.7	2	2830
PL14A13L25C	3x9,5	2835 SMD	PCB	4050	2700 - 6500	62	861	85	1.8	2	2830
PL14A14L15C	4x6,3	2835 SMD	PCB	3600	2700 - 6500	62	1141	85	2.1	2	2160
PL14A14L25C	4x9,5	2835 SMD	PCB	5400	2700 - 6500	62	1141	85	2.2	2	2160
PL14A15L15C	5x6,3	2835 SMD	PCB	4500	2700 - 6500	62	1422	85	2.5	2	1760
PL14A15L15CSB	5x6,3	2835 SMD	PCB	4500	2700 - 6500	62	1418	85	2.5	2	1760
PL14A15L15CSO	5x6,3	2835 SMD	PCB	4500	2700 - 6500	62	1414	85	2.5	2	1760
PL14A15L25C	5x9,5	2835 SMD	PCB	6750	2700 - 6500	62	1422	85	2.6	2	1760
PL14A15L25CSB	5x9,5	2835 SMD	PCB	6750	2700 - 6500	62	1418	85	2.6	2	1760
PL14A15L25CSO	5x9,5	2835 SMD	PCB	6750	2700 - 6500	62	1414	85	2.6	2	1760
PL14A16L15C	6x6,3	2835 SMD	PCB	5400	2700 - 6500	62	1719	85	2.9	2	1450
PL14A16L15CSB	6x6,3	2835 SMD	PCB	5400	2700 - 6500	62	1715	85	2.9	2	1450
PL14A16L15CSO	6x6,3	2835 SMD	PCB	5400	2700 - 6500	62	1711	85	2.9	2	1450
PL14A16L25C	6x9,5	2835 SMD	PCB	8100	2700 - 6500	62	1719	85	3.0	2	1450
PL14A16L25CSB	6x9,5	2835 SMD	PCB	8100	2700 - 6500	62	1715	85	3.0	2	1450
PL14A16L25CSO	6x9,5	2835 SMD	PCB	8100	2700 - 6500	62	1711	85	3.0	2	1450
PL14A17L15C	7x6,3	2835 SMD	PCB	6300	2700 - 6500	62	1999	85	3.3	2	1250
PL14A17L15CSB	7x6,3	2835 SMD	PCB	6300	2700 - 6500	62	1995	85	3.3	2	1250
PL14A17L15CSO	7x6,3	2835 SMD	PCB	6300	2700 - 6500	62	1991	85	3.3	2	1250
PL14A17L25C	7x9,5	2835 SMD	PCB	9450	2700 - 6500	62	1999	85	3.5	2	1250
PL14A17L25CSB	7x9,5	2835 SMD	PCB	9450	2700 - 6500	62	1995	85	3.5	2	1250
PL14A17L25CSO	7x9,5	2835 SMD	PCB	9450	2700 - 6500	62	1991	85	3.5	2	1250
PL14A18L15C	8x6,3	2835 SMD	PCB	7200	2700 - 6500	62	2280	85	3.7	2	1100
PL14A18L15CSB	8x6,3	2835 SMD	PCB	7200	2700 - 6500	62	2276	85	3.7	2	1100
PL14A18L15CSO	8x6,3	2835 SMD	PCB	7200	2700 - 6500	62	2272	85	3.7	2	1100
PL14A19L15C	9x6,3	2835 SMD	PCB	8100	2700 - 6500	62	2560	85	4.1	2	980
PL14A19L15CSB	9x6,3	2835 SMD	PCB	8100	2700 - 6500	62	2556	85	4.1	2	980
PL14A19L15CSO	9x6,3	2835 SMD	PCB	8100	2700 - 6500	62	2552	85	4.1	2	980
PL14A10L15C	10x6,3	2835 SMD	PCB	9000	2700 - 6500	62	2846	85	4.5	2	880
PL14A10L15CSB	10x6,3	2835 SMD	PCB	9000	2700 - 6500	62	2842	85	4.5	2	880
PL14A10L15CSO	10x6,3	2835 SMD	PCB	9000	2700 - 6500	62	2838	85	4.5	2	880





 **pamir**<sup>®</sup>  
aydınlıkta

**fibreLED**  
LED Lighting Specialists





**PROLINE**



## PROLINE

### LED

#### Sıva Üstü Difüzörlü Aydınlatma Armatürleri

#### Surface Mounted Lighting Fixtures With Diffuser

#### Luminaire Apparents Avec Diffuseur

#### UYGULAMA ALANLARI

Alışveriş Merkezleri  
Marketler  
Ofisler  
Toplantı odaları  
Mağazalar  
Hastaneler  
Okullar  
Koridorlar

#### APPLICATION AREAS

Shopping Malls  
Supermarkets  
Offices  
Meeting rooms  
Stores  
Hospitals  
Schools  
Corridors

#### DOMAINES D'UTILISATION

Centres Commerciaux  
Supermarchés  
Bureaux  
Salles de Réunion  
Magasins  
Hopitaux  
Ecoles  
Couloirs

#### GÖVDE

Gümüş renkli, zarif tasarıma sahip, saten elok-  
sal kaplamalı alüminyum.

#### DİFÜZÖR

UV korumalı PC difüzör

#### KONVERTÖR

ENEC standartlarına uygun, uzun ömürlü sabit  
akımlı konvertör.

#### LED

50.000 saat ömürlü LUMILEDS / OSRAM /  
NICHIA marka LED'li LED modüller.

#### BODY

Anodized aluminum with satin finishing,  
elegant design with silver color.

#### DIFFUSER

UV stabilized PC diffuser.

#### CONVERTER

Long life, low power loss converter with  
constant current. Compatible with ENEC  
standards.

#### LED

LED modules with 50,000 hours lifetime  
LUMILEDS / OSRAM / NICHIA brand  
LEDs.

#### CORPS

Corps en aluminium anodisé, satiné. Design  
Elegant Couleur Argent.

#### DIFFUSEUR

Diffuseur en PC anti UV.

#### CONVERTEUR

Convertisseur, conforme aux normes ENEC.  
Longue vie. Perte de puissance faible avec  
courant constant .

#### LED

Modules LED – Durée de vie 50.000 heures  
avec LED de marque LUMILEDS / OSRAM /  
NICHIA.



**Askı:** 1mm çelik örgü tel  
ve nikel kaplamalı pirinç  
parçalardan mamul,  
askı boyu ayarlanabilir,  
şeffaf elektrik kablosu ve  
tavana monte edilen,  
estetik tasarıma sahip  
elektrik bağlantı kutusu ile  
birlikte.

**Suspension:** Composed of  
1mm steel wire rope and  
nickel-plated brass compo-  
nents. Suspension height is  
adjustable. Supplied with  
transparent electric cord and  
ceiling mounted electrical  
junction box with aesthetic  
design.

**Fixation:** Comprend un  
cable en acier de 1 mm  
et des composants en  
laiton nickelé. Livré avec  
un cordon électrique  
transparent, une boîte  
de jonction électrique au  
design esthétique, à fixer  
au plafond.

#### NOT

Belirtilen lümen değerleri LED  
üzzerindeki lümen değerleridir.

Belirtilen güç değerleri LED  
üzzerindeki DC güç değerleridir.

#### NOTE

Given lumen values are values  
on LED.

Given power values are DC  
power values on LED.

#### NOTE

Les valeurs de lumen données  
sont les valeurs sur LED.


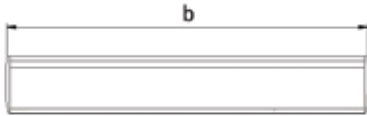
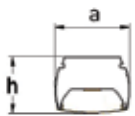
Les valeurs de puissance  
données sont les valeurs de  
courant continu puissance sur  
LED.



LED'li Tip / LED Type / Type LED

Renk Geri Verim Indexi / Color Rendering Index / Indice de Rendu des Couleurs: (CRI): Ra>80

Kod Code	Güç Power Puissance (W)	LED Tipi LED Type Type De LED	LED Modül LED Module Module LED	Işık Akısı Lum. Flux Flux Lum. (lm)	Renk Sıcaklığı Color Temperature Température De Couleur (K)	Ölçüler Dimensions (mm)			Ağırlık Weight Poids (kg)	Ambalaj Adedi Packing Quantity Colisage	Adet/20" Konteyner Pcs./20" Container Pcs./20" Conteneur
						a	b	h			
PL2U13L15C	3x6,3	2835 SMD	PCB	2700	2700 - 6500	98	855	76	1.6	2	2010
PL2U13L25C	3x9,5	2835 SMD	PCB	4050	2700 - 6500	98	855	76	1.6	2	2010
PL2U14L15C	4x6,3	2835 SMD	PCB	3600	2700 - 6500	98	1135	76	2.2	2	1530
PL2U14L25C	4x9,5	2835 SMD	PCB	5400	2700 - 6500	98	1135	76	2.2	2	1530
PL2U15L15C	5x6,3	2835 SMD	PCB	4500	2700 - 6500	98	1416	76	2.7	2	1230
PL2U15L15CSB	5x6,3	2835 SMD	PCB	4500	2700 - 6500	98	1414	76	2.6	2	1230
PL2U15L15CSO	5x6,3	2835 SMD	PCB	4500	2700 - 6500	98	1412	76	2.5	2	1230
PL2U15L25C	5x9,5	2835 SMD	PCB	6750	2700 - 6500	98	1416	76	2.7	2	1230
PL2U15L25CSB	5x9,5	2835 SMD	PCB	6750	2700 - 6500	98	1414	76	2.6	2	1230
PL2U15L25CSO	5x9,5	2835 SMD	PCB	6750	2700 - 6500	98	1412	76	2.5	2	1230
PL2U16L15C	6x6,3	2835 SMD	PCB	5400	2700 - 6500	98	1696	76	3.3	2	1035
PL2U16L15CSB	6x6,3	2835 SMD	PCB	5400	2700 - 6500	98	1694	76	3.2	2	1035
PL2U16L15CSO	6x6,3	2835 SMD	PCB	5400	2700 - 6500	98	1692	76	3.1	2	1035
PL2U16L25C	6x9,5	2835 SMD	PCB	8100	2700 - 6500	98	1696	76	3.3	2	1035
PL2U16L25CSB	6x9,5	2835 SMD	PCB	8100	2700 - 6500	98	1694	76	3.2	2	1035
PL2U16L25CSO	6x9,5	2835 SMD	PCB	8100	2700 - 6500	98	1692	76	3.1	2	1035
PL2U17L15C	7x6,3	2835 SMD	PCB	6300	2700 - 6500	98	1977	76	3.8	2	890
PL2U17L15CSB	7x6,3	2835 SMD	PCB	6300	2700 - 6500	98	1975	76	3.7	2	890
PL2U17L15CSO	7x6,3	2835 SMD	PCB	6300	2700 - 6500	98	1973	76	3.6	2	890
PL2U17L25C	7x9,5	2835 SMD	PCB	9450	2700 - 6500	98	1977	76	3.8	2	890
PL2U17L25CSB	7x9,5	2835 SMD	PCB	9450	2700 - 6500	98	1975	76	3.7	2	890
PL2U17L25CSO	7x9,5	2835 SMD	PCB	9450	2700 - 6500	98	1973	76	3.6	2	890
PL2U18L15C	8x6,3	2835 SMD	PCB	7200	2700 - 6500	98	2257	76	4.3	2	780
PL2U18L15CSB	8x6,3	2835 SMD	PCB	7200	2700 - 6500	98	2255	76	4.2	2	780
PL2U18L15CSO	8x6,3	2835 SMD	PCB	7200	2700 - 6500	98	2253	76	4.1	2	780
PL2U19L15C	9x6,3	2835 SMD	PCB	8100	2700 - 6500	98	2538	76	4.8	2	750
PL2U19L15CSB	9x6,3	2835 SMD	PCB	8100	2700 - 6500	98	2536	76	4.7	2	750
PL2U19L15CSO	9x6,3	2835 SMD	PCB	8100	2700 - 6500	98	2534	76	4.6	2	750
PL2U10L15C	10x6,3	2835 SMD	PCB	9000	2700 - 6500	98	2818	76	5.3	2	670
PL2U10L15CSB	10x6,3	2835 SMD	PCB	9000	2700 - 6500	98	2816	76	5.2	2	670
PL2U10L15CSO	10x6,3	2835 SMD	PCB	9000	2700 - 6500	98	2814	76	5.1	2	670



V / Hz

220 - 240 / 50 - 60

Opsiyonlar

DIM edilebilir konvertör.

Acil durum kiti.

Options

Dimmable converter.

Emergency kit.

Options

Convertisseur dimmable.

Kit d'urgence.

# PROLINE

## T16 (T5)

### Sıva Üstü Tek Sıralı Beyaz Reflektörlü Aydınlatma Armatürleri

#### Surface Mounted Single Line Lighting Fixtures With White Reflector

#### Luminaires Apparents Avec Reflecteur Blanc - 1 ligne

#### UYGULAMA ALANLARI

Alışveriş Merkezleri  
Marketler  
Ofisler  
Toplantı odaları  
Mağazalar  
Hastaneler  
Okullar  
Koridorlar

#### APPLICATION AREAS

Shopping Malls  
Supermarkets  
Offices  
Meeting rooms  
Stores  
Hospitals  
Schools  
Corridors

#### DOMAINES D'UTILISATION

Centres Commerciaux  
Supermarchés  
Bureaux  
Salles de Réunion  
Magasins  
Hopitaux  
Ecoles  
Couloirs

#### GÖVDE

Gümüş renkli, zarif tasarıma sahip, saten eloksal kaplamalı alüminyum.

#### REFLEKTÖR

Yüksek yansıtma performansına sahip ışığın verimli bir şekilde dağılımını sağlayan zarif tasarımı elektrostatik toz boyalı alüminyum.

#### BALAST

ENEC standartlarına uygun, uzun ömürlü sabit ışık akısına sahip, düşük enerji kayıplı (EEI=A2) elektronik balast

#### BODY

Anodized aluminum with satin finishing, elegant design with silver color.

#### REFLECTOR

Electrostatic powder coated aluminum reflector with elegant design and high reflection performance enabling efficient distribution of the light to the targeted area.

#### BALLAST

Electronic ballast with long life, low power loss EEI = A2 and constant flux. Compatible with ENEC standards.

#### CORPS

Corps couleur argent en aluminium anodisé et satiné. Design élégant.

#### REFLECTEUR

Reflecteur en aluminium anodisé. Design élégant. Assure une diffusion efficace de la lumière vers l'endroit ciblé.

#### BALLAST

Ballast électronique à longue vie, perte de puissance réduite EEI = A2 et flux constant. Compatible avec les standards ENEC.



**Askı:** 1mm çelik örgü tel ve nikel kaplamalı pirinç parçalardan mamul, askı boyu ayarlanabilir, şeffaf elektrik kablosu ve tavana monte edilen, estetik tasarıma sahip elektrik bağlantı kutusu ile birlikte.

**Suspension:** Composed of 1mm steel wire rope and nickel-plated brass components. Suspension height is adjustable. Supplied with transparent electric cord and ceiling mounted electrical junction box with aesthetic design.

**Fixation:** Comprend un câble en acier de 1 mm et des composants en laiton nickelé. Livré avec un cordon électrique transparent, une boîte de jonction électrique au design esthétique, à fixer au plafond.

#### NOT

Belirtilen lümen değerleri LED üzerindeki lümen değerleridir.

Belirtilen güç değerleri LED üzerindeki DC güç değerleridir.

#### NOTE

Given lumen values are values on LED.

Given power values are DC power values on LED.

#### NOTE


Les valeurs de lumen données sont les valeurs sur LED.

Les valeurs de puissance données sont les valeurs de courant continu puissance sur LED.

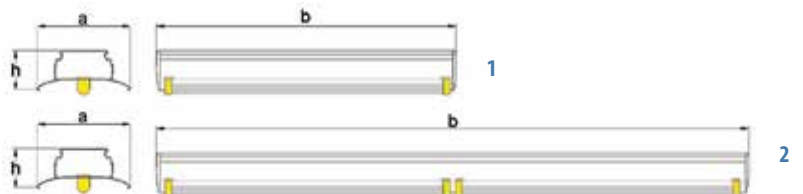


Kod Code	Güç Power Puissance (W)	Ampul Tipi Lamp Type Typ. De Lamp.	Duy Tipi Socket Type Type De Douille	Işık Akısı Lum. Flux Flux Lum. (lm)	Akım Current Courant (A)	Ölçüler Dimensions (mm)			Ağırlık Weight Poids (kg)	Ambalaj Adedi Packing Quantity Colisage	Adet/20" Konteyner Pcs./20" Container Pcs./20" Conteneur	Resim No Drawing No Dessin No
						a	b	h				
P52U128R	1x28	T16(T5)	G5	2600	0.14	150	1185	62	2.22	2	1180	1
P52U154R	1x54	T16(T5)	G5	4450	0.26	150	1185	62	2.22	2	1180	
P52U135R	1x35	T16(T5)	G5	3300	0.17	150	1485	62	2.90	2	950	
P52U149R	1x49	T16(T5)	G5	4300	0.24	150	1485	62	2.90	2	950	
P52U180R	1x80	T16(T5)	G5	6150	0.38	150	1485	62	2.90	2	950	
P52U228R	2x28	T16(T5)	G5	5200	0.26	150	2360	62	4.20	2	600	2
P52U254R	2x54	T16(T5)	G5	8900	0.50	150	2360	62	4.20	2	600	
P52U235R	2x35	T16(T5)	G5	6600	0.33	150	2960	62	5.50	2	480	
P52U249R	2x49	T16(T5)	G5	8600	0.49	150	2960	62	5.50	2	480	
P52U280R	2x80	T16(T5)	G5	12300	0.76	150	2960	62	5.50	2	480	

P52U135R




C0 - C180 ————  
C90 - C270 ————



V / Hz 220 - 240 / 50 - 60

Opsiyonlar	Options	Options
DIM edilebilir konvertör.	Dimmable converter.	Convertisseur dimmable.
Acil durum kiti.	Emergency kit.	Kit d'urgence.



## PROLINE

### LED

#### Sıva Altı Difüzlü Aydınlatma Armatürleri

#### Recessed Lighting Fixtures With Diffuser

#### Luminaires Encastrés Avec Diffuseur

#### UYGULAMA ALANLARI

Alışveriş Merkezleri  
Marketler  
Ofisler  
Toplantı odaları  
Mağazalar  
Hastaneler  
Okullar  
Koridorlar

#### APPLICATION AREAS

Shopping Malls  
Supermarkets  
Offices  
Meeting rooms  
Stores  
Hospitals  
Schools  
Corridors

#### DOMAINES D'UTILISATION

Centres Commerciaux  
Supermarchés  
Bureaux  
Salles de Réunion  
Magasins  
Hopitaux  
Ecoles  
Couloirs

#### GÖVDE

Gümüş ve beyaz renkli, zarif tasarıma sahip, saten eloksallı alüminyum.

#### DİFÜZÖR

UV korumalı PC difüzör

#### KONVERTÖR

ENEC standartlarına uygun, uzun ömürlü sabit akımlı konvertör.

#### LED

50.000 saat ömürlü LUMILEDS / OSRAM / NICHIA marka LED'li LED modüller.

#### BODY

Anodized aluminum with satin finishing, elegant design with silver and white color.

#### DIFFUSER

UV stabilized PC diffuser.

#### CONVERTER

Long life, low power loss converter with constant current. Compatible with ENEC standards.

#### LED

LED modules with 50,000 hours lifetime LUMILEDS / OSRAM / NICHIA brand LEDs.

#### CORPS

Corps couleur argent et blanc en aluminium anodisé et satiné . Design élégant.

#### DIFFUSEUR

Diffuseur en PC anti UV.

#### CONVERTEUR

Convertisseur, conforme aux normes ENEC. Longue vie. Perte de puissance faible avec courant constant .

#### LED

Modules LED – Durée de vie 50.000 heures avec LED de marque LUMILEDS / OSRAM / NICHIA.

NOT	NOTE	NOTE
Belirtilen lümen değerleri LED üzerindeki lümen değerleridir.	Given lumen values are values on LED.	Les valeurs de lumen données sont les valeurs sur LED.
Belirtilen güç değerleri LED üzerindeki DC güç değerleridir.	Given power values are DC power values on LED.	Les valeurs de puissance données sont les valeurs de courant continu puissance sur LED.

Renk Seçenekleri  
Color Options  
Options de Couleur



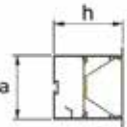
LED'li Tip / LED Type / Type LED

Renk Geri Verim Indexi / Color Rendering Index / Indice de Rendu des Couleurs: (CRI): Ra>80

Kod Code	Güç Power Puissance (W)	LED Tipi LED Type Type De LED	LED Modül LED Module Module LED	Işık Akısı Lum. Flux Flux Lum. (lm)	Renk Sıcaklığı Color Temperature Température De Couleur (K)	Ölçüler Dimensions (mm)			Ağırlık Weight Poids (kg)	Ambalaj Adedi Packing Quantity Colisage	Adet/20" Konteyner Pcs./20" Conteneur
						a	b	h			
PL2A13L15C	3x6,3	2835 SMD	PCB	2700	2700 - 6500	92	861	85	1.7	2	2120
PL2A13L25C	3x9,5	2835 SMD	PCB	4050	2700 - 6500	92	861	85	1.7	2	2120
PL2A14L15C	4x6,3	2835 SMD	PCB	3600	2700 - 6500	92	1141	85	2.3	2	1620
PL2A14L25C	4x9,5	2835 SMD	PCB	5400	2700 - 6500	92	1141	85	2.3	2	1620
PL2A15L15C	5x6,3	2835 SMD	PCB	4500	2700 - 6500	92	1422	85	2.8	2	1310
PL2A15L15CSB	5x6,3	2835 SMD	PCB	4500	2700 - 6500	92	1420	85	2.7	2	1310
PL2A15L15CS0	5x6,3	2835 SMD	PCB	4500	2700 - 6500	92	1419	85	2.6	2	1310
PL2A15L25C	5x9,5	2835 SMD	PCB	6750	2700 - 6500	92	1422	85	2.8	2	1310
PL2A15L25CSB	5x9,5	2835 SMD	PCB	6750	2700 - 6500	92	1420	85	2.7	2	1310
PL2A15L25CS0	5x9,5	2835 SMD	PCB	6750	2700 - 6500	92	1419	85	2.6	2	1310
PL2A16L15C	6x6,3	2835 SMD	PCB	5400	2700 - 6500	92	1710	85	3.4	2	1090
PL2A16L15CSB	6x6,3	2835 SMD	PCB	5400	2700 - 6500	92	1708	85	3.3	2	1090
PL2A16L15CS0	6x6,3	2835 SMD	PCB	5400	2700 - 6500	92	1707	85	3.2	2	1090
PL2A16L25C	6x9,5	2835 SMD	PCB	8100	2700 - 6500	92	1710	85	3.4	2	1090
PL2A16L25CSB	6x9,5	2835 SMD	PCB	8100	2700 - 6500	92	1708	85	3.3	2	1090
PL2A16L25CS0	6x9,5	2835 SMD	PCB	8100	2700 - 6500	92	1707	85	3.2	2	1090
PL2A17L15C	7x6,3	2835 SMD	PCB	6300	2700 - 6500	92	1998	85	3.9	2	940
PL2A17L15CSB	7x6,3	2835 SMD	PCB	6300	2700 - 6500	92	1996	85	3.8	2	940
PL2A17L15CS0	7x6,3	2835 SMD	PCB	6300	2700 - 6500	92	1995	85	3.7	2	940
PL2A17L25C	7x9,5	2835 SMD	PCB	9450	2700 - 6500	92	1998	85	3.9	2	940
PL2A17L25CSB	7x9,5	2835 SMD	PCB	9450	2700 - 6500	92	1996	85	3.8	2	940
PL2A17L25CS0	7x9,5	2835 SMD	PCB	9450	2700 - 6500	92	1995	85	3.7	2	940
PL2A18L15C	8x6,3	2835 SMD	PCB	7200	2700 - 6500	92	2279	85	4.4	2	820
PL2A18L15CSB	8x6,3	2835 SMD	PCB	7200	2700 - 6500	92	2277	85	4.3	2	820
PL2A18L15CS0	8x6,3	2835 SMD	PCB	7200	2700 - 6500	92	2276	85	4.2	2	820
PL2A19L15C	9x6,3	2835 SMD	PCB	8100	2700 - 6500	92	2558	85	4.9	2	730
PL2A19L15CSB	9x6,3	2835 SMD	PCB	8100	2700 - 6500	92	2556	85	4.8	2	730
PL2A19L15CS0	9x6,3	2835 SMD	PCB	8100	2700 - 6500	92	2555	85	4.7	2	730
PL2A10L15C	10x6,3	2835 SMD	PCB	9000	2700 - 6500	92	2840	85	5.4	2	660
PL2A10L15CSB	10x6,3	2835 SMD	PCB	9000	2700 - 6500	92	2838	85	5.3	2	660
PL2A10L15CS0	10x6,3	2835 SMD	PCB	9000	2700 - 6500	92	2837	85	5.2	2	660

V / Hz

220 - 240 / 50 - 60



Opsiyonlar	Options	Options
DIM edilebilir konvertör.	Dimmable Converter.	Convertisseur dimmable.
Acil durum kit.	Emergency kit.	Kit d'urgence.



 **pamir**<sup>®</sup>  
aydınlatma

**fibreLED**  
LED Lighting Specialists





**RADIANT**





## RADIANT

### LED

#### Lensli Projektör

#### Flood Light With Lens

#### Projecteur Avec Lentille

#### UYGULAMA ALANLARI

Tüneller  
Depolar  
Fabrikalar  
Spor Alanları  
Dış Mekan Aydınlatma  
Açık Alan Otoparkı

#### APPLICATION AREAS

Tunnels  
Warehouses  
Factories  
Sport Areas  
Outdoor Lighting  
Open-air Car Park

#### DOMAINES D'UTILISATION

Tunnels  
Hangars de Stockage  
Usines  
Complexes Sportifs  
Espaces Extérieurs  
Parking en Plein Air

#### GÖVDE

Gümüş renkli, 15°-30° dönebilen modüller ve etkin soğutma performansına sahip alüminyum gövde. (Hareketli tip için)

#### LENS

Kullanım alanına göre muhtelif ışık dağılım açlarına sahip yüksek geçirgenlikli lensler.

#### KONVERTÖR

IP67 ENEC standartlarına uygun konvertör.

#### LED

50.000 saat ömürlü LUMILEDS / OSRAM marka LED'li Led modüller.

#### BODY

Silver colored aluminum body with 15° -30° rotating modules and effective cooling performance. (For rotating type)

#### LENS

Lenses with wide variety of light distribution angle options and high light transparency.

#### CONVERTER

IP67 converter compatible with ENEC standards.

#### LED

LED modules with 50.000 hours lifetime LUMILEDS / OSRAM brands LEDs.

#### CORPS

Corps en aluminium tournant module de 15° -30° en couleur argent avec performance de refroidissement efficaces. (Pour la type tournant)

#### LENTILLE

Lentilles avec une grande variété d'options d'angle de distribution de lumière, et transparence de grande.

#### CONVERTEUR

IP67 converteur, conforme aux normes ENEC.

#### LED

Modules LED-Durée de vie 50.000 heures avec LED de marque LUMILEDS / OSRAM.



### Sabit Tip / Fixed Type / Type Fixes

Renk Geri Verim Indexi / Color Rendering Index / Indice de Rendu des Couleurs: (CRI): Ra>70

Kod Code	Güç Power Puissance (W)	Led Tipi Led Type Type De Led	Işık Akısı Lum. Flux Flux Lum. (lm)	Renk sıcaklığı Color Temperature Température de couleur(K)	Ölçüler Dimensions (mm)			Ağırlık Weight Poids (kg)	Ambalaj Adedi Packing Quantity Colisage	Adet/20" Konteyner Pcs./20" Container Pcs./20" Conteneur
					a	b	h			
EALPS11U	1x40	POWERLED	4620	2700 - 6500	85	194	117	2,3	1	6660
EALPS21U	2x40	POWERLED	9240	2700 - 6500	188	240	144	4,8	1	2780
EALPS31U	3x40	POWERLED	13860	2700 - 6500	287	240	142	5,7	1	1910
EALPS41U	4x40	POWERLED	18480	2700 - 6500	385	240	146	7,4	1	1450
EALPS51U	5x40	POWERLED	23100	2700 - 6500	485	240	152	9,2	1	1110

### Hareketli Tip / Rotating Type / Type Tournant

Kod Code	Güç Power Puissance (W)	Led Tipi Led Type Type De Led	Işık Akısı Lum. Flux Flux Lum. (lm)	Renk sıcaklığı Color Temperature Température de couleur(K)	Ölçüler Dimensions (mm)			Ağırlık Weight Poids (kg)	Ambalaj Adedi Packing Quantity Colisage	Adet/20" Konteyner Pcs./20" Container Pcs./20" Conteneur
					a	b	h			
EALPH21U	2x40	POWERLED	9240	2700 - 6500	188	240	144	4,8	1	2780
EALPH31U	3x40	POWERLED	13860	2700 - 6500	287	240	142	5,7	1	1910
EALPH41U	4x40	POWERLED	18480	2700 - 6500	385	240	146	7,4	1	1450
EALPH51U	5x40	POWERLED	23100	2700 - 6500	485	240	152	9,2	1	1110


Opsiyonlar	Options	Options
DIM edilebilir konvertör.	Dimmable converter.	Convertisseur dimmable.

V / Hz 220 - 240 / 50 - 60

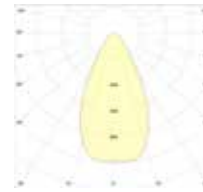
31+119° Lens



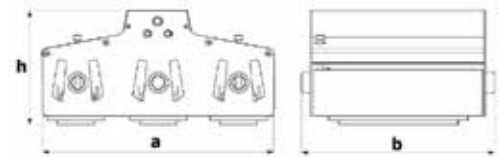
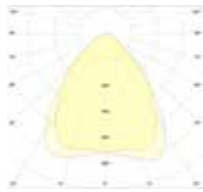
25° Lens



58° Lens



98° Lens



Hareketli Modül / Rotating Module / Module Tournant



## RADIANT

### LED

#### Lensli Yüksek Tavan Armatürü

#### High Bay Lighting Fixtures With Lens

#### Luminaire Grande Hauteur Avec Lentille

#### UYGULAMA ALANLARI

Tüneller  
Depolar  
Fabrikalar  
Spor Alanları  
Dış Mekan Aydınlatma  
Açık Alan Otoparkı

#### APPLICATION AREAS

Tunnels  
Warehouses  
Factories  
Sport Areas  
Outdoor Lighting  
Open-air Car Park

#### DOMAINES D'UTILISATION

Tunnels  
Hangars de Stockage  
Usines  
Complexes Sportifs  
Espaces Exterieurs  
Parking en Plein Air

#### GÖVDE

Gümüş renkli, 15°-30° dönebilen modüller ve etkin soğutma performansına sahip alüminyum gövde. (Hareketli tip için)

#### LENS

Kullanım alanına göre muhtelif ışık dağılım açlarına sahip yüksek geçirgenlikli lensler.

#### KONVERTÖR

IP67 ENEC standartlarına uygun konvertör.

#### LED

50.000 saat ömürlü LUMILEDS / OSRAM marka LED'li Led modüller.

#### BODY

Silver colored aluminum body with 15° -30° rotating modules and effective cooling performance. (For rotating type )

#### LENS

Lenses with wide variety of light distribution angle options and high light transparency.

#### CONVERTER

IP67 converter compatible with ENEC standards.

#### LED

LED modules with 50.000 hours lifetime LUMILEDS / OSRAM brands LEDs.

#### CORPS

Corps en aluminium tournant module de 15° -30° en couleur argent avec performance de refroidissement efficaces. (Pour la type tournant)

#### LENTILLE

Lentilles avec une grande variété d'options d'angle de distribution de lumière, et transparence de grande.

#### CONVERTEUR

IP67 converteur, conforme aux normes ENEC.

#### LED

Modules LED-Durée de vie 50.000 heures avec LED de marque LUMILEDS / OSRAM.



### Sabit Tip / Fixed Type / Type Fixes

Renk Geri Verim Indexi / Color Rendering Index / Indice de Rendu des Couleurs: (CRI): Ra>70

Kod Code	Güç Power Puissance (W)	Led Tipi Led Type Type De Led	Işık Akısı Lum. Flux Flux Lum. (lm)	Renk sıcaklığı Color Temperature Température de couleur(K)	Ölçüler Dimensions (mm)			Ağırlık Weight Poids (kg)	Ambalaj Adedi Packing Quantity Colisage	Adet/20" Konteyner Pcs./20" Container Pcs./20" Conteneur
					a	b	h			
EALYS13U	3x40	POWERLED	13860	2700 - 6500	85	823	142	5,6	1	1500
EALYS14U	4x40	POWERLED	18480	2700 - 6500	85	1056	142	6,2	1	1170
EALYS15U	5x40	POWERLED	23100	2700 - 6500	188	1289	142	10,0	1	1000
EALYS23U	6x40	POWERLED	27720	2700 - 6500	188	823	142	11,2	1	800
EALYS24U	8x40	POWERLED	36960	2700 - 6500	188	1056	142	12,4	1	630

### Hareketli Tip / Rotating Type / Type Tournant

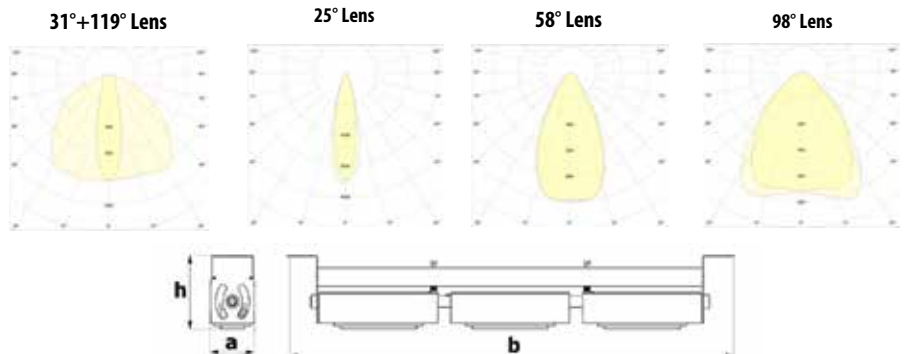
Kod Code	Güç Power Puissance (W)	Led Tipi Led Type Type De Led	Işık Akısı Lum. Flux Flux Lum. (lm)	Renk sıcaklığı Color Temperature Température de couleur(K)	Ölçüler Dimensions (mm)			Ağırlık Weight Poids (kg)	Ambalaj Adedi Packing Quantity Colisage	Adet/20" Konteyner Pcs./20" Container Pcs./20" Conteneur
					a	b	h			
EALYH13U	3x40	POWERLED	13860	2700 - 6500	85	783	142	6,2	1	1400
EALYH14U	4x40	POWERLED	18480	2700 - 6500	85	1008	142	6,9	1	1100
EALYH15U	5x40	POWERLED	23100	2700 - 6500	188	1233	142	7,5	1	900

V / Hz 220 - 240 / 50 - 60

Opsiyonlar	Options	Options
DIM edilebilir konvertör.	Dimmable converter.	Convertisseur dimmable.



Hareketli Modül / Rotating Module / Module Tournant





 **pamir**<sup>®</sup>  
aydınlatma

**fibreLED**  
LED Lighting Specialists



**ENDÜSTRİYEL / INDUSTRIAL / INDUSTRIEL**



# ENDÜSTRİYEL INDUSTRIAL INDUSTRIEL

## LED / T16 (T5)

2X Yüksek Tavan  
Aydınlatma Armatürleri

2X High Bay Lighting Fixtures

Luminaire Grande Hauteur 2X

### UYGULAMA ALANLARI

Fabrikalar  
Marketler  
Depolar  
Terminaller  
Metrolar ve Tüneller  
Spor Salonları  
Kapalı Yüzme Havuzları

### APPLICATION AREAS

Factories  
Supermarkets  
Warehouses  
Stations  
Subways and Tunnels  
Sport Halls  
Indoor Swimming  
Pools

### DOMAINES D'UTILISATION

Usines  
Supermarchés  
Hangars de stockage  
Gares  
Tunnels - Métros  
Complexes sportifs  
Piscines couvertes

### GÖVDE

RAL 9016 elektrostatik toz boyalı DKP sac.

### CAM

4mm temperli cam (kalite belgeli).

### REFLEKTÖR

%99,9 Safılıkta, ayna yüzeyi parlaklığında ve yüksek yansıtma performansına ve ışığın verimli bir şekilde dağılımını sağlayan tasarıma sahip eloksallı kaplamalı alüminyum.

### BALAST (T5 Modeller için)

ENEC standartlarına uygun, uzun ömürlü sabit ışık akısına sahip, düşük enerji kayıplı (EEI=A2) elektronik balast.

### KONVERTÖR (LED'li Modeller için)

ENEC standartlarına uygun, uzun ömürlü sabit akımlı konvertör.

### LED (LED'li Modeller için)

50.000 saat ömürlü LUMILEDS / OSRAM / NICHIA marka LED'li LED modüller.

### CONTA

Elastomer termoplastik.

### CAM TUTUCULAR

Alüminyum.

### BODY

RAL 9016 electrostatic powder coated sheet-metal.

### GLASS

4mm tempered glass (with certificate).

### REFLECTOR

Anodized aluminum with %99,9 purity and with mirror like glossy surface having high reflection performance and design enabling the efficient distribution of the light to the targeted area.

### BALLAST (For T5 Models)

Electronic ballast with long life, low power loss EEI = A2 and constant flux. Compatible with ENEC standards.

### CONVERTER (For LED Models)

Long life, low power loss converter with constant current. Compatible with ENEC standards.

### LED (For LED Models)

LED modules with 50,000 hours lifetime LUMILEDS / OSRAM / NICHIA brand LEDs.

### SEAL

Thermoplastic elastomer.

### GLASS HOLDER LATCHES

Aluminum.

### CORPS

RAL 9016 Feuille de métal peinte électrostatiquement .

### VERRE

4 mm verre trempé (avec certificat).

### REFLECTEUR

En aluminium anodisé a 99,99% de pureté et avec une surface brillante comme un miroir , assurant un niveau élevé de réflexion. Design élégant. Permet une répartition efficace de la lumière vers l'endroit ciblé.

### BALLAST (Pour T5 Modèles)

Ballast électronique , conforme aux normes ENEC. Longue vie. Perte de puissance faible (EEI=A2). Flux de lumière régulier.

### CONVERTEUR (Pour Modèles LED)

Convertisseur, conforme aux normes ENEC. Longue vie. Perte de puissance faible avec courant constant .

### LED (Pour Modèles LED)

Modules LED – Durée de vie 50.000 heures avec LED de marque LUMILEDS / OSRAM / NICHIA.

### JOINT

Elastomère thermoplastique.

### CLAPETS DE MAINTIEN DU VERRE

Aluminium.





### LED'li Tip / LED Type / Type LED

Renk Geri Verim Indexi / Color Rendering Index / Indice de Rendu des Couleurs: (CRI): Ra>80


Kod Code	Güç Power Puissance (W)	LED Tipi LED Type Type De LED	LED Modül LED Module Module LED	Işık Akısı Lum. Flux Flux Lum. (lm)	Renk Sıcaklığı Color Temperature Température De Couleur (K)	Ölçüler Dimensions (mm)			Ağırlık Weight Poids (kg)	Ambalaj Adedi Packing Quantity Colisage	Adet/20" Konteyner Pcs./20" Container Pcs./20" Conteneur
						a	b	h			
EAL1U24L25C	8x9,5	2835 SMD	PCB	10800	2700 - 6500	225	1200	70	7.5	1	800
EAL1U25L25C	10x9,5	2835 SMD	PCB	13500	2700 - 6500	225	1500	70	9.0	1	620

### T5 Floresanlı Tip / T5 Fluorescent Type / Type T5 Fluorescent


Kod Code	Güç Power Puissance (W)	Ampul Tipi Lamp Type Type De Lampe	Duy Tipi Socket Type Type De Douille	Işık Akısı Lum. Flux Flux Lum. (lm)	Akım Current Courant (A)	Ölçüler Dimensions (mm)			Ağırlık Weight Poids (kg)	Ambalaj Adedi Packing Quantity Colisage	Adet/20" Konteyner Pcs./20" Container Pcs./20" Conteneur
						a	b	h			
EAS1U254C	2x54	T16(T5)	G5	8900	0.50	225	1200	70	7.5	1	800
EAS1U280C	2x80	T16(T5)	G5	12300	0.76	225	1500	70	9.0	1	620



V / Hz 220 - 240 / 50 - 60



LED



T5

Opsiyonlar	Options	Options
DIM edilebilir elektronik balast yada konvertör. LED`li modeller için acil durum kiti.	Dimmable electronic ballast or convertor. Emergency kit for models with LED	Ballast électronique dimmable ou converteur. Kit d`urgence pour les modèles LED.

NOT	NOTE	NOTE
Belirtilen lümen değerleri LED üzerindeki lümen değerleridir.	Given lumen values are values on LED.	Les valeurs de lumen données sont les valeurs sur LED.
Belirtilen güç değerleri LED üzerindeki DC güç değerleridir.	Given power values are DC power values on LED.	Les valeurs de puissance données sont les valeurs de courant continu puissance sur LED.



# ENDÜSTRİYEL INDUSTRIAL INDUSTRIEL

## LED / T16 (T5)

4X Yüksek Tavan  
Aydınlatma Armatürleri

4X High Bay Lighting Fixtures

Luminaires Grande Hauteur 4X

### UYGULAMA ALANLARI

Fabrikalar  
Marketler  
Depolar  
Terminaller  
Metrolar ve Tüneller  
Spor Salonları  
Kapalı Yüzme Havuzları

### APPLICATION AREAS

Factories  
Supermarkets  
Warehouses  
Stations  
Subways and Tunnels  
Sport Halls  
Indoor Swimming  
Pools

### DOMAINES D'UTILISATION

Usines  
Supermarchés  
Hangars de stockage  
Gares  
Tunnels - Métros  
Complexes sportifs  
Piscines couvertes

### GÖVDE

RAL 9016 elektrostatik toz boyalı DKP sac.

### CAM

4mm temperli cam (kalite belgeli).

### REFLEKTÖR

%99,9 Safılıkta, ayna yüzeyi parlaklığında ve yüksek yansıtma performansına ve ışığın verimli bir şekilde dağılımını sağlayan tasarıma sahip eloksallı kaplamalı alüminyum.

### BALAST (T5 Modeller İçin)

ENEC standartlarına uygun, uzun ömürlü sabit ışık akısına sahip, düşük enerji kayıplı (EEI=A2) elektronik balast.

### KONVERTÖR (LED'li Modeller İçin)

ENEC standartlarına uygun, uzun ömürlü sabit akımlı konvertör.

### LED (LED'li Modeller İçin)

50.000 saat ömürlü LUMILEDS / OSRAM / NICHIA marka LED'li LED modüller.

### CONTA

Elastomer termoplastik.

### CAM TUTUCULAR

Alüminyum.

### BODY

RAL 9016 electrostatic powder coated sheet-metal.

### GLASS

4mm tempered glass (with certificate).

### REFLECTOR

Anodized aluminum with %99,9 purity and with mirror like glossy surface having high reflection performance and design enabling the efficient distribution of the light to the targeted area.

### BALLAST (For T5 Models)

Electronic ballast with long life, low power loss EEI = A2 and constant flux. Compatible with ENEC standards.

### CONVERTER (For LED Models)

Long life, low power loss converter with constant current. Compatible with ENEC standards.

### LED (For LED Models)

LED modules with 50,000 hours lifetime LUMILEDS / OSRAM / NICHIA brand LEDs.

### SEAL

Thermoplastic elastomer.

### GLASS HOLDER LATCHES

Aluminum.

### CORPS

RAL 9016 Feuille de métal peinte électrostatiquement.

### VERRE

4 mm verre trempé (avec certificat).

### REFLECTEUR

En aluminium anodisé a 99,99% de pureté et avec une surface brillante comme un miroir, assurant un niveau élevé de réflexion. Design élégant. Permet une répartition efficace de la lumière vers l'endroit ciblé.

### BALLAST (Pour T5 Modèles)

Ballast électronique, conforme aux normes ENEC. Longue vie. Perte de puissance faible (EEI=A2). Flux de lumière régulier.

### CONVERTEUR (Pour Modèles LED)

Convertisseur, conforme aux normes ENEC. Longue vie. Perte de puissance faible avec courant constant.

### LED (Pour Modèles LED)

Modules LED - Durée de vie 50.000 heures avec LED de marque LUMILEDS / OSRAM / NICHIA.

### JOINT

Elastomère thermoplastique.

### CLAPETS DE MAINTIEN DU VERRE

Aluminium.



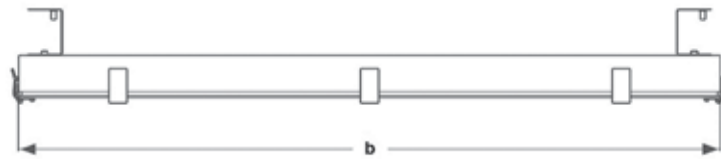
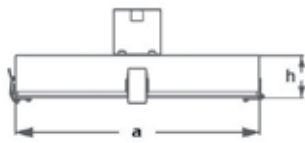
### LED'li Tip / LED Type / Type LED

Renk Geri Verim Indexi / Color Rendering Index / Indice de Rendu des Couleurs: (CRI): Ra>80


Kod Code	Güç Power Puissance (W)	LED Tipi LED Type Type De LED	LED Modül LED Module Module LED	Işık Akısı Lum. Flux Flux Lum. (lm)	Renk Sıcaklığı Color Temperature Température De Couleur (K)	Ölçüler Dimensions (mm)			Ağırlık Weight Poids (kg)	Ambalaj Adedi Packing Quantity Colisage	Adet/20" Konteyner Pcs./20" Container Pcs./20" Conteneur
						a	b	h			
EAL1U44L25C	16x9,5	2835 SMD	PCB	21600	2700 - 6500	415	1200	70	12.1	1	450
EAL1U45L25C	20x9,5	2835 SMD	PCB	27000	2700 - 6500	415	1500	70	15.1	1	360

### T5 Floresanlı Tip / T5 Fluorescent Type / Type T5 Fluorescent


Kod Code	Güç Power Puissance (W)	Ampul Tipi Lamp Type Type De Lampe	Duy Tipi Socket Type Type De Douille	Işık Akısı Lum. Flux Flux Lum. (lm)	Akım Current Courant (A)	Ölçüler Dimensions (mm)			Ağırlık Weight Poids (kg)	Ambalaj Adedi Packing Quantity Colisage	Adet/20" Konteyner Pcs./20" Container Pcs./20" Conteneur
						a	b	h			
EA51U454C	4x54	T16(T5)	G5	17800	1.00	415	1200	70	12.1	1	450
EA51U480C	4x80	T16(T5)	G5	24600	1.52	415	1500	70	15.1	1	360



V / Hz 220 - 240 / 50 - 60



LED



T5

Opsiyonlar	Options	Options
DIM edilebilir elektronik balast yada konvertör. LED'li modeller için acil durum kit.	Dimmable electronic ballast or convertor. Emergency kit for models with LED	Ballast électronique dimmable ou converteur. Kit d'urgence pour les modèles LED.
NOT	NOTE	NOTE
Belirtilen lümen değerleri LED üzerindeki lümen değerleridir.	Given lumen values are values on LED.	Les valeurs de lumen données sont les valeurs sur LED.
Belirtilen güç değerleri LED üzerindeki DC güç değerleridir.	Given power values are DC power values on LED.	Les valeurs de puissance données sont les valeurs de courant continu puissance sur LED.




 **pamir**<sup>®</sup>  
aydınlatma

**fibreLED**  
LED Lighting Specialists



**ETANJ / WATERPROOF / ETANCHE**



# ALUMİNYUM ETANJ ALUMINUM WATERPROOF D'ALUMINIUM ETANCHE

## LED

Alüminyum Etanj Aydınlatma  
Armatürleri

Aluminum Waterproof Lighting Fixtures

Luminaire Etanches D'aluminium

### UYGULAMA ALANLARI

Fabrikalar  
Endüstriyel Mutfaklar  
Çamaşırhaneler  
Otoparklar  
Açık Alanlar  
Tüneller

### APPLICATION AREAS

Factories  
Industrial Kitchens  
Laundries  
Parking Areas  
Outdoor Areas  
Tunnels

### DOMAINES D'UTILISATION

Usines  
Cuisines Industrielles  
Blanchisseries  
Parkings  
Espaces Exterieurs  
Tunnels

### GÖVDE

Alüminyum ekstrüzyon ve korozyona dayanıklı gövde.

### DİFÜZÖR

Polikarbon difüzör ve yüksek aydınlatma performansı.

### ASKI SACI

0.5 mm kalınlığında paslanmaz çelik sac.

### KONVERTÖR

ENEC standartlarına uygun, uzun ömürlü sabit akımlı konvertör.

### LED

50.000 saat ömürlü EDISON / LUMILEDS / NICHIA marka LED'li LED modüller.

### BODY

Aluminum extrusion and corrosion resistant body.

### DIFFUSER

Polycarbon diffuser and high lighting performance.

### CEILING FIXING BRACE

Stainless steel sheet metal with 0.5 mm thickness.

### CONVERTER

Long life, low power loss converter with constant current. Compatible with ENEC standards.

### LED

LED modules with 50,000 hours lifetime EDISON / LUMILEDS / NICHIA brand LEDs.

### CORPS

Extrusion en aluminium et corps résistant à la corrosion.

### DIFFUSEUR

Diffuseur en polycarbonate et de hautes performances d'éclairage.

### ACCOLADE DE FIXATION AU PLAFOND

Feuille d'acier inoxydable de 0.5 mm d'épaisseur.

### CONVERTEUR

Convertisseur, conforme aux normes ENEC. Longue vie. Perte de puissance faible avec courant constant.

### LED


Modules LED – Durée de vie 50.000 heures avec LED de marque EDISON / LUMILEDS / NICHIA.



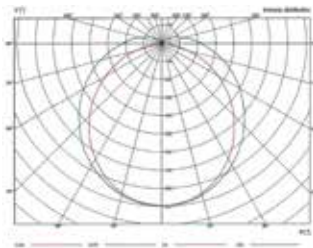
## LED'li Tip / LED Type / Type LED

Renk Geri Verim Indexi / Color Rendering Index / Indice de Rendu des Couleurs: (CRI): Ra>80

Kod Code	Güç Power Puissance (W)	LED Tipi LED Type Type De LED	LED Modül LED Module Module LED	Işık Akısı Lum. Flux Flux Lum. (lm)	Renk Sıcaklığı Color Temperature Température De Couleur (K)	Ölçüler Dimensions (mm)			Ağırlık Weight Poids (kg)	Ambalaj Adedi Packing Quantity Colisage	Adet/20" Konteyner Pcs./20" Container Pcs./20" Conteneur
						a	b	h			
EALAE11T03	13	2835 SMD	PCB	2000	2700 - 6500	77	560	82	1.2	9	3480
EALAE21T03	27	2835 SMD	PCB	4000	2700 - 6500	77	560	82	1.3	9	3480
EALAE21T04	34	2835 SMD	PCB	4850	2700 - 6500	77	560	82	1.6	9	3480
EALAE31T03	40	2835 SMD	PCB	6000	2700 - 6500	77	560	82	1.7	9	3480
EALAE12T04	34	2835 SMD	PCB	4850	2700 - 6500	77	1110	82	2.2	9	1830
EALAE12T05	40	2835 SMD	PCB	5480	2700 - 6500	77	1110	82	2.2	9	1830
EALAE22T04	68	2835 SMD	PCB	9700	2700 - 6500	77	1110	82	2.9	9	1830
EALAE22T05	80	2835 SMD	PCB	10960	2700 - 6500	77	1110	82	2.9	9	1830
EALAE13T05	60	2835 SMD	PCB	8220	2700 - 6500	77	1660	82	3.2	9	1160
EALAE23T05	120	2835 SMD	PCB	16440	2700 - 6500	77	1660	82	4.1	9	1160



V / Hz 220 - 240 / 50 - 60



Opsiyonlar	Options	Options
DIM edilebilir elektronik balast ya da konvertör. Acil durum kiti.	Dimmable electronic ballast or converter. Emergency kit.	Ballast électronique dimmable ou convertreur. Kit d'urgence.
NOT	NOTE	NOTE
Belirtilen lümen değerleri LED üzerindeki lümen değerleridir.	Given lumen values are values on LED.	Les valeurs de lumen données sont les valeurs sur LED.
Belirtilen güç değerleri LED üzerindeki DC güç değerleridir.	Given power values are DC power values on LED.	Les valeurs de puissance données sont les valeurs de courant continu puissance sur LED.



# EXPROOF

## ETANJ WATERPROOF ETANCHE

### Exproof Etanj

2x Etanj Aydınlatma Armatürleri

2x Exproof Waterproof Lighting  
Fixtures

Luminaire Etanches Exproof 2x

#### UYGULAMA ALANLARI

Fabrikalar  
Rafinerler  
Kazan Daireleri  
Yakıt İstasyonları  
Yakıt Dolum Tesisleri  
Kimyevi Üretim

#### APPLICATION AREAS

Factories  
Refinery  
Boiler Room  
Fuel Stations  
Fuel Filling Plants  
Chemical Production

#### DOMAINES D'UTILISATION

Des usines  
Raffinerie  
Chaufferie  
Stations d'essence  
Usines de remplissage de carburant  
Production chimique

#### GÖVDE

Polikarbon veya ABS gri renkli gövde ve polikarbon kilitleme mandalları.

#### DİFÜZÖR

Yüksek ışık geçirgenliğine sahip polikarbon difüzör.

#### ASKI SACI

0.5 mm kalınlığında paslanmaz çelik sac.

#### REFLEKTÖR

Beyaz elektrostatik toz boyalı,  
0.5 mm DKP sac.

#### BALAST

EN normlarına uygun elektronik balast.

#### GÜVENLİK

Kapak(difüzör) açıldığında üründe bulunan enerjiyi kesen güvenlik anahtarlı sistem.

#### RAKOR

ATEX Belgeli prinç kablo rakoru.

#### BODY

Polycarbonate or ABS body of gray color with polycarbonate diffuser holder.

#### DIFFUSER

Polycarbonate diffuser with high light transparency.

#### CEILING FIXING BRACE

Stainless steel sheet metal with 0.5 mm thickness.

#### REFLECTOR

White electrostatic powder coated, sheet metal with 0.5 mm thickness.

#### BALLAST

Electronic ballast with EN norms.

#### SECURITY

Energy cut-off system when the cover(diffuser) is opened.

#### CABLE GLAND

Brass cable gland with ATEX certification.

#### CORPS

Corps gris en Polycarbonate ou ABS avec porteur du diffuseur en polycarbonate.

#### DIFFUSEUR

En polycarbonate. Permet une tres grande diffusion de la lumière.

#### ACCOLADE DE FIXATION AU PLAFOND

Feuille d'acier inoxydable de 0.5 mm d'epaisseur.

#### REFLECTEUR

Feuille metallique de 0.5 mm d'epaisseur et peinte en blanc electrostatiquement.

#### BALLAST

Ballast electronique compatible avec les standards ENEC.

#### SÉCURITÉ

Système de coupure d'energie lorsque le couvercle (diffuseur) est ouvert.

#### CABLE GLAND

Presse-étoupe en laiton avec certification ATEX.





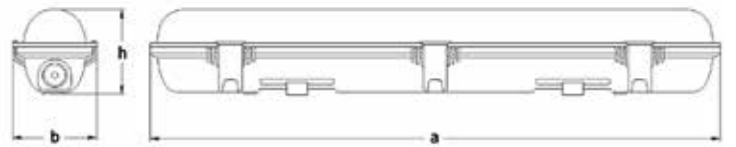
Kod Code	Güç Power Puissance (W)	Ampul Tipi Lamp Type Type De Lampe	Duy Tipi Socket Type Type De Douille	Işık Akısı Lum. Flux Flux Lum. (lm)	Akım Current Courant (A)	Ölçüler Dimensions (mm) a b h	Ağırlık Weight Poids (kg)	Ambalaj Adedi Packing Quantity Colisage	Adet/20" Konteyner Pcs./20" Container Pcs./20" Conteneur	ZONE
EAX218	2x18	T26 (T8)	G13	2700	0.37	670 140 102	1.59	9	3015	ZONE 2
EAX236	2x36	T26 (T8)	G13	6500	0.43	1280 140 102	2.18	9	1560	
EAX254	2x54	T16(T5)	G5	8900	0.50	1280 140 102	2.18	9	1560	

II 3G Ex nA IIC T4 Ge -20 °C ≤ T<sub>amb</sub> ≤ +40 °C IP 65

V / Hz 220 - 240 / 50 - 60

Opsiyonlar	Options	Options
DIM edilebilir elektronik balast . Acil durum kiti.	Dimmable electronic ballast. Emergency kit.	Ballast électronique dimmable. Kit d'urgence.

NOT	NOTE	NOTE
Belirtilen lümen değerleri floresan üzerindeki lümen değerleridir. Belirtilen güç değerleri floresan üzerindeki DC güç değerleridir.	Given lumen values are values on fluorescent. Given power values are DC power values on fluorescent.	Les valeurs de lumen données sont les valeurs sur fluorescent. Les valeurs de puissance données sont les valeurs de courant continu puissance sur fluorescent.





# ETANJ WATERPROOF ETANCHE

## LED

1X Etanj Aydınlatma Armatürleri

1X Waterproof Lighting Fixtures

Luminaire Etanches 1X

### UYGULAMA ALANLARI

Fabrikalar  
Endüstriyel Mutfaklar  
Çamaşırhaneler  
Otoparklar  
Açık Alanlar  
Tüneller

### APPLICATION AREAS

Factories  
Industrial Kitchens  
Laundries  
Parking Areas  
Outdoor Areas  
Tunnels

### DOMAINES D'UTILISATION

Usines  
Cuisines Industrielles  
Blanchisseries  
Parkings  
Espaces Exterieurs  
Tunnels

### GÖVDE

Polikarbon veya ABS gri renkli gövde ve polikarbon kilitleme mandalları.

### DİFÜZÖR

Yüksek ışık geçirgenliğine sahip polikarbon difüzör.

### ASKI SACI

0.5 mm kalınlığında paslanmaz çelik sac.

### REFLEKTÖR

Beyaz elektrostatik toz boyalı, 0.5 mm DKP sac.

### KONVERTÖR

ENEC standartlarına uygun, uzun ömürlü sabit akımlı konvertör.

### LED

50.000 saat ömürlü LUMILEDS / OSRAM / NICHIA / EDISON marka LED'li LED modüller.

### BODY

Polycarbonate or ABS body of gray color with polycarbonate diffuser holder.

### DIFFUSER

Polycarbonate diffuser with high light transparency.

### CEILING FIXING BRACE

Stainless steel sheet metal with 0.5 mm thickness.

### REFLECTOR

White electrostatic powder coated, sheet metal with 0.5 mm thickness.

### CONVERTER

Long life, low power loss converter with constant current. Compatible with ENEC standards.

### LED

LED modules with 50,000 hours lifetime LUMILEDS / OSRAM / NICHIA / EDISON brand LEDs.

### CORPS

Corps gris en Polycarbonate ou ABS avec porteur du diffuseur en polycarbonate.

### DIFFUSEUR

En polycarbonate. Permet une tres grande diffusion de la lumière.

### ACCOLADE DE FIXATION AU PLAFOND

Feuille d'acier inoxydable de 0.5 mm d'épaisseur.

### REFLECTEUR

Feuille métallique de 0.5 mm d'épaisseur et peinte en blanc électrostatiquement.

### CONVERTEUR

Convertisseur, conforme aux normes ENEC. Longue vie. Perte de puissance faible avec courant constant.

### LED

Modules LED – Durée de vie 50.000 heures avec LED de marque LUMILEDS / OSRAM / NICHIA / EDISON.

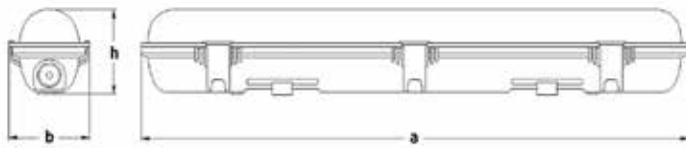


## LED'li Tip / LED Type / Type LED



Renk Geri Verim Indexi / Color Rendering Index / Indice de Rendu des Couleurs: (CRI): Ra>80

Kod Code	Güç Power Puissance (W)	LED Tipi LED Type Type De LED	LED Modül LED Module Module LED	Işık Akısı Lum. Flux Flux Lum. (lm)	Renk Sıcaklığı Color Temperature Température De Couleur (K)	Ölçüler Dimensions (mm)			Ağırlık Weight Poids (kg)	Ambalaj Adedi Packing Quantity Colisage	Adet/20" Konteyner Pcs./20" Container Pcs./20" Conteneur
						a	b	h			
EAL12L15C	2x6,3	2835 SMD	PCB	1800	2700 - 6500	670	95	102	1.2	9	4230
EAL14L15C	4x6,3	2835 SMD	PCB	3600	2700 - 6500	1280	95	102	2.2	6	2250
EAL15L15C	5x6,3	2835 SMD	PCB	4500	2700 - 6500	1570	95	102	2.6	6	1710
EAL15C02C	22	2835 SMD	PCB	3600	2700 - 6500	1280	95	102	2.2	6	2250
EAL15C03C	32	2835 SMD	PCB	4760	2700 - 6500	1280	95	102	2.2	6	2250
EAL15C04C	44	2835 SMD	PCB	5720	2700 - 6500	1280	95	102	2.2	6	2250

V / Hz 220 - 240 / 50 - 60



Opsiyonlar	Options	Options
DIM edilebilir elektronik balast ya da konvertör.	Dimmable electronic ballast or converter.	Ballast électronique dimmable ou converteur.
Acil durum kiti.	Emergency kit.	Kit d'urgence.
NOT	NOTE	NOTE
Belirtilen lümen değerleri LED üzerindeki lümen değerleridir.	Given lumen values are values on LED.	Les valeurs de lumen données sont les valeurs sur LED.
Belirtilen güç değerleri LED üzerindeki DC güç değerleridir.	Given power values are DC power values on LED.	Les valeurs de puissance données sont les valeurs de courant continu puissance sur LED.



# ETANJ WATERPROOF ETANCHE

## LED

### 2X Etanj Aydınlatma Armatürleri

### 2X Waterproof Lighting Fixtures

### Luminaire Etanches 2X

#### UYGULAMA ALANLARI

Fabrikalar  
Endüstriyel Mutfaklar  
Çamaşırhaneler  
Otoparklar  
Açık Alanlar  
Tüneller

#### APPLICATION AREAS

Factories  
Industrial Kitchens  
Laundries  
Parking Areas  
Outdoor Areas  
Tunnels

#### DOMAINES D'UTILISATION

Usines  
Cuisines Industrielles  
Blanchisseries  
Parkings  
Espaces Extérieurs  
Tunnels

#### GÖVDE

Polikarbon veya ABS gri renkli gövde ve polikarbon kilitleme mandalları.

#### DİFÜZÖR

Yüksek ışık geçirgenliğine sahip polikarbon difüzör.

#### ASKI SACI

0.5 mm kalınlığında paslanmaz çelik sac.

#### REFLEKTÖR

Beyaz elektrostatik toz boyalı, 0.5 mm DKP sac.

#### KONVERTÖR

ENEC standartlarına uygun, uzun ömürlü sabit akımlı konvertör.

#### LED

50.000 saat ömürlü LUMILEDS / OSRAM / NICHIA marka LED'li LED modüller.

#### BODY

Polycarbonate or ABS body of gray color with polycarbonate diffuser holder.

#### DİFFUSER

Polycarbonate diffuser with high light transparency.

#### CEILING FIXING BRACE

Stainless steel sheet metal with 0.5 mm thickness.

#### REFLECTOR

White electrostatic powder coated, sheet metal with 0.5 mm thickness.

#### CONVERTER

Long life, low power loss converter with constant current. Compatible with ENEC standards.

#### LED

LED modules with 50,000 hours lifetime LUMILEDS / OSRAM / NICHIA brand LEDs.

#### CORPS

Corps gris en Polycarbonate ou ABS avec porteur du diffuseur en polycarbonate.

#### DİFFUSEUR

En polycarbonate. Permet une très grande diffusion de la lumière.

#### ACCOLADE DE FIXATION AU PLAFOND

Feuille d'acier inoxydable de 0.5 mm d'épaisseur.

#### REFLECTEUR

Feuille métallique de 0.5 mm d'épaisseur et peinte en blanc électrostatiquement.

#### CONVERTEUR

Convertisseur, conforme aux normes ENEC. Longue vie. Perte de puissance faible avec courant constant.

#### LED

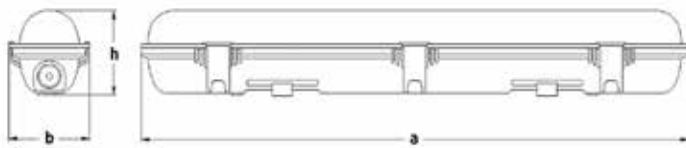
Modules LED – Durée de vie 50.000 heures avec LED de marque LUMILEDS / OSRAM / NICHIA.



## LED'li Tip / LED Type / Type LED



Renk Geri Verim Indexi / Color Rendering Index / Indice de Rendu des Couleurs: (CRI): Ra>80

Kod Code	Güç Power Puissance (W)	LED Tipi LED Type Type De LED	LED Modül LED Module Module LED	Işık Akısı Lum. Flux Flux Lum. (lm)	Renk Sıcaklığı Color Temperature Température De Couleur (K)	Ölçüler Dimensions (mm)			Ağırlık Weight Poids (kg)	Ambalaj Adedi Packing Quantity Colisage	Adet/20" Konteyner Pcs./20" Container Pcs./20" Conteneur
						a	b	h			
EAL22L15C	4x6,3	2835 SMD	PCB	3600	2700 - 6500	670	140	102	1.2	9	3015
EAL24L15C	8x6,3	2835 SMD	PCB	7200	2700 - 6500	1280	140	102	2.2	6	1560
EAL25L15C	10x6,3	2835 SMD	PCB	9000	2700 - 6500	1570	140	102	2.6	6	1350



V / Hz 220 - 240 / 50 - 60

Opsiyonlar	Options	Options
DIM edilebilir elektronik balast ya da konvertör.	Dimmable electronic ballast or converter.	Ballast électronique dimmable ou converteur.
Acil durum kiti.	Emergency kit.	Kit d'urgence.
NOT	NOTE	NOTE
Belirtilen lümen değerleri LED üzerindeki lümen değerleridir.	Given lumen values are values on LED.	Les valeurs de lumen données sont les valeurs sur LED.
Belirtilen güç değerleri LED üzerindeki DC güç değerleridir.	Given power values are DC power values on LED.	Les valeurs de puissance données sont les valeurs de courant continu puissance sur LED.



# ETANJ WATERPROOF ETANCHE

## T16 (T5)

1X Etanj Aydınlatma Armatürleri

1X Waterproof Lighting Fixtures

Luminaire Etanches 1X

### UYGULAMA ALANLARI

Fabrikalar  
Endüstriyel Mutfaklar  
Çamaşırhaneler  
Otoparklar  
Açık Alanlar  
Tüneller

### APPLICATION AREAS

Factories  
Industrial Kitchens  
Laundries  
Parking Areas  
Outdoor Areas  
Tunnels

### DOMAINES D'UTILISATION

Usines  
Cuisines Industrielles  
Blanchisseries  
Parkings  
Espaces Extérieurs  
Tunnels

### GÖVDE

Polikarbon veya ABS gri renkli gövde ve polikarbon kilitleme mandalları.

### DİFÜZÖR

Yüksek ışık geçirgenliğine sahip polikarbon difüzör.

### ASKI SACI

0.5 mm kalınlığında paslanmaz çelik sac.

### REFLEKTÖR

Beyaz elektrostatik toz boyalı, 0.5 mm DKP sac.

### BALAST

ENEC standartlarına uygun, uzun ömürlü sabit ışık akısına sahip, düşük enerji kayıplı (EEI=A2) elektronik balast.

### BODY

Polycarbonate or ABS body of gray color with polycarbonate diffuser holder.

### DIFFUSER

Polycarbonate diffuser with high light transparency.

### CEILING FIXING BRACE

Stainless steel sheet metal with 0.5 mm thickness.

### REFLECTOR

White electrostatic powder coated, sheet metal with 0.5 mm thickness.

### BALLAST

Electronic ballast with long life, low power loss EEI = A2 and constant flux. Compatible with ENEC standards.

### CORPS

Corps gris en Polycarbonate ou ABS avec porteur du diffuseur en polycarbonate.

### DIFFUSEUR

En polycarbonate. Permet une très grande diffusion de la lumière.

### ACCOLADE DE FIXATION AU PLAFOND

Feuille d'acier inoxydable de 0.5 mm d'épaisseur.

### REFLECTEUR

Feuille métallique de 0.5 mm d'épaisseur et peinte en blanc électrostatiquement.

### BALLAST

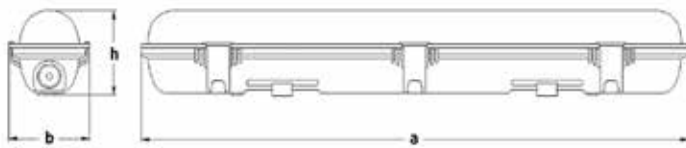
Ballast électronique, conforme aux normes ENEC. Longue vie. Perte de puissance faible (EEI = A2). Flux de lumière régulier.



### T5 Floresanlı Tip / T5 Fluorescent Type / Type T5 Fluorescent



Kod Code	Güç Power Puissance (W)	Ampul Tipi Lamp Type Type De Lampe	Duy Tipi Socket Type Type De Douille	Işık Akısı Lum. Flux Flux Lum. (lm)	Akım Current Courant (A)	Ölçüler Dimensions (mm)			Ağırlık Weight Poids (kg)	Ambalaj Adedi Packing Quantity Colisage	Adet/20" Konteyner Pcs./20" Container Pcs./20" Conteneur
						a	b	h			
EAEB128	1x28	T16(T5)	G5	2600	0.14	1280	95	102	1.70	9	2250
EAEB154	1x54	T16(T5)	G5	4450	0.26	1280	95	102	1.70	9	2250
EAEB135	1x35	T16(T5)	G5	3300	0.17	1570	95	102	2.05	6	1710
EAEB149	1x49	T16(T5)	G5	4300	0.24	1570	95	102	2.05	6	1710
EAEB180	1x80	T16(T5)	G5	6150	0.38	1570	95	102	2.05	6	1710

V / Hz 220 - 240 / 50 - 60



Opsiyonlar	Options	Options
DIM edilebilir elektronik balast ya da konvertör.	Dimmable electronic ballast or converter.	Ballast électronique dimmable ou converteur.
Acil durum kiti.	Emergency kit.	Kit d'urgence.

NOT	NOTE	NOTE
Belirtilen lümen değerleri LED üzerindeki lümen değerleridir.	Given lumen values are values on LED.	Les valeurs de lumen données sont les valeurs sur LED.
Belirtilen güç değerleri LED üzerindeki DC güç değerleridir.	Given power values are DC power values on LED.	Les valeurs de puissance données sont les valeurs de courant continu puissance sur LED.





# ETANJ WATERPROOF ETANCHE

## T16 (T5)

2X Etanj Aydınlatma Armatürleri

2X Waterproof Lighting Fixtures

Luminaire Etanches 2X

### UYGULAMA ALANLARI

Fabrikalar  
Endüstriyel Mutfaklar  
Çamaşırhaneler  
Otoparklar  
Açık Alanlar  
Tüneller

### APPLICATION AREAS

Factories  
Industrial Kitchens  
Laundries  
Parking Areas  
Outdoor Areas  
Tunnels

### DOMAINES D'UTILISATION

Usines  
Cuisines Industrielles  
Blanchisseries  
Parkings  
Espaces Exterieurs  
Tunnels

### GÖVDE

Polikarbon veya ABS gri renkli gövde ve polikarbon kilitleme mandalları.

### DİFÜZÖR

Yüksek ışık geçirgenliğine sahip polikarbon difüzör.

### ASKI SACI

0.5 mm kalınlığında paslanmaz çelik sac.

### REFLEKTÖR

Beyaz elektrostatik toz boyalı, 0.5 mm DKP sac.

### BALAST

ENEC standartlarına uygun, uzun ömürlü sabit ışık akısına sahip, düşük enerji kayıplı (EEI=A2) elektronik balast.

### BODY

Polycarbonate or ABS body of gray color with polycarbonate diffuser holder.

### DIFUSER

Polycarbonate diffuser with high light transparency.

### CEILING FIXING BRACE

Stainless steel sheet metal with 0.5 mm thickness.

### REFLECTOR

White electrostatic powder coated, sheet metal with 0.5 mm thickness.

### BALLAST

Electronic ballast with long life, low power loss EEI = A2 and constant flux. Compatible with ENEC standards.

### CORPS

Corps gris en Polycarbonate ou ABS avec porteur du diffuseur en polycarbonate.

### DIFFUSEUR

En polycarbonate. Permet une tres grande diffusion de la lumière.

### ACCOLADE DE FIXATION AU PLAFOND

Feuille d'acier inoxydable de 0.5 mm d'épaisseur.

### REFLECTEUR

Feuille métallique de 0.5 mm d'épaisseur et peinte en blanc électrostatiquement.

### BALLAST

Ballast électronique, conforme aux normes ENEC. Longue vie. Perte de puissance faible (EEI = A2). Flux de lumière régulier.

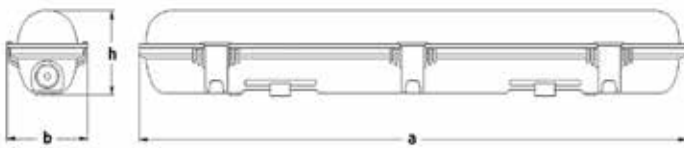




### T5 Floresanlı Tip / T5 Fluorescent Type / Type T5 Fluorescent



Kod Code	Güç Power Puissance (W)	Ampul Tipi Lamp Type Type De Lampe	Duy Tipi Socket Type Type De Douille	Işık Akısı Lum. Flux Flux Lum. (lm)	Akım Current Courant (A)	Ölçüler Dimensions (mm)			Ağırlık Weight Poids (kg)	Ambalaj Adedi Packing Quantity Colisage	Adet/20" Konteyner Pcs./20" Conteneur
						a	b	h			
EAEB228	2x28	T16(T5)	G5	5200	0.26	1280	140	102	2.18	6	1560
EAEB254	2x54	T16(T5)	G5	8900	0.50	1280	140	102	2.18	6	1560
EAEB235	2x35	T16(T5)	G5	6600	0.33	1570	140	102	2.65	6	1350
EAEB249	2x49	T16(T5)	G5	8600	0.49	1570	140	102	2.65	6	1350
EAEB280	2x80	T16(T5)	G5	12300	0.76	1570	140	102	2.65	6	1350

V / Hz 220 - 240 / 50 - 60



Opsiyonlar	Options	Options
DIM edilebilir elektronik balast ya da konvertör.	Dimmable electronic ballast or converter.	Ballast électronique dimmable ou converteur.
Acil durum kiti.	Emergency kit.	Kit d'urgence.

NOT	NOTE	NOTE
Belirtilen lümen değerleri LED üzerindeki lümen değerleridir.	Given lumen values are values on LED.	Les valeurs de lumen données sont les valeurs sur LED.
Belirtilen güç değerleri LED üzerindeki DC güç değerleridir.	Given power values are DC power values on LED.	Les valeurs de puissance données sont les valeurs de courant continu puissance sur LED.





## ETANJ WATERPROOF ETANCHE

### T26 (T8)

1X Etanj Aydınlatma Armatürleri

1X Waterproof Lighting Fixtures

Luminaire Etanches 1X

#### UYGULAMA ALANLARI

Fabrikalar  
Endüstriyel Mutfaklar  
Çamaşırhaneler  
Otoparklar  
Açık Alanlar  
Tüneller

#### APPLICATION AREAS

Factories  
Industrial Kitchens  
Laundries  
Parking Areas  
Outdoor Areas  
Tunnels

#### DOMAINES D'UTILISATION

Usines  
Cuisines Industrielles  
Blanchisseries  
Parkings  
Espaces Extérieurs  
Tunnels

#### GÖVDE

Polikarbon veya ABS gri renkli gövde ve polikarbon kilitlenme mandalları.

#### DİFÜZÖR

Yüksek ışık geçirgenliğine sahip polikarbon difüzör.

#### ASKI SACI

0.5 mm kalınlığında paslanmaz çelik sac.

#### REFLEKTÖR

Beyaz elektrostatik toz boyalı, 0.5 mm DKP sac.

#### BALAST

EN normlarına uygun manyetik yada elektronik balast.

#### BODY

Polycarbonate or ABS body of gray color with polycarbonate diffuser holder.

#### DIFFUSER

Polycarbonate diffuser with high light transparency.

#### CEILING FIXING BRACE

Stainless steel sheet metal with 0.5 mm thickness.

#### REFLECTOR

White electrostatic powder coated, sheet metal with 0.5 mm thickness.

#### BALLAST

Electronic or magnetic ballast with EN norms.

#### CORPS

Corps gris en Polycarbonate ou ABS avec porteur du diffuseur en polycarbonate.

#### DIFFUSEUR

En polycarbonate. Permet une très grande diffusion de la lumière.

#### ACCOLADE DE FIXATION AU PLAFOND

Feuille d'acier inoxydable de 0.5 mm d'épaisseur.

#### REFLECTEUR

Feuille métallique de 0.5 mm d'épaisseur et peinte en blanc électrostatiquement.

#### BALLAST

Ballast électronique ou magnétique. Compatible avec les standards ENEC.




### T8 Floresanlı Tip / T8 Fluorescent Type / Type T8 Fluorescent

Kod Code	Güç Power Puissance (W)	Ampul Tipi Lamp Type Type De Lampe	Duy Tipi Socket Type Type De Douille	Işık Akısı Lum. Flux Flux Lum. (lm)	Akım Current Courant (A)	Ölçüler Dimensions (mm)			Ağırlık Weight Poids (kg)	Ambalaj Adedi Packing Quantity Colisage	Adet/20" Konteyner Pcs./20" Container Pcs./20" Conteneur	Balast Tipi Ballast Type Type de Balast
						a	b	h				
EAMB118	1x18	T26 (T8)	G13	1350	0.37	670	95	102	1.30	9	4230	Manyetik Magnetic Magnétique
EAMB136	1x36	T26 (T8)	G13	3250	0.43	1280	95	102	1.99	9	2250	
EAEB118	1x18	T26 (T8)	G13	1350	0.08	670	95	102	0.99	9	4230	Elektronik Electronic Electronique
EAEB136	1x36	T26 (T8)	G13	3250	0.17	1280	95	102	1.70	9	2250	
EAEB158	1x58	T26 (T8)	G13	5200	0.24	1570	95	102	2.05	6	1710	

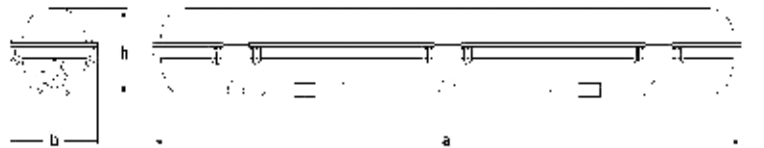
### Led Tüp Tesisatlı / With Led Tube Wiring / Avec Cablage Led Tube

Kod Code	Ampul Tipi Lamp Type Type De Lampe	Duy Tipi Socket Type Type De Douille	Ölçüler Dimensions (mm)			Ağırlık Weight Poids (kg)	Ambalaj Adedi Packing Quantity Colisage	Adet/20" Konteyner Pcs./20" Container Pcs./20" Conteneur
			a	b	h			
EA118LT	T26(T8)	G13	670	95	102	0,85	9	4230
EA136LT	T26(T8)	G13	1280	95	102	1,55	9	2250
EA158LT	T26(T8)	G13	1570	95	102	1,95	6	1710



V / Hz 220 - 240 / 50 - 60

Opsiyonlar	Options	Options
DIM edilebilir elektronik balast .	Dimmable electronic ballast.	Ballast électronique dimmable.
Acil durum kiti.	Emergency kit.	Kit d'urgence.





## ETANJ WATERPROOF ETANCHE

### T26 (T8)

2X Etanj Aydınlatma Armatürleri

2X Waterproof Lighting Fixtures

Luminaire Etanches 2X

#### UYGULAMA ALANLARI

Fabrikalar  
Endüstriyel Mutfaklar  
Çamaşırhaneler  
Otoparklar  
Açık Alanlar  
Tüneller

#### APPLICATION AREAS

Factories  
Industrial Kitchens  
Laundries  
Parking Areas  
Outdoor Areas  
Tunnels

#### DOMAINES D'UTILISATION

Usines  
Cuisines Industrielles  
Blanchisseries  
Parkings  
Espaces Exterieurs  
Tunnels

#### GÖVDE

Polikarbon veya ABS gri renkli gövde ve polikarbon kilitleme mandalları.

#### DİFÜZÖR

Yüksek ışık geçirgenliğine sahip polikarbon difüzör.

#### ASKI SACI

0.5 mm kalınlığında paslanmaz çelik sac.

#### REFLEKTÖR

Beyaz elektrostatik toz boyalı, 0.5 mm DKP sac.

#### BALAST

EN normlarına uygun manyetik yada elektronik balast.

#### BODY

Polycarbonate or ABS body of gray color with polycarbonate diffuser holder.

#### DIFFUSER

Polycarbonate diffuser with high light transparency.

#### CEILING FIXING BRACE

Stainless steel sheet metal with 0.5 mm thickness.

#### REFLECTOR

White electrostatic powder coated, sheet metal with 0.5 mm thickness.

#### BALLAST

Electronic or magnetic ballast with EN norms.

#### CORPS

Corps gris en Polycarbonate ou ABS avec porteur du diffuseur en polycarbonate.

#### DIFFUSEUR

En polycarbonate. Permet une tres grande diffusion de la lumière.

#### ACCOLADE DE FIXATION AU PLAFOND

Feuille d'acier inoxydable de 0.5 mm d'épaisseur.

#### REFLECTEUR

Feuille métallique de 0.5 mm d'épaisseur et peinte en blanc électrostatiquement.

#### BALLAST

Ballast électronique ou magnétique. Compatible avec les standards ENEC.




### T8 Floresanlı Tip / T8 Fluorescent Type / Type T8 Fluorescent

Kod Code	Güç Power Puissance (W)	Ampul Tipi Lamp Type Type De Lampe	Duy Tipi Socket Type Type De Douille	Işık Akısı Lum. Flux Flux Lum. (lm)	Akım Current Courant (A)	Ölçüler Dimensions (mm) a b h	Ağırlık Weight Poids (kg)	Ambalaj Adedi Packing Quantity Colisage	Adet/20" Konteyner Pcs./20" Container Pcs./20" Conteneur	Balast Tipi Ballast Type Type de Balast
EAMB218	2x18	T26 (T8)	G13	2700	0.37	670 140 102	1.59	9	3015	Manyetik Magnétique
EAMB236	2x36	T26 (T8)	G13	6500	0.86	1280 140 102	2.96	9	1560	
EAEB218	2x18	T26 (T8)	G13	2700	0.18	670 140 102	1.30	9	3015	Elektronik Electronic Electronique
EAEB236	2x36	T26 (T8)	G13	6500	0.32	1280 140 102	2.18	9	1560	
EAEB258	2x58	T26 (T8)	G13	10400	0.48	1570 140 102	2.64	6	1350	

### Led Tüp Tesisatlı / With Led Tube Wiring / Avec Cablage Led Tube

Kod Code	Ampul Tipi Lamp Type Type De Lampe	Duy Tipi Socket Type Type De Douille	Ölçüler Dimensions (mm) a b h	Ağırlık Weight Poids (kg)	Ambalaj Adedi Packing Quantity Colisage	Adet/20" Konteyner Pcs./20" Container Pcs./20" Conteneur
EA218LT	T26(T8)	G13	670 140 102	1,15	9	3015
EA236LT	T26(T8)	G13	1280 140 102	2,10	6	1560
EA258LT	T26(T8)	G13	1570 140 102	2,50	6	1000



V / Hz 220 - 240 / 50 - 60

Opsiyonlar	Options	Options
DIM edilebilir elektronik balast .	Dimmable electronic ballast.	Ballast électronique dimmable.
Acil durum kiti.	Emergency kit.	Kit d'urgence.





 **pamir**<sup>®</sup>  
aydinlatma

**fibreLED**  
LED Lighting Specialists



**RAY SPOT / TRACK LIGHT / ÉCLAIRAGE SUR RAIL**



## RAY SPOT

### LED

#### Ray Spot

#### Track Light

#### Éclairage Sur Rail

#### UYGULAMA ALANLARI

Alışveriş Merkezleri  
Marketler  
Ofisler  
Toplantı odaları  
Mağazalar  
Hastaneler  
Okullar  
Koridorlar

#### APPLICATION AREAS

Shopping Malls  
Supermarkets  
Offices  
Meeting rooms  
Stores  
Hospitals  
Schools  
Corridors

#### DOMAINES D'UTILISATION

Centres Commerciaux  
Supermarchés  
Bureaux  
Salles de Réunion  
Magasins  
Hopitaux  
Ecoles  
Coulors

#### GÖVDE

Aluminyum profil gövde ve enjeksiyon kafa.

#### REFLEKTÖR

Yüksek saflıkta aluminyum reflektör; dar, orta ve geniş açı seçenekleri.

#### KONVERTÖR

ENEC standartlarına uygun, uzun ömürlü sabit akımlı konvertör.

#### LED

50.000 saat ömürlü OSRAM marka LED'li LED modüller.

#### BODY

Aluminum profile frame and injection head.

#### REFLECTOR

High-purity aluminum reflector; narrow, medium and wide angle options.

#### CONVERTER

Long life, low power loss converter with constant current. Compatible with ENEC standards.

#### LED

LED modules with 50,000 hours lifetime OSRAM brand LEDs.

#### CORPS

Profilé en aluminium et tête d'injection.

#### REFLECTEUR

Réflecteur en aluminium de haute pureté; options d'angle étroit, moyen et large.

#### CONVERTEUR

Convertisseur, conforme aux normes ENEC. Longue vie. Perte de puissance faible avec courant constant.

#### LED

Modules LED – Durée de vie 50.000 heures avec LED de marque OSRAM.

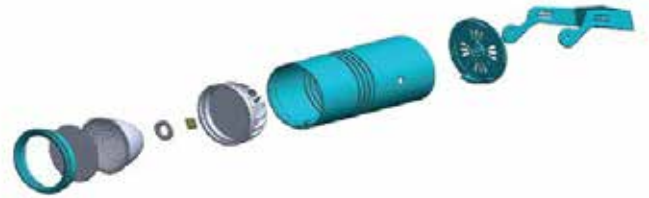
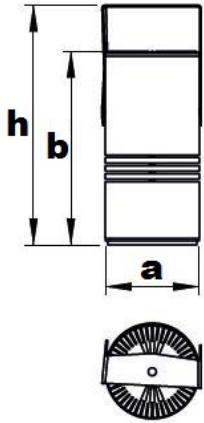




LED'li Tip / LED Type / Type LED

Renk Geri Verim Indexi / Color Rendering Index / Indice de Rendu des Couleurs: (CRI): Ra>80


Kod Code	Güç Power Puissance (W)	Led Tipi Led Type Type De Led	Işık Akısı Lum. Flux Flux Lum. (lm)	Renk Sıcaklığı Color Temperature Température De Couleur (K)	Ölçüler Dimensions (mm)			Ağırlık Weight Poids (kg)	Ambalaj Adedi Packing Quantity Colisage	Adet/20"Konteyner Pcs./20"Conteneur
					a	b	h			
PLR1U30C	30W	COB	2938	2700 - 6500	118	245	302	1,50	24	12960
PLR1U35C	35W	COB	3256	2700 - 6500	118	245	302	1,50	24	12960
PLR1U40C	40W	COB	3537	2700 - 6500	118	245	302	1,50	24	12960



V / Hz 220 - 240 / 50 - 60

Opsiyonlar	Options	Options
DIM edilebilir elektronik balast yada konvertör. LED'li modeller için acil durum kit.	Dimmable electronic ballast or convertor. Emergency kit for models with LED	Ballast electronique dimmable ou converteur. Kit d'urgence pour les modèles LED.

NOT	NOTE	NOTE
Belirtilen lümen değerleri LED üzerindeki lümen değerleridir.	Given lumen values are values on LED.	Les valeurs de lumen données sont les valeurs sur LED.
Belirtilen güç değerleri LED üzerindeki DC güç değerleridir.	Given power values are DC power values on LED.	Les valeurs de puissance données sont les valeurs de courant continu puissance sur LED.



15° Reflektör  
15° Reflector

30° Reflektör  
30° Reflector

45° Reflektör  
45° Reflector

60° Reflektör  
60° Reflector



## RAY SPOT

### LED

#### Ray Spot

#### Track Light

#### Éclairage Sur Rail

#### UYGULAMA ALANLARI

Alışveriş Merkezleri  
Marketler  
Ofisler  
Toplantı odaları  
Mağazalar  
Hastaneler  
Okullar  
Koridorlar

#### APPLICATION AREAS

Shopping Malls  
Supermarkets  
Offices  
Meeting rooms  
Stores  
Hospitals  
Schools  
Corridors

#### DOMAINES D'UTILISATION

Centres Commerciaux  
Supermarchés  
Bureaux  
Salles de Réunion  
Magasins  
Hopitaux  
Ecoles  
Coulors

#### GÖVDE

Alüminyum profil gövde ve enjeksiyon kafa.

#### REFLEKTÖR

Yüksek saflıkta alüminyum reflektör; dar, orta ve geniş açı seçenekleri.

#### KONVERTÖR

ENEC standartlarına uygun, uzun ömürlü sabit akımlı konvertör.

#### LED

50.000 saat ömürlü OSRAM marka LED'li LED modüller.

#### BODY

Aluminum profile frame and injection head.

#### REFLECTOR

High-purity aluminum reflector; narrow, medium and wide angle options.

#### CONVERTER

Long life, low power loss converter with constant current. Compatible with ENEC standards.

#### LED

LED modules with 50,000 hours lifetime OSRAM brand LEDs.

#### CORPS

Profilé en aluminium et tête d'injection.

#### REFLECTEUR

Réflecteur en aluminium de haute pureté; options d'angle étroit, moyen et large.

#### CONVERTEUR

Convertisseur, conforme aux normes ENEC. Longue vie. Perte de puissance faible avec courant constant.

#### LED

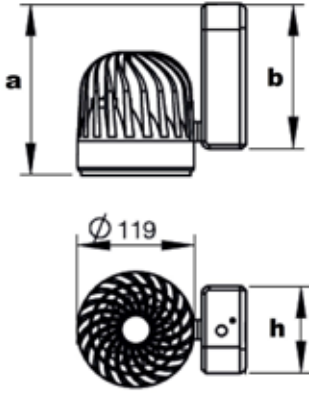
Modules LED – Durée de vie 50.000 heures avec LED de marque OSRAM.




LED'li Tip / LED Type / Type LED

Renk Geri Verim Indexi / Color Rendering Index / Indice de Rendu des Couleurs: (CRI): Ra>80

Kod Code	Güç Power Puissance (W)	Led Tipi Led Type Type De Led	Işık Akısı Lum. Flux Flux Lum. (lm)	Renk Sıcaklığı Color Temperature Température De Couleur (K)	Ölçüler Dimensions (mm)			Ağırlık Weight Poids (kg)	Ambalaj Adedi Packing Quantity Colisage	Adet/20"Konteyner Pcs./20"Container Pcs./20"Conteneur
					a	b	h			
PLR2U30C	30W	COB	2938	2700 - 6500	175	158	101	1,50	24	12960
PLR2U35C	35W	COB	3256	2700 - 6500	175	158	101	1,50	24	12960
PLR2U40C	40W	COB	3537	2700 - 6500	175	158	101	1,50	24	12960



V / Hz 220 - 240 / 50 - 60



15° Reflector

30° Reflektör  
30° Reflector

45° Reflektör  
45° Reflector

60° Reflektör  
60° Reflector

Opsiyonlar	Options	Options
DIM edilebilir elektronik balast yada konvertör. LED`li modeller için acil durum kit.	Dimmable electronic ballast or convertor. Emergency kit for models with LED	Ballast electronique dimmable ou convertor. Kit d`urgence pour les modèles LED.
NOT	NOTE	NOTE
Belirtilen lümen değerleri LED üzerindeki lümen değerleridir.  Belirtilen güç değerleri LED üzerindeki DC güç değerleridir.	Given lumen values are values on LED.  Given power values are DC power values on LED.	Les valeurs de lumen données sont les valeurs sur LED.  Les valeurs de puissance données sont les valeurs de courant continu puissance sur LED.


**fibreLED**  
LED Lighting Specialists



 **pamir**<sup>®</sup>  
aydinlatma



**DOWNLIGHTS**



## DOWNLIGHT

### LED

Sıva Altı COB Downlight

Recessed COB Downlight

COB Encastré Downlight

#### UYGULAMA ALANLARI

Alışveriş Merkezleri  
Marketler  
Ofisler  
Toplantı odaları  
Mağazalar  
Hastaneler  
Okullar  
Koridorlar

#### APPLICATION AREAS

Shopping Malls  
Supermarkets  
Offices  
Meeting rooms  
Stores  
Hospitals  
Schools  
Corridors

#### DOMAINES D'UTILISATION

Centres Commerciaux  
Supermarchés  
Bureaux  
Salles de Réunion  
Magasins  
Hopitaux  
Ecoles  
Coulloirs

#### GÖVDE

Beyaz ve isteğe bağlı renkli, etkin soğutma performansına sahip alüminyum gövde.

#### DİFÜZÖR

UV korumalı şeffaf difüzör.

#### KONVERTÖR

ENEC standartlarına uygun, uzun ömürlü sabit akımlı konvertör.

#### LED

50.000 saat ömürlü SAMSUNG marka LED'li LED modüller.

#### BODY

White or optional any type of finishing color aluminum body and effective cooling performance.

#### DIFFUSER

UV stabilized transparent diffuser.

#### CONVERTER

Long life, low power loss converter with constant current. Compatible with ENEC standards.

#### LED

LED modules with 50,000 hours lifetime SAMSUNG brand LEDs.

#### CORPS

Blanc ou facultatif n'importe quel type de corps en aluminium de couleur de finition et exécution efficace de refroidissement.

#### DIFFUSEUR

Transparent diffuseur en anti UV.

#### CONVERTEUR

Convertisseur, conforme aux normes ENEC. Longue vie. Perte de puissance faible avec courant constant .

#### LED


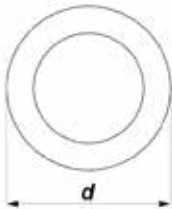
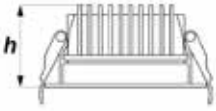
Modules LED – Durée de vie 50.000 heures avec LED de marque SAMSUNG.



LED'li Tip / LED Type / Type LED

Renk Geri Verim Indexi / Color Rendering Index / Indice de Rendu des Couleurs: (CRI): Ra>80

Kod Code	Güç Power Puissance (W)	Led Tipi Led Type Type De Led	Işık Akısı Lum. Flux Flux Lum. (lm)	Kasa Flanş Tipi Frame Flange Type Type de Bride de Cadre	Tavan Kesim Ceiling Cut (mm) Coupe de Plafond	Ölçüler Dimensions (mm) d h		Ağırlık Weight Poids (kg)	Ambalaj Adedi Packing Quantity Colisage	Adet/20" Konteyner Pcs./20" Container Pcs./20" Conteneur
PLC1AY09C25	9	COB	1215	2"	85	97	55	0,21	48	28560
PLC1AY09C325	9	COB	1215	3"	105	117	50	0,27	36	21420
PLC1AY13C335	13	COB	1755	3"	105	117	50	0,27	36	21420
PLC1AY09C425	9	COB	1215	4"	130	147	55	0,39	36	14040
PLC1AY13C435	13	COB	1755	4"	130	147	55	0,44	36	14040
PLC1AY18C45	18	COB	2430	4"	130	147	55	0,55	16	14040
PLC1AY13C635	13	COB	1755	6"	175	192	55	0,64	16	7640
PLC1AY18C65	18	COB	2430	6"	175	192	55	0,64	16	7640
PLC1AY25C67	25	COB	3375	6"	175	192	55	0,64	16	7640



V / Hz 220 - 240 / 50 - 60

Opsiyonlar	Options	Options
DIM edilebilir elektronik balast yada konvertör. LED`li modeller için acil durum kit.	Dimmable electronic ballast or convertor. Emergency kit for models with LED	Ballast électronique dimmable ou converteur. Kit d`urgence pour les modèles LED.
NOT	NOTE	NOTE
Belirtilen lümen değerleri LED üzerindeki lümen değerleridir.	Given lumen values are values on LED.	Les valeurs de lumen données sont les valeurs sur LED.
Belirtilen güç değerleri LED üzerindeki DC güç değerleridir.	Given power values are DC power values on LED.	Les valeurs de puissance données sont les valeurs de courant continu puissance sur LED.



## DOWNLIGHT

### LED

Sıva Altı COB Downlight

Recessed COB Downlight

COB Encastré Downlight

#### UYGULAMA ALANLARI

Alışveriş Merkezleri  
Marketler  
Ofisler  
Toplantı odaları  
Mağazalar  
Hastaneler  
Okullar  
Koridorlar

#### APPLICATION AREAS

Shopping Malls  
Supermarkets  
Offices  
Meeting rooms  
Stores  
Hospitals  
Schools  
Corridors

#### DOMAINES D'UTILISATION

Centres Commerciaux  
Supermarchés  
Bureaux  
Salles de Réunion  
Magasins  
Hopitaux  
Ecoles  
Coulloirs

#### GÖVDE

Beyaz ve isteğe bağlı renkli, etkin soğutma performansına sahip alüminyum gövde.

#### DİFÜZÖR

UV korumalı transparan difüzör.

#### KONVERTÖR

ENEC standartlarına uygun, uzun ömürlü sabit akımlı konvertör.

#### LED

50.000 saat ömürlü SAMSUNG marka LED'li LED modüller.

#### BODY

White or optional any type of finishing color aluminum body and effective cooling performance.

#### DIFFUSER

UV stabilized transparent diffuser.

#### CONVERTER

Long life, low power loss converter with constant current. Compatible with ENEC standards.

#### LED

LED modules with 50,000 hours lifetime SAMSUNG brand LEDs.

#### CORPS

Blanc ou facultatif n'importe quel type de corps en aluminium de couleur de finition et exécution efficace de refroidissement.

#### DIFFUSEUR

Transparente diffuseur en anti UV.

#### CONVERTEUR

Convertisseur, conforme aux normes ENEC. Longue vie. Perte de puissance faible avec courant constant .

#### LED

Modules LED – Durée de vie 50.000 heures avec LED de marque SAMSUNG.


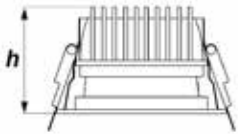




## LED'li Tip / LED Type / Type LED

## Renk Geri Verim Indexi / Color Rendering Index / Indice de Rendu des Couleurs: (CRI): Ra>80

Kod Code	Güç Power Puissance (W)	Led Tipi Led Type Type De Led	Işık Akısı Lum. Flux Flux Lum. (lm)	Kasa Flaş Tipi Frame Flange Type Type de Bride de Cadre	Tavan Kesim Ceiling Cut (mm) Coupe de Plafond	Ölçüler Dimensions (mm) d h		Ağırlık Weight Poids (kg)	Ambalaj Adedi Packing Quantity Colisage	Adet/20" Konteyner Pcs./20" Container Pcs./20" Conteneur
PLC2AY09C125	9	COB	1215	1"	70	80	70	0,24	48	25920
PLC2AY09C225	9	COB	1215	2"	90	108	70	0,26	36	19440
PLC2AY09C325	9	COB	1215	3"	105	128	55	0,26	36	19440
PLC2AY13C335	13	COB	1755	3"	105	128	55	0,33	36	12780
PLC2AY09C425	9	COB	1215	4"	130	150	55	0,50	16	7840
PLC2AY13C435	13	COB	1755	4"	130	150	55	0,50	16	7840
PLC2AY18C45	18	COB	2430	4"	130	150	55	0,50	16	7840
PLC2AY13C635	13	COB	1755	6"	180	200	55	0,58	16	6840
PLC2AY18C65	18	COB	2430	6"	180	200	55	0,58	16	6840
PLC2AY25C67	25	COB	3375	6"	180	200	55	0,58	16	6840



V / Hz 220 - 240 / 50 - 60

Opsiyonlar	Options	Options
DIM edilebilir elektronik balast yada konvertör. LED'li modeller için acil durum kit.	Dimmable electronic ballast or convertor. Emergency kit for models with LED	Ballast électronique dimmable ou convertor. Kit d'urgence pour les modèles LED.
NOT	NOTE	NOTE
Belirtilen lümen değerleri LED üzerindeki lümen değerleridir.	Given lumen values are values on LED.	Les valeurs de lumen données sont les valeurs sur LED.
Belirtilen güç değerleri LED üzerindeki DC güç değerleridir.	Given power values are DC power values on LED.	Les valeurs de puissance données sont les valeurs de courant continu puissance sur LED.



## DOWNLIGHT

### LED

Sıva Altı Downlight

Recessed Downlight

Encastré Downlight

#### UYGULAMA ALANLARI

Alışveriş Merkezleri  
Marketler  
Ofisler  
Toplantı odaları  
Mağazalar  
Hastaneler  
Okullar  
Koridorlar

#### APPLICATION AREAS

Shopping Malls  
Supermarkets  
Offices  
Meeting rooms  
Stores  
Hospitals  
Schools  
Corridors

#### DOMAINES D'UTILISATION

Centres Commerciaux  
Supermarchés  
Bureaux  
Salles de Réunion  
Magasins  
Hopitaux  
Ecoles  
Coulors

#### GÖVDE

Beyaz ve isteğe bağlı renkli, etkin soğutma performansına sahip alüminyum gövde.

#### DİFÜZÖR

UV korumalı buzlu difüzör.

#### KONVERTÖR

ENEC standartlarına uygun, uzun ömürlü sabit akımlı konvertör.

#### LED

50.000 saat ömürlü LUMILEDS / OSRAM / CREE marka LED'li LED modüller.

#### BODY

White or optional any type of finishing color aluminum body and effective cooling performance.

#### DIFFUSER

UV stabilized frosted diffuser.

#### CONVERTER

Long life, low power loss converter with constant current. Compatible with ENEC standards.

#### LED

LED modules with 50,000 hours lifetime LUMILEDS / OSRAM / CREE brand LEDs.

#### CORPS

Blanc ou facultatif n'importe quel type de corps en aluminium de couleur de finition et exécution efficace de refroidissement.

#### DIFFUSEUR

Diffuseur en anti UV.

#### CONVERTEUR

Convertisseur, conforme aux normes ENEC. Longue vie. Perte de puissance faible avec courant constant .

#### LED


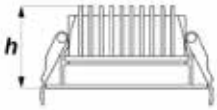
Modules LED – Durée de vie 50.000 heures avec LED de marque LUMILEDS / OSRAM / CREE.



LED'li Tip / LED Type / Type LED

Renk Geri Verim Indexi / Color Rendering Index / Indice de Rendu des Couleurs: (CRI): Ra>80

Kod Code	Güç Power Puissance (W)	Led Tipi Led Type Type De Led	Işık Akısı Lum. Flux Flux Lum. (lm)	Kasa Flanş Tipi Frame Flange Type Type de Bride de Cadre	Tavan Kesim Ceiling Cut (mm) Coupe de Plafond	Ölçüler Dimensions (mm) d h		Ağırlık Weight Poids (kg)	Ambalaj Adedi Packing Quantity Colisage	Adet/20" Konteyner Pcs./20" Container Pcs./20" Conteneur
PLD1AY06C27	6	2835 SMD	780	2"	85	97	55	0,21	48	28560
PLD1AY06C35	6	2835 SMD	810	3"	105	117	50	0,27	36	21420
PLD1AY08C37	8	2835 SMD	1040	3"	105	117	50	0,27	36	21420
PLD1AY09C45	9	2835 SMD	1215	4"	130	147	55	0,39	36	14040
PLD1AY13C47	13	2835 SMD	1690	4"	130	147	55	0,44	36	14040
PLD1AY12C55	12	2835 SMD	1620	5"	160	175	58	0,55	16	8640
PLD1AY17C57	17	2835 SMD	2210	5"	160	175	58	0,55	16	8640
PLD1AY18C65	18	2835 SMD	2430	6"	175	192	55	0,64	16	7640
PLD1AY25C67	25	2835 SMD	3250	6"	175	192	55	0,64	16	7640
PLD1AY18C85	18	2835 SMD	2430	8"	210	227	58	0,95	16	6240
PLD1AY25C87	25	2835 SMD	3250	8"	210	227	58	0,95	16	6240



V / Hz 220 - 240 / 50 - 60

Opsiyonlar	Options	Options
DIM edilebilir elektronik balast yada konvertör. LED`li modeller için acil durum kit.	Dimmable electronic ballast or convertor. Emergency kit for models with LED	Ballast électronique dimmable ou converteur. Kit d`urgence pour les modèles LED.
NOT	NOTE	NOTE
Belirtilen lümen değerleri LED üzerindeki lümen değerleridir.	Given lumen values are values on LED.	Les valeurs de lumen données sont les valeurs sur LED.
Belirtilen güç değerleri LED üzerindeki DC güç değerleridir.	Given power values are DC power values on LED.	Les valeurs de puissance données sont les valeurs de courant continu puissance sur LED.



## DOWNLIGHT

### LED

Sıva Altı Downlight

Recessed Downlight

Encastré Downlight

#### UYGULAMA ALANLARI

Alışveriş Merkezleri  
Marketler  
Ofisler  
Toplantı odaları  
Mağazalar  
Hastaneler  
Okullar  
Koridorlar

#### APPLICATION AREAS

Shopping Malls  
Supermarkets  
Offices  
Meeting rooms  
Stores  
Hospitals  
Schools  
Corridors

#### DOMAINES D'UTILISATION

Centres Commerciaux  
Supermarchés  
Bureaux  
Salles de Réunion  
Magasins  
Hopitaux  
Ecoles  
Coulors

#### GÖVDE

Beyaz ve isteğe bağlı renkli, etkin soğutma performansına sahip alüminyum gövde.

#### DİFÜZÖR

UV korumalı buzlu difüzör.

#### KONVERTÖR

ENEC standartlarına uygun, uzun ömürlü sabit akımlı konvertör.

#### LED

50.000 saat ömürlü LUMILEDS / OSRAM / CREE marka LED'li LED modüller.

#### BODY

White or optional any type of finishing color aluminum body and effective cooling performance.

#### DIFFUSER

UV stabilized frosted diffuser.

#### CONVERTER

Long life, low power loss converter with constant current. Compatible with ENEC standards.

#### LED

LED modules with 50,000 hours lifetime LUMILEDS / OSRAM / CREE brand LEDs.

#### CORPS

Blanc ou facultatif n'importe quel type de corps en aluminium de couleur de finition et exécution efficace de refroidissement.

#### DIFFUSEUR

Diffuseur en anti UV.

#### CONVERTEUR

Convertisseur, conforme aux normes ENEC. Longue vie. Perte de puissance faible avec courant constant .

#### LED


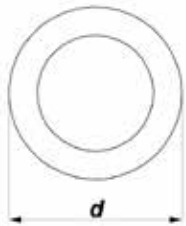
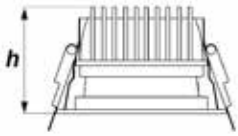
Modules LED – Durée de vie 50.000 heures avec LED de marque LUMILEDS / OSRAM / CREE.



## LED'li Tip / LED Type / Type LED

Renk Geri Verim Indexi / Color Rendering Index / Indice de Rendu des Couleurs: (CRI): Ra>80

Kod Code	Güç Power Puissance (W)	Led Tipi Led Type Type De Led	Işık Akısı Lum. Flux Flux Lum. (lm)	Kasa Flaş Tipi Frame Flange Type Type de Bride de Cadre	Tavan Kesim Ceiling Cut (mm) Coupe de Plafond	Ölçüler Dimensions (mm) d h		Ağırlık Weight Poids (kg)	Ambalaj Adedi Packing Quantity Colisage	Adet/20" Konteyner Pcs./20" Container Pcs./20"Conteneur
PLD2AY09C125	9	COB	780	1"	70	80	70	0,24	48	25920
PLD2AY04C25	4	2835 SMD	540	2"	90	108	70	0,26	36	19440
PLD2AY06C27	6	2835 SMD	780	2"	90	108	70	0,26	36	19440
PLD2AY06C35	6	2835 SMD	810	3"	105	128	58	0,33	36	12780
PLD2AY08C37	8	2835 SMD	1040	3"	105	128	58	0,33	36	12780
PLD2AY09C45	9	2835 SMD	1215	4"	130	150	58	0,50	16	7840
PLD2AY13C47	13	2835 SMD	1690	4"	130	150	58	0,50	16	7840
PLD2AY18C65	18	2835 SMD	2210	6"	180	200	58	0,58	16	6840
PLD2AY25C67	25	2835 SMD	3250	6"	180	200	58	0,58	16	6840
PLD2AY18C85	18	2835 SMD	2210	8"	210	240	58	0,70	16	5680
PLD2AY25C87	25	2835 SMD	3250	8"	210	240	58	0,70	16	5680



V / Hz 220 - 240 / 50 - 60

Opsiyonlar	Options	Options
DIM edilebilir elektronik balast yada konvertör. LED'li modeller için acil durum kiti.	Dimmable electronic ballast or convertor. Emergency kit for models with LED	Ballast électronique dimmable ou convertor. Kit d'urgence pour les modèles LED.
NOT	NOTE	NOTE
Belirtilen lümen değerleri LED üzerindeki lümen değerleridir.	Given lumen values are values on LED.	Les valeurs de lumen données sont les valeurs sur LED.
Belirtilen güç değerleri LED üzerindeki DC güç değerleridir.	Given power values are DC power values on LED.	Les valeurs de puissance données sont les valeurs de courant continu puissance sur LED.



## DOWNLIGHT

### LED

Sıva Altı Downlight

Recessed Downlight

Encastré Downlight

#### UYGULAMA ALANLARI

Alışveriş Merkezleri  
Marketler  
Ofisler  
Toplantı odaları  
Mağazalar  
Hastaneler  
Okullar  
Koridorlar

#### APPLICATION AREAS

Shopping Malls  
Supermarkets  
Offices  
Meeting rooms  
Stores  
Hospitals  
Schools  
Corridors

#### DOMAINES D'UTILISATION

Centres Commerciaux  
Supermarchés  
Bureaux  
Salles de Réunion  
Magasins  
Hopitaux  
Ecoles  
Coulors

#### GÖVDE

Beyaz ve isteğe bağlı renkli, etkin soğutma performansına sahip alüminyum gövde.

#### DİFÜZÖR

UV korumalı buzlu difüzör.

#### KONVERTÖR

ENEC standartlarına uygun, uzun ömürlü sabit akımlı konvertör.

#### LED

50.000 saat ömürlü LUMILEDS / OSRAM / CREE marka LED'li LED modüller.

#### BODY

White or optional any type of finishing color aluminum body and effective cooling performance.

#### DIFFUSER

UV stabilized frosted diffuser.

#### CONVERTER

Long life, low power loss converter with constant current. Compatible with ENEC standards.

#### LED

LED modules with 50,000 hours lifetime LUMILEDS / OSRAM / CREE brand LEDs.

#### CORPS

Blanc ou facultatif n'importe quel type de corps en aluminium de couleur de finition et exécution efficace de refroidissement.

#### DIFFUSEUR

Diffuseur en anti UV.

#### CONVERTEUR

Convertisseur, conforme aux normes ENEC. Longue vie. Perte de puissance faible avec courant constant .

#### LED


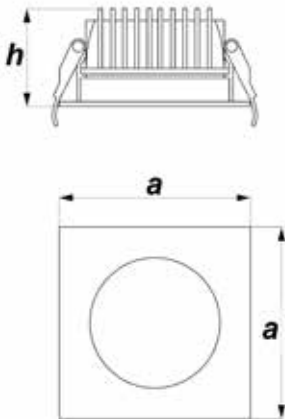
Modules LED – Durée de vie 50.000 heures avec LED de marque LUMILEDS / OSRAM / CREE.



LED'li Tip / LED Type / Type LED


Renk Geri Verim Indexi / Color Rendering Index / Indice de Rendu des Couleurs: (CRI): Ra>80

Kod Code	Güç Power Puissance (W)	Led Tipi Led Type Type De Led	Işık Akısı Lum. Flux Flux Lum. (lm)	Kasa Flaş Tipi Frame Flange Type Type de Bride de Cadre	Tavan Kesim Ceiling Cut (mm) Coupe de Plafond	Ölçüler Dimensions (mm) a h		Ağırlık Weight Poids (kg)	Ambalaj Adedi Packing Quantity Colisage	Adet/20" Konteyner Pcs./20" Container Pcs./20" Conteneur
PLD1AK06C27	6	2835 SMD	780	2"	85	97	55	0,29	48	28560
PLD1AK06C35	6	2835 SMD	810	3"	105	117	50	0,38	36	21420
PLD1AK08C37	8	2835 SMD	1040	3"	105	117	50	0,38	36	21420
PLD1AK09C45	9	2835 SMD	1215	4"	130	147	54	0,51	36	14040
PLD1AK13C47	13	2835 SMD	1690	4"	130	147	54	0,56	36	14040
PLD1AK12C55	12	2835 SMD	1620	5"	160	175	58	0,74	16	8640
PLD1AK17C57	17	2835 SMD	2210	5"	160	175	58	0,74	16	8640
PLD1AK18C65	18	2835 SMD	2430	6"	175	192	55	0,89	16	7640
PLD1AK25C67	25	2835 SMD	3250	6"	175	192	55	0,89	16	7640
PLD1AK18C85	18	2835 SMD	2430	8"	210	227	58	1,25	16	6240
PLD1AK25C87	25	2835 SMD	3250	8"	210	227	58	1,25	16	6240



V / Hz 220 - 240 / 50 - 60

Opsiyonlar	Options	Options
DIM edilebilir elektronik balast yada konvertör. LED'li modeller için acil durum kiti.	Dimmable electronic ballast or convertor. Emergency kit for models with LED	Ballast électronique dimmable ou converteur. Kit d'urgence pour les modèles LED.
NOT	NOTE	NOTE
Belirtilen lümen değerleri LED üzerindeki lümen değerleridir.	Given lumen values are values on LED.	Les valeurs de lumen données sont les valeurs sur LED.
Belirtilen güç değerleri LED üzerindeki DC güç değerleridir.	Given power values are DC power values on LED.	Les valeurs de puissance données sont les valeurs de courant continu puissance sur LED.



## DOWNLIGHT

### LED

Sıva Altı Downlight

Recessed Downlight

Encastré Downlight

#### UYGULAMA ALANLARI

Alışveriş Merkezleri  
Marketler  
Ofisler  
Toplantı odaları  
Mağazalar  
Hastaneler  
Okullar  
Koridorlar

#### APPLICATION AREAS

Shopping Malls  
Supermarkets  
Offices  
Meeting rooms  
Stores  
Hospitals  
Schools  
Corridors

#### DOMAINES D'UTILISATION

Centres Commerciaux  
Supermarchés  
Bureaux  
Salles de Réunion  
Magasins  
Hopitaux  
Ecoles  
Coulors

#### GÖVDE

Beyaz ve isteğe bağlı renkli, etkin soğutma performansına sahip alüminyum gövde.

#### DİFÜZÖR

UV korumalı buzlu difüzör.

#### KONVERTÖR

ENEC standartlarına uygun, uzun ömürlü sabit akımlı konvertör.

#### LED

50.000 saat ömürlü LUMILEDS / OSRAM / CREE marka LED'li LED modüller.

#### BODY

White or optional any type of finishing color aluminum body and effective cooling performance.

#### DIFFUSER

UV stabilized frosted diffuser.

#### CONVERTER

Long life, low power loss converter with constant current. Compatible with ENEC standards.

#### LED

LED modules with 50,000 hours lifetime LUMILEDS / OSRAM / CREE brand LEDs.

#### CORPS

Blanc ou facultatif n'importe quel type de corps en aluminium de couleur de finition et exécution efficace de refroidissement.

#### DIFFUSEUR

Diffuseur en anti UV.

#### CONVERTEUR

Convertisseur, conforme aux normes ENEC. Longue vie. Perte de puissance faible avec courant constant .

#### LED

Modules LED – Durée de vie 50.000 heures avec LED de marque LUMILEDS / OSRAM / CREE.


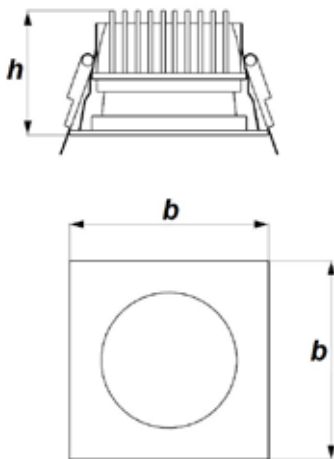




LED'li Tip / LED Type / Type LED

Renk Geri Verim Indexi / Color Rendering Index / Indice de Rendu des Couleurs: (CRI): Ra>80

Kod Code	Güç Power Puissance (W)	Led Tipi Led Type Type De Led	Işık Akısı Lum. Flux Flux Lum. (lm)	Kasa Flaş Tipi Frame Flange Type Type de Bride de Cadre	Tavan Kesim Ceiling Cut (mm) Coupe de Plafond	Ölçüler Dimensions (mm) b h		Ağırlık Weight Poids (kg)	Ambalaj Adedi Packing Quantity Colisage	Adet/20"Konteyner Pcs./20"Container Pcs./20"Conteneur
PLD2AK04C25	4	2835 SMD	540	2"	85	97	70	0,26	36	19440
PLD2AK06C27	6	2835 SMD	780	2"	85	97	70	0,26	36	19440
PLD2AK06C35	6	2835 SMD	810	3"	105	117	70	0,33	36	12780
PLD2AK08C37	8	2835 SMD	1040	3"	105	117	70	0,33	36	12780
PLD2AK09C45	9	2835 SMD	1215	4"	130	147	75	0,50	16	7840
PLD2AK13C47	13	2835 SMD	1690	4"	130	147	75	0,50	16	7840
PLD2AK09C55	9	2835 SMD	1215	5"	160	175	85	0,58	16	6580
PLD2AK13C57	13	2835 SMD	1690	5"	160	175	85	0,58	16	6580
PLD2AK20C65	20	2835 SMD	2210	6"	175	195	85	0,62	16	6000
PLD2AK25C67	25	2835 SMD	3250	6"	175	195	85	0,62	16	6000
PLD2AK20C85	20	2835 SMD	2210	8"	210	227	85	0,70	16	5050
PLD2AK25C87	25	2835 SMD	3250	8"	210	227	85	0,70	16	5050



V / Hz 220 - 240 / 50 - 60

Opsiyonlar	Options	Options
DIM edilebilir elektronik balast yada konvertör. LED'li modeller için acil durum kit.	Dimmable electronic ballast or convertor. Emergency kit for models with LED	Ballast électronique dimmable ou converteur. Kit d'urgence pour les modèles LED.
NOT	NOTE	NOTE
Belirtilen lümen değerleri LED üzerindeki lümen değerleridir.  Belirtilen güç değerleri LED üzerindeki DC güç değerleridir.	Given lumen values are values on LED.  Given power values are DC power values on LED.	Les valeurs de lumen données sont les valeurs sur LED.  Les valeurs de puissance données sont les valeurs de courant continu puissance sur LED.



## DOWNLIGHT

### LED

#### Sıva Üstü Downlight

#### Surface Mounted Downlight

#### Downlight Apparents

#### UYGULAMA ALANLARI

Alışveriş Merkezleri  
Marketler  
Ofisler  
Toplantı odaları  
Mağazalar  
Hastaneler  
Okullar  
Koridorlar

#### APPLICATION AREAS

Shopping Malls  
Supermarkets  
Offices  
Meeting rooms  
Stores  
Hospitals  
Schools  
Corridors

#### DOMAINES D'UTILISATION

Centres Commerciaux  
Supermarchés  
Bureaux  
Salles de Réunion  
Magasins  
Hopitaux  
Ecoles  
Coulors

#### GÖVDE

Aluminyum profil gövde ve enjeksiyon kafa.

#### DİFÜZÖR

Yüksek saflıkta aluminyum reflektör; dar, orta ve geniş açı seçenekleri.

#### KONVERTÖR

ENEC standartlarına uygun, uzun ömürlü sabit akımlı konvertör.

#### LED

50.000 saat ömürlü OSRAM marka LED'li LED modüller.

#### BODY

Aluminum profile frame and injection head.

#### DIFFUSER

High-purity aluminum reflector; narrow, medium and wide angle options.

#### CONVERTER

Long life, low power loss converter with constant current. Compatible with ENEC standards.

#### LED

LED modules with 50,000 hours lifetime OSRAM brand LEDs.

#### CORPS

Profilé en aluminium et tête d'injection.

#### DIFFUSEUR

Réflecteur en aluminium de haute pureté; options d'angle étroit, moyen et large.

#### CONVERTEUR

Convertisseur, conforme aux normes ENEC. Longue vie. Perte de puissance faible avec courant constant.

#### LED

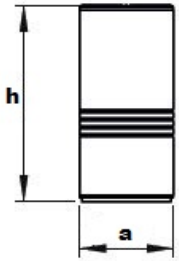
Modules LED – Durée de vie 50.000 heures avec LED de marque OSRAM.



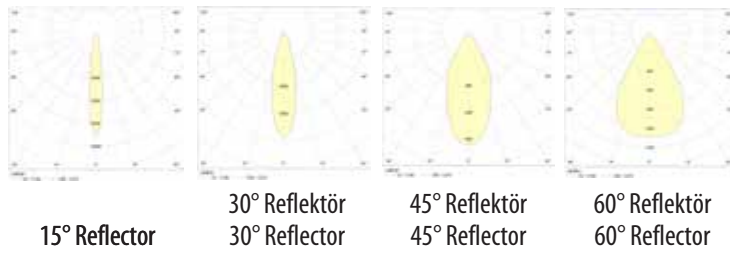
LED'li Tip / LED Type / Type LED

Renk Geri Verim Indexi / Color Rendering Index / Indice de Rendu des Couleurs: (CRI): Ra>80

Kod Code	Güç Power Puissance (W)	Led Tipi Led Type Type De Led	Işık Akısı Lum. Flux Flux Lum. (lm)	Renk Sıcaklığı Color Temperature Température De Couleur (K)	Ölçüler Dimensions (mm) a h	Ağırlık Weight Poids (kg)	Ambalaj Adedi Packing Quantity Colisage	Adet/20"Konteyner Pcs./20"Container Pcs./20"Conteneur
PLD2U30C	30	COB	2938	2700 - 6500	118 245	1,75	24	6270
PLD2U35C	35	COB	3256	2700 - 6500	118 245	1,75	24	6270
PLD2U40C	40	COB	3537	2700 - 6500	118 245	1,75	24	6270



V / Hz 220 - 240 / 50 - 60



Opsiyonlar	Options	Options
DIM edilebilir elektronik balast yada konvertör. LED'li modeller için acil durum kit.	Dimmable electronic ballast or convertor. Emergency kit for models with LED	Ballast électronique dimmable ou convertör. Kit d'urgence pour les modèles LED.
NOT	NOTE	NOTE
Belirtilen lümen değerleri LED üzerindeki lümen değerleridir.  Belirtilen güç değerleri LED üzerindeki DC güç değerleridir.	Given lumen values are values on LED.  Given power values are DC power values on LED.	Les valeurs de lumen données sont les valeurs sur LED.  Les valeurs de puissance données sont les valeurs de courant continu puissance sur LED.



## DOWNLIGHT

### LED

#### Sıva Altı Downlight

#### Recessed Downlight

#### Encastré Downlight

#### UYGULAMA ALANLARI

Alışveriş Merkezleri  
Marketler  
Ofisler  
Toplantı odaları  
Mağazalar  
Hastaneler  
Okullar  
Koridorlar

#### APPLICATION AREAS

Shopping Malls  
Supermarkets  
Offices  
Meeting rooms  
Stores  
Hospitals  
Schools  
Corridors

#### DOMAINES D'UTILISATION

Centres Commerciaux  
Supermarchés  
Bureaux  
Salles de Réunion  
Magasins  
Hopitaux  
Ecoles  
Coulors

#### GÖVDE

Aluminyum profil gövde ve enjeksiyon kafa.

#### DİFÜZÖR

Yüksek saflıkta alüminyum reflektör; dar, orta ve geniş açı seçenekleri.

#### KONVERTÖR

ENEC standartlarına uygun, uzun ömürlü sabit akımlı konvertör.

#### LED

50.000 saat ömürlü OSRAM marka LED'li LED modüller.

#### BODY

Aluminum profile frame and injection head.

#### DIFFUSER

High-purity aluminum reflector; narrow, medium and wide angle options.

#### CONVERTER

Long life, low power loss converter with constant current. Compatible with ENEC standards.

#### LED

LED modules with 50,000 hours lifetime OSRAM brand LEDs.

#### CORPS

Profilé en aluminium et tête d'injection.

#### DIFFUSEUR

Réflecteur en aluminium de haute pureté; options d'angle étroit, moyen et large.

#### CONVERTEUR

Convertisseur, conforme aux normes ENEC. Longue vie. Perte de puissance faible avec courant constant.

#### LED

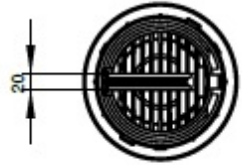
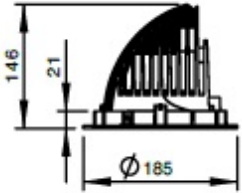
Modules LED – Durée de vie 50.000 heures avec LED de marque OSRAM.




LED'li Tip / LED Type / Type LED

Renk Geri Verim Indexi / Color Rendering Index / Indice de Rendu des Couleurs: (CRI): Ra>80

Kod Code	Güç Power Puissance (W)	Led Tipi Led Type Type De Led	Işık Akısı Lum. Flux Flux Lum. (lm)	Renk Sıcaklığı Color Temperature Température De Couleur (K)	Tavan Kesim Ceiling Cut (mm) Coupe de Plafond	Ölçüler Dimensions (mm) a h		Ağırlık Weight Poids (kg)	Ambalaj Adedi Packing Quantity Colisage	Adet/20"Konteyner Pcs./20" Container Pcs./20" Conteneur
PLC3A30C	30	COB	2938	2700 - 6500	175	185	146	0,75	24	4770
PLC3A35C	35	COB	3256	2700 - 6500	175	185	146	0,75	24	4770
PLC3A40C	40	COB	3537	2700 - 6500	175	185	146	0,75	24	4770



V / Hz 220 - 240 / 50 - 60



15° Reflector

30° Reflektör  
30° Reflector

45° Reflektör  
45° Reflector

60° Reflektör  
60° Reflector

Opsiyonlar	Options	Options
DIM edilebilir elektronik balast yada konvertör. LED'li modeller için acil durum kiti.	Dimmable electronic ballast or convertor. Emergency kit for models with LED	Ballast électronique dimmable ou convertor. Kit d'urgence pour les modèles LED.
NOT	NOTE	NOTE
Belirtilen lümen değerleri LED üzerindeki lümen değerleridir.  Belirtilen güç değerleri LED üzerindeki DC güç değerleridir.	Given lumen values are values on LED.  Given power values are DC power values on LED.	Les valeurs de lumen données sont les valeurs sur LED.  Les valeurs de puissance données sont les valeurs de courant continu puissance sur LED.



## DOWNLIGHT

### LED

Sıva Altı Yönlendirilebilir Downlight

Adjustable Recessed Downlight

Réglable Encastrés Downlight

#### UYGULAMA ALANLARI

Alışveriş Merkezleri  
Marketler  
Ofisler  
Toplantı odaları  
Mağazalar  
Hastaneler  
Okullar  
Koridorlar

#### APPLICATION AREAS

Shopping Malls  
Supermarkets  
Offices  
Meeting rooms  
Stores  
Hospitals  
Schools  
Corridors

#### DOMAINES D'UTILISATION

Centres Commerciaux  
Supermarchés  
Bureaux  
Salles de Réunion  
Magasins  
Hopitaux  
Ecoles  
Couloirs

#### GÖVDE

Aluminyum profil gövde ve enjeksiyon kafa.

#### DİFÜZÖR

Yüksek saflıkta aluminyum reflektör; dar, orta ve geniş açı seçenekleri.

#### KONVERTÖR

ENEC standartlarına uygun, uzun ömürlü sabit akımlı konvertör.

#### LED

50.000 saat ömürlü OSRAM marka LED'li LED modüller.

#### BODY

Aluminum profile frame and injection head.

#### DIFFUSER

High-purity aluminum reflector; narrow, medium and wide angle options.

#### CONVERTER

Long life, low power loss converter with constant current. Compatible with ENEC standards.

#### LED

LED modules with 50,000 hours lifetime OSRAM brand LEDs.

#### CORPS

Profilé en aluminium et tête d'injection.

#### DIFFUSEUR

Réflecteur en aluminium de haute pureté; options d'angle étroit, moyen et large.

#### CONVERTEUR

Convertisseur, conforme aux normes ENEC. Longue vie. Perte de puissance faible avec courant constant.

#### LED


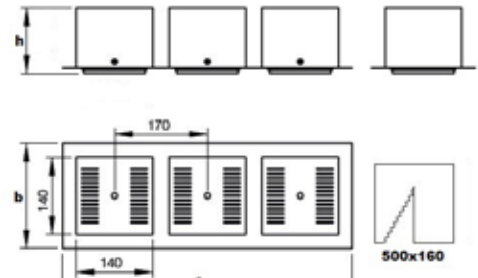
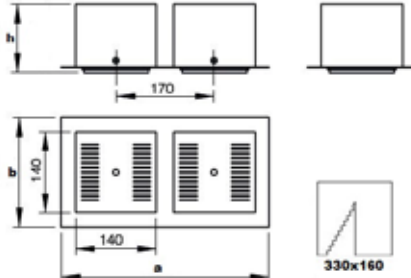
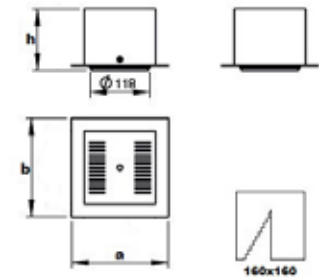
Modules LED – Durée de vie 50.000 heures avec LED de marque OSRAM.



LED'li Tip / LED Type / Type LED

Renk Geri Verim Indexi / Color Rendering Index / Indice de Rendu des Couleurs: (CRI): Ra>80

Kod Code	Güç Power Puissance (W)	Led Tipi Led Type Type De Led	Işık Akısı Lum. Flux Flux Lum. (lm)	Renk Sıcaklığı Color Temperature Température De Couleur (K)	Tavan Kesim Ceiling Cut Coupe de Plafond	Ölçüler Dimensions (mm)			Ağırlık Weight Poids (kg)	Ambalaj Adedi Packing Quantity Colisage	Adet/20"Konteyner Pcs./20" Container Pcs./20" Conteneur
						a	b	h			
PLCZA130C	1x30	COB	2938	2700 - 6500	160x160	190	190	119	1,50	24	5300
PLCZA135C	1x35	COB	3256	2700 - 6500	160x160	190	190	119	1,50	24	5300
PLCZA230C	2x30	COB	5876	2700 - 6500	330x160	360	190	119	3,20	12	1550
PLCZA235C	2x35	COB	6512	2700 - 6500	330x160	360	190	119	3,20	12	1550
PLCZA330C	3x30	COB	8814	2700 - 6500	500x160	530	190	119	4,70	8	730
PLCZA335C	3x35	COB	9768	2700 - 6500	500x160	530	190	119	4,70	8	730



NOT	NOTE	NOTE
Belirtilen lümen değerleri LED üzerindeki lümen değerleridir.	Given lumen values are values on LED.	Les valeurs de lumen données sont les valeurs sur LED.
Belirtilen güç değerleri LED üzerindeki DC güç değerleridir.	Given power values are DC power values on LED.	Les valeurs de puissance données sont les valeurs de courant continu puissance sur LED.

V / Hz 220 - 240 / 50 - 60

Opsiyonlar	Options	Options
DIM edilebilir konvertör.	Dimmable convertor.	Convertisseur dimmable
Acil durum kiti.	Emergency kit for models.	Kit d'urgence.



## DOWNLIGHT

### LED

#### Sıva Üstü Yönlendirilebilir Downlight

#### Adjustable Surface Mounted Downlight

#### Réglable Apparents Downlight

#### UYGULAMA ALANLARI

Alışveriş Merkezleri  
Marketler  
Ofisler  
Toplantı odaları  
Mağazalar  
Hastaneler  
Okullar  
Koridorlar

#### APPLICATION AREAS

Shopping Malls  
Supermarkets  
Offices  
Meeting rooms  
Stores  
Hospitals  
Schools  
Corridors

#### DOMAINES D'UTILISATION

Centres Commerciaux  
Supermarchés  
Bureaux  
Salles de Réunion  
Magasins  
Hopitaux  
Ecoles  
Couloirs

#### GÖVDE

Aluminyum profil gövde ve enjeksiyon kafa.

#### DİFÜZÖR

Yüksek saflıkta aluminyum reflektör; dar, orta ve geniş açı seçenekleri.

#### KONVERTÖR

ENEC standartlarına uygun, uzun ömürlü sabit akımlı konvertör.

#### LED

50.000 saat ömürlü OSRAM marka LED'li LED modüller.

#### BODY

Aluminum profile frame and injection head.

#### DIFFUSER

High-purity aluminum reflector; narrow, medium and wide angle options.

#### CONVERTER

Long life, low power loss converter with constant current. Compatible with ENEC standards.

#### LED

LED modules with 50,000 hours lifetime OSRAM brand LEDs.

#### CORPS

Profilé en aluminium et tête d'injection.

#### DIFFUSEUR

Réflecteur en aluminium de haute pureté; options d'angle étroit, moyen et large.

#### CONVERTEUR

Convertisseur, conforme aux normes ENEC. Longue vie. Perte de puissance faible avec courant constant.

#### LED

Modules LED – Durée de vie 50.000 heures avec LED de marque OSRAM.

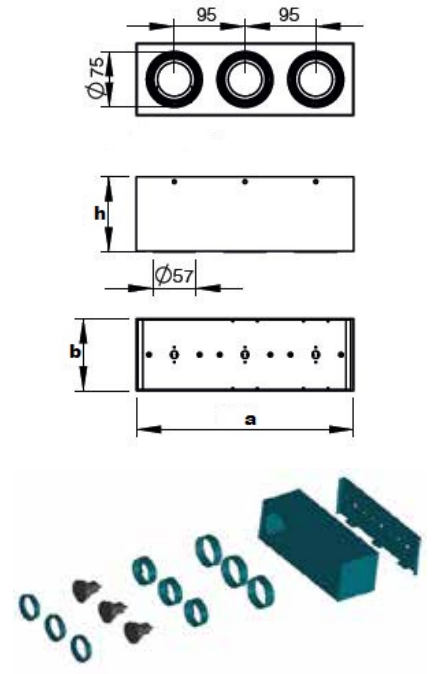
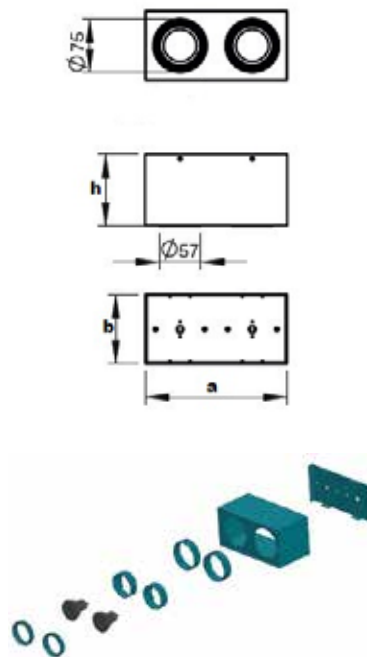
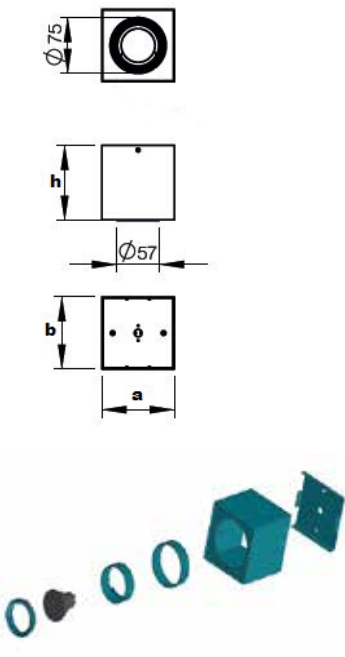




LED'li Tip / LED Type / Type LED

Renk Geri Verim Indexi / Color Rendering Index / Indice de Rendu des Couleurs: (CRI): Ra>80

Kod Code	Güç Power Puissance (W)	Led Tipi Led Type Type De Led	Işık Akısı Lum. Flux Flux Lum. (lm)	Renk Sıcaklığı Color Temperature Température De Couleur (K)	Ölçüler Dimensions (mm)			Ağırlık Weight Poids (kg)	Ambalaj Adedi Packing Quantity Colisage	Adet/20"Konteyner Pcs./20"Container Pcs./20"Conteneur
					a	b	h			
PLD3U08C	1x8	COB	654	2700 - 6500	97	97	100	1,50	24	20710
PLD3U16C	2x8	COB	1308	2700 - 6500	197	97	100	3,20	12	10850
PLD3U24C	3x8	COB	1962	2700 - 6500	292	97	100	4,70	8	7350



NOT	NOTE	NOTE
Belirtilen lümen değerleri LED üzerindeki lümen değerleridir.	Given lumen values are values on LED.	Les valeurs de lumen données sont les valeurs sur LED.
Belirtilen güç değerleri LED üzerindeki DC güç değerleridir.	Given power values are DC power values on LED.	Les valeurs de puissance données sont les valeurs de courant continu puissance sur LED.

V / Hz 220 - 240 / 50 - 60

Opsiyonlar	Options	Options
DIM edilebilir konvertör. Acil durum kiti.	Dimmable convertor. Emergency kit for models.	Convertisseur dimmable Kit d'urgence.



 **pamir**<sup>®</sup>  
aydinlatma

**fibreLED**  
LED Lighting Specialists



**METAL GLOP**



**Avolon Atrium, Ireland**



**ABC Verdun Shopping Mall, Lebanon**



**Consensys Fit Out, Ireland**



**Micheal Tierney Building, Ireland**



**Qendra Tregtare Unvers Shopping Mall, Albania**



**Azerbaijan State Oil & Industry University, Azerbaijan**



**Kings College Hospital, U.A.E**



**Oasis Mall Sohar, Oman**



**Koyuncu Automotive Konya, Turkey**



**Celikkayalar Market Konya, Turkey**



**Istanbul Cekmekoy Hospital, Turkey**



**Koc Diyaliz Merkezi, Turkey**



**Istanbul Kartal Mosque, Turkey**



**Zekeriya Tanrıverdi Mosque, Turkey**



**İzmir Hacı Mustafa Gültekin Mosque, Turkey**



**Maras Erzurumluoglu Mosque, Turkey**